

Be sure to read this manual before use.

XPERIA 10_{VII}

Quick Start Guide

- Always update the software to the most recent version. For details on how to update the software, refer to "ヘルプガイド (Web取扱説明書) (Web Help Guide)" (Japanese).
- In this manual, "Quick Start Guide" (this manual) and "ヘルプガイド (Web取扱説明書) (Web Help Guide)" (Japanese) are collectively referred to as the "Instruction Manual".
- Company names and product names referred to in this manual are the trademarks or registered trademarks of their respective owners. The TM and ® marks may be omitted in this manual.
- For the latest version of this manual, refer to the website of your carrier.

Starting up the device

1 SIM



2 PWR ON



----- OR -----

1 PWR ON



2 eSIM



Notes on the Instruction Manual

- "ヘルプガイド (Web取扱説明書) (Web Help Guide)" (Japanese) provides detailed instructions on starting up and using the device. Please view the Web Help Guide on your computer or smartphone.



https://rd1.sony.net/help/mobile/xperia-10m7_au/ja/
(Japanese)

Making sure that you have all the packaged items

- Main unit
- クイックスタートガイド*(Quick Start Guide)
(Japanese)

Information

- Purchase a specified charger (sold separately).

When using the device

Before you start using the device, make sure to read "Safety Precautions (Observe Strictly)" to ensure correct use. Before you assume that the device is malfunctioning, refer to "トラブル診断 (Troubleshooting)" (Japanese) on the following au website.




<https://www.au.com/trouble-check/> (Japanese)

- Since the device is a radio station under the Radio Act, you may be asked to temporarily submit the device for inspection in accordance with the Radio Act.
- The IMEI number of the device is automatically sent to your carrier for maintenance and monitoring the operational status of your mobile phone.
- The Company is not liable for any damages or loss of income arising from earthquakes, lightning, storms, floods, or other natural disasters, as well as fires; actions by third parties; other accidents; intentional, mistaken, or incorrect use by the customer; or use under other unusual conditions outside the responsibility of the Company.
- The Company is not liable for any incidental damages (change/disappearance of content, loss of business income, disruption of business, etc.) arising from use of the device or inability to use the device.
- The Company is not liable for any damages or loss of income arising from failure to observe the content of the Instruction Manual.
- You cannot use information obtained from the measuring sensor or GPS of the device for purposes that require high reliability, as the obtained information is just for use as a guideline. Note that the Company is not liable for any damage or loss of income arising from differences in measurement.
- The Company is not liable for any damages or loss of income arising, for example, from malfunction caused by combination with connected devices or software not related to the Company.
- Captured image data or downloaded data may sometimes be altered or lost due to faults, repair, or other handling of the device. The Company is not liable for any damage or loss of income resulting from recovery of this data.
- It is recommended that you keep a copy of important data on your computer's hard disk, etc. Whatever the cause of the defect or malfunction, the Company assumes no responsibility for alteration or loss of saved data.

- Data saved on the device, such as contacts and images/ videos, might be altered or lost due to an accident, fault, repair, or mishandling. Be sure to keep copies of important content. Note that the Company assumes no responsibility for any damages or loss of income resulting from altered or lost content.
- * "The Company" as it appears in this manual refers to your carrier and the manufacturer (Sony Corporation).






Safety Precautions (Observe Strictly)

- Before using this device, thoroughly read these safety precautions for proper use.
- These safety precautions describe instructions that should be observed to prevent damage to property or injury to the customer or others using the device.
- The following symbols indicate the different levels of injury or damage that may result if the guidelines are not observed and the device is used improperly.

 Danger	This symbol indicates that death or serious injury ¹ may directly and immediately result from improper use.
 Warning	This symbol indicates that death or serious injury ¹ may result from improper use.
 Caution	This symbol indicates that minor injury ² and/or property damage ³ may result from improper use.

- 1 Serious injury: This refers to loss of sight, injuries, burns (high- and low temperature), electric shocks, broken bones, injuries with residual aftereffects from poisoning, etc., and injuries requiring hospital admission for treatment or long-term hospital attendance as an outpatient.
- 2 Minor injury: This refers to injuries, burns (high- and low-temperature), electric shocks, etc. that do not require hospital admission for treatment or long-term hospital attendance as an outpatient.
- 3 Property damage: This refers to extended damage to buildings, furniture, livestock, pets, etc.

Explanation of graphic symbols

 Don't	Indicates an action that is prohibited.	 Do	Indicates compulsory actions in accordance with instructions.
 No disassembly	Indicates that disassembly is prohibited.	 Unplug	Indicates that the power plug must be disconnected from an outlet.
 No wet hands	Indicates that handling with wet hands is prohibited.		

Precautions common to the main unit, AC adapters, USB Type-C™ cables, and SIM cards



Do not use, store, or leave the device in a location where it is subject to high temperatures or the accumulation of heat (e.g. by a fire, near a heater, under a kotatsu or bedding, in direct sunlight, in a car in the hot sun, etc.).



Doing so might cause fire, burns, injury, electric shock, etc.

Do not put the device inside a cooking appliance such as a microwave oven or IH cooking heater or a high-pressure container such as a pressure cooker.



Do not place the device near such cooking appliances, either.

Doing so might cause fire, burns, injury, electric shock, etc.

Do not allow liquids such as water (drinking water, sweat, seawater, urine of pet animals, etc.) to get inside the charging terminal or the external connection terminals.



Also, do not charge the device when it is wet or in a place where water may come into contact with it, such as in a bathroom or near a humidifier.

Doing so might cause fire, burns, injury, electric shock, etc.

For details about waterproofness, refer to "ヘルプガイド (Web取扱説明書) (Web Help Guide)" (Japanese).

Do not subject the device to strong pressure or break the device. Especially when carrying the device in the pocket of your clothes, do not let the device hit against its surroundings or place it between objects.



Doing so may cause fire, burns, injury, etc. due to damage to the internal battery.

* The following are examples that you should be careful of:

- Sitting or squatting with the device inside the pocket of your trousers or skirt
 - Putting the device in the pocket of your outerwear and catching it in a door
 - Stepping on the device on a soft object such as a sofa, bed, or bedding or on the floor
 - Putting the device inside the seat of a train or bus
-

Do not disassemble or modify the device.

Doing so might cause fire, burns, injury, electric shock, etc.



Do not try to remove the internal battery from the device.

Doing so might cause fire, burns, injury, etc.



The back panel cannot be removed. Do not try to remove it from the device. Also, if the device is swollen due to swelling of the internal battery, etc., do not try to remove the back panel or press on it forcibly.



Doing so might cause fire, burns, injury, etc.

Use only optional accessories specified by the Company for the device.

Using accessories other than those specified or those with an unknown manufacturer, retailer, or specifications might cause fire, burns, injury, electric shock, etc.





Warning

Do not subject the device to strong force, impacts, or vibration such as by letting it fall, stepping on it, or throwing it.



Don't

Doing so might cause fire, burns, injury, electric shock, etc.

Do not allow conductive materials (such as metal objects or pencil lead) to come into contact with the charging terminal or the external connection terminals or allow dust or sand, etc. to get inside.



Don't

Doing so might cause fire, burns, injury, electric shock, etc.

If charging does not finish after a specified time, stop charging.



Do

Failure to do so might cause fire, burns, injury, etc. due to overcharge, etc.

Always turn off the device before you enter a place where flammable gas may be present or dust is generated. Stop charging the device if you are charging it.



Do

Ignition of flammable gas might cause an explosion, fire, etc.

Follow the instructions of a gas station or other such location before using the device there.



Do

Do not charge the device at a gas station, etc. Take care not to drop the device at a gas station, etc. In particular, do not use the device while filling. Ignition of flammable gas might cause an explosion, fire, etc.

If you notice anything unusual about the device during operation, charging, or storage such as an unusual odor, abnormal noise, smoke generation, overheating, discoloration, or deformation, perform the following measures carefully, checking the safety around you.



Do

- Remove the power plug from the outlet.
 - Turn off the power of the device.
- Failure to do so might cause fire, burns, injury, electric shock, etc.

Caution

Do not use the device or peripheral devices when they are damaged.

Doing so might cause fire, burns, injury, etc.



Don't

Do not place the device on an unstable or inclined platform. Be careful especially when vibrations are set.

The device might fall and cause injury, etc.



Don't

Do not use or keep the device in a place that is very humid, dusty, or subject to high temperatures.

Doing so might cause fire, burns, electric shock, etc. For details about waterproofness/dust-proofness, refer to "ヘルプガイド (Web取扱説明書) (Web Help Guide)" (Japanese).



Don't

If children use the device, parents or guardians should give them proper instructions and not allow them to use the device in the wrong manner.

Use of the device in the wrong manner might lead to accidental ingestion, injury, electric shock, etc.



Don't

Keep the device out of the reach of babies or infants and store it where pets cannot come into contact with it.

In particular, be careful when storing small parts such as the SIM card/microSD card tray.

Failure to do so might cause accidental ingestion, injury, electric shock, etc.



Don't

Be careful of the temperature when using the device continuously or while charging because it might become warm. Also, be careful not to come into continuous contact with the device unintentionally in the pocket of your clothes, when you fall asleep, etc.

The device or the AC adapter might become warm when using an app or making a call, during data communication, when watching a video, when playing a game continuously, or while charging. If you remain directly in contact with the warm part continuously, it might cause redness of the skin, itching, a rash, a low-temperature burn, etc. depending on your physical condition.



Do

Main unit



Do not throw the device into a fire or apply heat to it.

Doing so might cause fire, burns, injury, etc.



Do not stab the device with a sharp object (a nail, etc.) or apply excessive force to it, such as by hitting it with a hard object (a hammer, etc.) or stepping on it.

Doing so might cause fire, burns, injury, etc.



If any internal substance from the device comes in contact with your eyes or mouth, immediately rinse your eyes or mouth with clean water and then consult a doctor right away.

The effects of the internal substance might cause blindness, medical problems, etc.



Do not turn on the light/flash LED or flash with the light-emitting part close to another person's eyes. Keep enough distance, especially from babies.

Failure to do so might cause blurred vision, etc. Also, an accident such as injury might occur if the person becomes dazzled or startled.



Do not look at a repeatedly blinking screen for a long time.

Doing so might cause seizures, loss of consciousness, etc.



Do not allow liquids such as water (drinking water, sweat, seawater, urine of pet animals, etc.), pieces of metal (cutter blades, staples, etc.), or flammable objects to enter the SIM card/microSD card tray slot of the device.

Do not insert the SIM card/microSD card tray in the wrong location or orientation.

Doing so might cause fire, burns, injury, electric shock, etc.



Do not expose the camera lens to direct sunlight for a long time.

Doing so might cause fire, burns, injury, etc. due to the light-collecting mechanism of the lens.



Power off the device or put it in Airplane mode before boarding an airplane.



Do

Use of mobile phones on board is restricted. Follow the instructions of each airline.

The radio waves from the device might adversely affect on-board electronic equipment.

Prohibited acts related to mobile phone usage on an airplane might be punishable by law.

Follow the instructions of each medical facility for the use of mobile phones on their premises.



Do

Power off the device in a place where its use is prohibited.

The radio waves from the device might affect electronic equipment and electronic medical equipment.

Always keep the device away from your ears when making a call handsfree, while sounding the ringtone loudly, or during stand-by.



Do

Also, when you play games or play back videos, music, etc. with earphones/microphone, etc. connected to the device, adjust the volume adequately.

Loud sound is emitted from the device when calling with a hands-free set.

Even in the standby mode, a ringtone or an alarm may sound suddenly.

Listening to loud sound for long hours continuously may cause a hearing disability such as deafness.

Moreover, sound that is too loud will make it difficult for you to hear ambient sounds and may cause an accident.

If you have a weak heart, set the vibration or ringtone volume carefully.



Do

Sudden vibrations or a ringtone sounding for an incoming call may startle you and affect your heart.

If you are wearing any electronic medical equipment, check with the manufacturer or vendor of the relevant medical electronic equipment whether its operation might be affected by radio waves.



Do

The radio waves from the device might affect electronic medical equipment.

Power off the device near electronic devices or equipment operating on high-precision control or weak signals.



The radio waves from the device might interfere with the operation of the electronic devices or equipment.

* The following are examples of electronic devices or equipment that you should be careful of: Hearing aids, implantable cardiac pacemakers, implantable cardioverter defibrillators, other electronic medical equipment, and other automatically controlled devices or equipment. If you use an implantable cardiac pacemaker, implantable cardioverter defibrillator, or other electronic medical equipment, check with the manufacturer or vendor of the medical electronic equipment whether its operation can be affected by radio waves.

Be careful of broken glass or exposed internal parts of the device when the display, back panel, or camera lens is broken.



Touching damaged or exposed parts might cause burns, injury, electric shock, etc.

If the internal battery leaks or gives off a strange smell, immediately stop using the device and remove it from the vicinity of open flames.



The leaking liquid might ignite, catch fire, explode, etc.

Be careful not to allow a pet, etc. to bite the device.



Doing so might cause fire, burns, injury, etc. because of ignition, bursting, heat, or leaking of the internal battery.

 **Caution**

When using the motion sensor, check the safety around you, hold the device firmly, and do not shake it unnecessarily.



Failure to do so might cause an accident such as injury.

If the display is damaged and an internal substance, etc. leaks out, do not allow it to come into contact with your skin such as that of your face or hands, clothes, etc.



Doing so might cause injury, etc. to your eyes or skin.

If the internal substance gets into your eyes, mouth, etc. or comes into contact with your skin or clothes, immediately rinse with clean water.

If it gets into your eyes, mouth, etc., immediately consult a doctor after rinsing.

Do not discard the device together with ordinary garbage.



Doing so might lead to fire, burns, injury, etc. Also, it might cause environmental destruction. When the device is no longer in use, bring it to a store such as an au Style/au shop or dispose of it according to the recycling program of your local municipality.

If a substance leaks out from the internal battery, do not allow the fluid to come into contact with your skin such as that of your face or hands, clothes, etc.



Doing so might cause injury, etc. to your eyes or skin. If the internal substance gets into your eyes, mouth, etc. or comes into contact with your skin or clothes, immediately rinse with clean water.

If it gets into your eyes, mouth, etc., immediately consult a doctor after rinsing.

Before using the device in a car, check with the automobile manufacturer or dealer for the effects of radio waves.



Depending on the vehicle model, radio waves from the device may cause the vehicle's electronic equipment to malfunction. In that case, stop using the device immediately.

If any skin abnormality develops due to the use of the device, immediately stop using the device and consult a doctor.



Do

Depending on your physical constitution or health, itchiness, a rash, eczema, etc. might develop. Refer to "Material list" for materials used in each part of the device.

Magnetic components are used in the device's ear speaker/second speaker (top center of the display), main speaker (bottom left of the back), vibrator (bottom right of the back), and main camera (from the top right to top center of the display and from the top left to top center of the back). Make sure no pieces of metal (cutter blades, staples, etc.) are adhered to the device.



Do

Adhered objects might cause injury, etc.

Do not leave the device within the reach of children or persons requiring supervision.



Do

The device uses magnets. If swallowed, there is a risk of choking or serious harm to internal organs. If a magnet has been swallowed, immediately consult a doctor.

Do not bring the device near medical equipment.



Do

The device uses magnets that may affect pacemakers, variable-pressure hydrocephalus shunts, and other medical equipment. Do not bring the device near persons using such equipment. If you use such equipment, consult your doctor before using the device.

Watch the display in an adequately bright place at a certain distance from it.



Do

Watching in a dark place or at a close distance might reduce visual acuity, etc.

Precautions for AC adapters and USB Type-C cables



Warning

Do not use an AC adapter or USB Type-C cable if the cord is damaged.



Don't

Doing so might cause fire, burns, electric shock, etc.

If you hear thunder, do not touch an AC adapter or USB Type-C cable.



Don't

Doing so might cause electric shock, etc.

Do not short-circuit the charging terminal while it is connected to an outlet. Do not touch the charging terminal with your hands, fingers, or any part of your body.



Don't

Doing so might cause fire, burns, electric shock, etc.

Do not place heavy objects on the cord of an AC adapter or USB Type-C cable and do not apply excessive force to the cord, such as by pulling on it.



Don't

Doing so might cause fire, burns, electric shock, etc.

Do not bring metal objects into contact with an AC adapter when connecting the plug to or disconnecting it from an outlet.



Don't

Doing so might cause fire, burns, electric shock, etc.

Do not connect a voltage converter (such as a travel converter for overseas travel) to an AC adapter.



Don't

Doing so might cause ignition, overheating, electric shock, etc.

Do not apply excessive force to the connection part when an AC adapter or USB Type-C cable is connected to the device.



Don't

Doing so might cause fire, burns, injury, electric shock, etc.

Do not touch the cable, charging terminals, or power plug of an AC adapter or USB Type-C cable with wet hands.



No wet hands

Doing so might cause fire, burns, electric shock, etc.

Use an AC adapter only with the specified power supply and voltage.



Do

When charging the device overseas, use an AC adapter that can be used overseas.

Using the incorrect power supply and voltage might cause fire, burns, electric shock, etc.

AC adapter: 100V AC (Connect to an AC outlet for internal household use.)

AC adapter that can be used overseas: 100V AC to 240V AC (Connect to an AC outlet for internal household use.)

Clean dust from the power plug.



Do

Using it with dust adhered might cause fire, burns, electric shock, etc.

Firmly insert the AC adapter into an outlet.



Do

Insecure insertion might cause fire, burns, electric shock, etc.

When you disconnect the power plug of the AC adapter from an outlet, do not apply excessive force to it such as by pulling on the cable. Instead, hold the adapter by the main part to disconnect it.



Do

Pulling on the cable of the AC adapter might damage the cable, causing fire, burns, electric shock, etc.

When plugging/unplugging a USB Type-C cable into/from the device, plug/unplug it straight in the direction of the device without applying excessive force, such as by pulling on the cable.



Do

Incorrect plugging/unplugging might cause fire, burns, injury, electric shock, etc.

If the charging terminal becomes bent or otherwise deformed, stop using it immediately. Do not use it even if the deformation is repaired.



Do

Failure to do so might cause fire, burns, injury, electric shock, etc. due to a short-circuit of the charging terminal.

Always remove the power plug from the outlet when not using an AC adapter.



Unplug

Keeping it plugged in might cause fire, burns, electric shock, etc.

Immediately remove the power plug from the outlet if a liquid such as water (drinking water, sweat, seawater, urine of pet animals, etc.) adheres to it.



Unplug

Failure to do so might lead to fire, burns, electric shock, etc. due to a short-circuit caused by the adhered substance, etc.

Before cleaning, remove the power plug from the outlet.



Unplug

Failure to do so might cause fire, burns, electric shock, etc.



Caution

Do not touch an AC adapter continuously when it is connected to an outlet.



Don't

Doing so might cause a burn, etc.

SIM cards



Caution

Be careful not to hurt your fingers, etc. on the cut surface when handling a SIM card.

The cut surface may be sharp, and it might cause injury.



Do

Using near medical equipment or in healthcare facilities



Warning

If you wear electronic medical equipment such as an implantable cardiac pacemaker or an implantable cardioverter defibrillator, or if there is any possibility that a person in close proximity to you might be wearing such equipment, carry or use the device at least 15 cm away from the implant at all times.

The radio waves from the device might have harmful effects on the operation of the electronic medical equipment. If there is any chance that the distance between the device and the person closest to you might become less than 15 cm, such as when you cannot freely move around, set the device not to emit radio wave in advance (Airplane mode, power off, etc.).



Do

If you need to use electronic medical equipment other than an implantable cardiac pacemaker or implantable cardioverter defibrillator outside a medical facility, such as for treatment at home, consult the relevant electronic medical equipment manufacturer for the effects of radio waves on the equipment.

The radio waves from the device might have harmful effects on the operation of the electronic medical equipment.



Do

Follow the instructions given by each medical facility regarding the use of the device on their premises.

The radio waves from the device might have harmful effects on the operation of electronic medical equipment.



Do

Material list

Main unit

Part	Material	Surface treatment
Exterior case (top part, bottom part, side part)	Nylon resin (with glass fiber)	Coating
Exterior case (volume button/zoom button, shutter button, back panel)	Polycarbonate resin	Coating
Exterior case (cover of the SIM card/microSD card tray slot)	Polycarbonate resin (with glass fiber)	Coating
Transparent plate (display)	Hardened glass	AFP treatment
Transparent plate (camera lens)	Hardened glass	AFP treatment + AR treatment
Light/Flash LED lens	Polycarbonate resin	—
Power button/ Fingerprint sensor	Epoxy resin	Coating
Ear speaker/second speaker (upper part) mesh	Polyester resin	Dyeing
Main speaker (lower part) mesh	Polycarbonate resin	—
Rubber seals on the cover of the SIM card/microSD card tray slot	Silicon rubber	—
SIM card/microSD card tray	Polycarbonate resin (with glass fiber) + stainless alloy	—

Handling precautions

These precautions are provided to protect the device from damage and ensure that performance can be fully demonstrated. Thoroughly read these precautions to ensure correct use. For more details, refer to "ヘルプガイド (Web取扱説明書) (Web Help Guide)" (Japanese).

Notes on waterproof and dustproof properties

To ensure the waterproof (equivalent to IPX5 and IPX8) and dustproof (equivalent to IP6X) properties of the device, use it with the cover of the SIM card/microSD card tray slot tightly closed.

Note that the waterproof and dustproof properties are not guaranteed under all usage conditions.

Do not allow water to get inside the device or splash water on the specified charger (sold separately) or optional accessories. Do not open or close the cover of the SIM card/microSD card tray slot in the rain or with water droplets on the surface of the device. Doing so might cause water intrusion, resulting in internal corrosion.

Malfunctions determined to be caused by water intrusion are not covered by the warranty.

For details about waterproofness/dust-proofness, refer to "ヘルプガイド (Web取扱説明書) (Web Help Guide)" (Japanese).

Display

- The device is equipped with an OLED panel. If the same image is displayed for a long period of time, image retention may occur. This is not a malfunction. Avoid displaying the same image for long periods of time to reduce the risk of image retention.
- If you set the screen brightness to a higher level than necessary or display the screen for an extremely long period of time, the brightness may partially decrease, or the color may change. In addition, depending on the viewing angle, unevenness in color or brightness and changes in color may occur. These are due to the structure of the OLED panel and are not a malfunction.

Foreign Exchange and Foreign Trade Act

The products may be subject to the application of the Foreign Exchange and Foreign Trade Act and other related laws and regulations in Japan.

In addition, the Export Administration Regulations (EAR) of the United States may be applicable.

In cases of exporting or reexporting the products, customers are requested to follow the necessary procedures at their own responsibility and cost.

Please contact the Ministry of Economy, Trade and Industry of Japan or the Department of Commerce of the United States for details about procedures.

Certification based on the Radio Act

- Never disassemble, modify, or repair the device yourself. Doing so might cause a malfunction. The use of the device after disassembly, modification, or repair by the customer is in violation of the Radio Act and Telecommunications Business Act.
- Do not use the device if it has been modified. Use of a modified device violates the Radio Act and Telecommunications Business Act. The device is compliant with rules on the technical standard conformity certification of specified radio equipment based on the Radio Act, as well as with rules on the technical standard conformity approval for terminal equipment based on the Telecommunications Business Act. As proof of this, the "Technical Compliance Mark (TCM)" can be checked on the device.

Checking procedure: Find and tap [Settings] > [About phone] > [Certificates].

If modifications are made to the internal components of the device, the certification and approval of technical standard conformity will become invalid. Do not use the device when the certification and approval are invalid, as it is a violation of the Radio Act and Telecommunications Business Act.

High-temperature warning

This mark is displayed when the surface temperature of the device rises during use. When the mark is displayed, the surface of the product, including the display and rear panel, will become hot and there is a risk of burns if you continue using the product while holding it in your hands. In this case, do not continuously hold your device directly in your hand during use.



Loudness warning

To prevent possible hearing damage, do not listen at high volume levels for long periods.



Other notes

- The Company does not provide any guarantees regarding the content of the Instruction Manual. Changes to the Instruction Manual necessitated by typographical errors, inaccuracies of current information, or improvements to programs and/or equipment may be made by the Company at any time and without notice. Such changes will be incorporated into new editions of the Instruction Manual.

All product and company names mentioned herein are the trademarks or registered trademarks of their respective owners. Any rights not expressly granted herein are reserved. All other trademarks are the property of their respective owners. For more details, refer to "ヘルプガイド (Web取扱説明書) (Web Help Guide)" (Japanese). All illustrations are for illustrative purposes only and may not accurately depict the actual device.

- Do not apply excessive force to the device during use. Be sure not to put the device into a tightly packed bag or place the device under a heavy object inside a bag. Sitting with the device inside your pocket might damage the display or internal circuit board or cause a malfunction.

Keeping an external device connected to the USB Type-C port or headset jack might cause damage to the connector or a malfunction. Such damage or malfunction is not covered by the warranty, even if there is no external damage.

- The internal battery of the device is a lithium-ion battery.

The internal battery is not fully charged at the time of purchase. Charge the internal battery before using the device. Charge the internal battery if you have not used the device for a long time.



Notes on using the Bluetooth®/wireless LAN (Wi-Fi®) functions

- Connections between the device and all other Bluetooth and wireless LAN (Wi-Fi) devices have not been confirmed. Therefore, connections with all Bluetooth and wireless LAN (Wi-Fi) devices are not guaranteed.
- This device supports security features for wireless communications that are compliant with the Bluetooth and wireless LAN (Wi-Fi) standard specifications, but the security may not be sufficient depending on the usage environment and configuration. Be careful when performing data communication using the Bluetooth or wireless LAN (Wi-Fi) function.
- A wireless LAN (Wi-Fi) has the advantage that it can be freely connected to anywhere within the radio-wave range, as it uses radio waves for exchanging information. At the same time, there is a risk that a malicious third party may obtain unauthorized access if security settings have not been configured. It is recommended that you configure security settings before using a wireless LAN (Wi-Fi) on your own judgment and responsibility.
- The Company assumes no responsibility for leakage of data or information that may occur during Bluetooth/wireless LAN (Wi-Fi) communication.

- Since Bluetooth and wireless LAN (Wi-Fi) functions use the same frequency band, using both functions at the same time may cause radio-wave interference, resulting in decreased communication speeds or disconnection from the network. If the connection fails, stop using either the Bluetooth or wireless LAN (Wi-Fi) function.

Notes on data communication charges

- Since a constant Internet connection is possible with the device, data communication may be performed automatically by some apps, resulting in high data communication charges. Therefore, subscription to a data communication charge discount service or flat-rate plan is recommended.
- To browse websites, download apps, communicate using apps, send/receive emails, and configure various settings on the device, a connection to the Internet is required, and data communication charges apply.

Notes on call charges

- When you end a call, make sure to disconnect the call. If you forget to disconnect, the call charges may be higher.

Trademarks

- USB Type-C™ and USB-C™ are registered trademarks of USB Implementers Forum.

After-sales service

■ When ordering repair

For repair, contact the Repair and Delivery Support Center.

During the warranty period	Whether the repair is free of charge or for a charge will be determined and the repair performed according to the terms of service of the free-of-charge repair warranty.
Outside the warranty period	The device will be repaired for a charge as requested by the customer if repair renders it usable.

* The warranty period is one year from the date you newly purchased the device.

- Before handing in the device for repair, make a backup of the contents of the memory, since they may be lost during repair. Note that the Company shall not be liable for any damages or loss of income should the contents of the memory be altered or lost.

- Recycled parts that meet the Company's quality standards are sometimes used for repair.
- Parts replaced through after-sales service are collected and recycled by the Company. They cannot be returned to customers.
- If the device has been processed, modified, or analyzed (including by modifying or analyzing the software (including by rooting, etc.), reverse engineering, decompiling, or reverse assembling) or repaired by an unauthorized repair center, it is no longer covered by the warranty, and repair may be refused.
- The battery built into the main unit is not covered by the free-of-charge repair warranty, as it is a consumable part.

■ Performance parts for repair

The Company will retain performance parts for repair of the main unit for four years after the discontinuation of production. "Performance parts for repair" refers to parts required for maintaining the functions of the device.

■ Provisions for free-of-charge repair

1. Please indicate the production number (IMEI number) when ordering repair. The production number (IMEI number) can be checked on the main unit of the device, sticker on the outer packaging box, etc.
2. During the warranty period, malfunctions of the device will be repaired free of charge under the condition that the device has been used correctly in line with the directions given in the Instruction Manual.
3. Even if the warranty period has not expired, a fee will be charged for repair (or repair may not be possible) under the following circumstances.
 - (1) The device has not been used correctly in line with the directions given in the Instruction Manual.
 - (2) The malfunction or damage is due to unauthorized repair or modification of the device.
 - (3) The device has been repaired at an unauthorized repair center.
 - (4) The malfunction or damage is due to negligence in use or handling or an accident. There are signs of the device having been dropped, gotten wet, exposed to humidity, etc.
 - (5) The malfunction or damage is due to a natural disaster (earthquake, storm or flood damage, etc.), fire, salt damage, abnormal voltage, etc.
4. Repair may not be possible depending on the degree of damage.

5. The Company shall have no liability for any damage or loss of income resulting from malfunction of the device.
 6. The Company shall not bear any responsibility for accidents resulting from use of the device while connected to unspecified devices.
 7. Requests for service calls to the owner's home, place of business, etc., are not accepted.
 8. This warranty is valid only in Japan.
- * This warranty guarantees repair free of charge during the period and under the conditions specified on the warranty card. Thus, this warranty does not limit the legal rights of the owner with respect to the issuer of the warranty card (the guarantor) or any other business person or enterprise.

■ Repair and Delivery Support Wide with Cloud

An after-sales service membership program on a monthly basis called "Repair and Delivery Support Wide with Cloud" is available so that you can use your au/UQ mobile device for a long time with peace of mind. This service expands coverage for many issues including malfunction, theft, and loss.

For monthly charges and details of the service, refer to the au/UQ mobile website.

- For au users:
<https://www.au.com/mobile/service/kosho-funshitsu-wide-cloud/> (Japanese)
 - For UQ mobile users:
<https://www.uqwimax.jp/mobile/plan/option/repair-wide-cloud/> (Japanese)
- * The content of service is subject to change without notice.

■ SIM card

Your SIM card has been lent to you by your carrier. In case of loss or damage, the card will be replaced at your expense. When a malfunction is suspected, or in case of theft or loss, refer to the contact information listed in this manual.

Specific Absorption Rate (SAR) Information for FCC

In the United States, the SAR limit for mobile phones used by the public is 1.6 watts/kilogram (W/kg) averaged over one gram of tissue. For body-worn operation, the phone has been tested when positioned a minimum of 5 mm from the body without any metal parts in the vicinity of the phone or when properly used with an appropriate accessory and worn on the body. For devices which include "Wi-Fi hotspot" functionality, SAR measurements for the device operating in Wi-Fi hotspot mode were taken using a separation distance of 5 mm. Use of third-party accessories may result in different SAR levels than those reported.

Radio-wave exposure and Specific Absorption Rate (SAR) information for Europe

This mobile phone model "Xperia 10 VII" has been designed to comply with applicable safety requirements for exposure to radio waves. These requirements are based on scientific guidelines that include safety margins designed to assure the safety of all persons, regardless of age or health. The radio-wave exposure guidelines employ a unit of measurement known as the Specific Absorption Rate, or SAR. Tests for SAR are conducted using standardized methods with the phone transmitting at its highest certified power level in all used frequency bands.

While there may be differences between the SAR levels of various phone models, they are all designed to meet the relevant guidelines for exposure to radio waves.

SAR data information for residents in countries/regions that have adopted the SAR limit recommended by the International Commission on Non-Ionizing Radiation Protection (ICNIRP), which is 2 W/kg averaged over ten (10) grams of tissue (for example, the European Union, Japan, Brazil, and New Zealand):

For body-worn operation, this phone has been tested with no separation from the body and meets RF exposure guidelines at this distance.

The highest SAR value for this model of phone when tested by Sony for use at the ear was 0.45 W/kg (10 g).

In the case where the phone is worn on the body, the highest tested SAR value was 0.60 W/kg (10 g).

FCC Statement for the USA

This device complies with Part 15 of the FCC rules. Operation is subject to the following two conditions:

- (1) This device may not cause harmful interference.
- (2) This device must accept any interference received, including interference that may cause undesired operation.

Any change or modification not expressly approved by Sony may void the user's authority to operate the equipment. This equipment has been tested and found to comply with the limits for a Class B digital device, pursuant to Part 15 of the FCC Rules. These limits are designed to provide reasonable protection against harmful interference in a residential installation. This equipment generates, uses and can radiate radio frequency energy and, if not installed and used in accordance with the instructions, may cause harmful interference to radio communications. However, there is no guarantee that interference will not occur in a particular installation.

If this equipment does cause harmful interference to radio or television reception, which can be determined by turning the equipment off and on, the user is encouraged to try to correct the interference by one or more of the following measures:

- Reorient or relocate the receiving antenna.
- Increase the separation between the equipment and receiver.
- Connect the equipment into an outlet on a circuit different from that to which the receiver is connected.
- Consult the dealer or an experienced radio/TV technician for help.

FCC ID

To view the regulatory compliance mark

- Find and tap Settings > About phone > Certificates.

A regulatory compliance mark such as an FCC ID is displayed on the screen.

<For au Users>

au Support

📱🌐 App/Website

■ My au app

You can check your monthly bills, data traffic, contract details, points, etc. easily. You can also perform various procedures or contact us smoothly.



URL

<http://kddi-l.jp/mFH> (Japanese)

■ au Support (web)

Provides various support information useful for solving issues.



🗨️ Chat

Consult with us anytime/anywhere simply by chat!

AI provides answers quickly at any time of the day, and our communicator guides you in detail.



<For UQ mobile Users>

UQ mobile Support

📱🌐 App/Website

■ My UQ mobile (app)

You can check your monthly bills, data traffic, contract details, points, etc. easily. You can also perform various procedures or contact us smoothly.



URL

<http://kddi-l.jp/FJ7> (Japanese)

■ UQ mobile Support (web)

Provides various support information useful for solving issues.



🗨️ Chat

Consult with us anytime/anywhere simply by chat!


AI provides answers quickly at any time of the day, and our communicator guides you in detail.



For problems with your phone:

Repair and Delivery Support Center (7 days a week/toll free)

For repair (Business hours: 9:00 to 20:00)

 **0120-925-919**



モバイル・リサイクル・ネットワーク
携帯電話・PHSのリサイクルにご協力も。

Unused telephones, batteries, and battery chargers are collected and recycled at stores bearing the ♻️ logo regardless of brand or manufacturer to protect the environment and reuse valuable resources.



やめましょう、
歩きスマホ。



キケン!
水ぬれ充電



あぶない!
電池への衝撃