

Be sure to read this manual before use

XPERIA 1V SOG10

Quick Start Guide

Packaged items

Before you start using the product, make sure that you have all these packaged items with the product.

Main unit



クイックスタートガイド (Quick Start Guide) (Japanese)



These items are not included in the package.

- microSD memory card
- Earphones
- AC adapter
- USB Type-C™ cable

Information

- Purchase a specified charger (sold separately).
- The battery is built into the product.
- Illustrations used in this manual are just images for explanations. They may be different from actual ones.

- Always update the software to the most recent one. For details on how to update the software, refer to “取扱説明書 詳細版 (Full instruction manual)” (Japanese).
- In this manual, “Xperia 1 V” is usually referred to as “the product” or “main unit”.
- In this manual, “Quick Start Guide” (this manual) and “取扱説明書 詳細版 (Full instruction manual)” (Japanese) are collectively referred to as “Instruction Manual”.
- In this manual, “microSD™ memory card (commercially available)”, “microSDHC™ memory card (commercially available)” and “microSDXC™ memory card (commercially available)” are abbreviated as “microSD memory card”.
- Company names and product names referred to in this manual are trademarks or registered trademarks of respective companies. The TM and ® marks may be omitted in this manual.

When using the product

Before you start using the product, make sure to read the “Safety Precautions” to ensure correct use.

Before you assume that the product is malfunctioning, refer to “故障とお考えになる前に (Check here first)” in “取扱説明書 詳細版 (Full Instruction Manual)” (Japanese).

Communication is not possible even inside of the service area in places where the signal does not reach (e.g. tunnels and basements). Also, communication is sometimes not possible in poor signal reception areas. Communication is sometimes interrupted if you move into poor signal reception area during communication.

Since the product uses radio waves, the possibility of communication intercepts by third parties cannot be eliminated. (Though 5G/LTE/WMAX 2+/GSM/LUMTS system has highly secure confidential communication features.)
For connecting to the emergency call acceptance organization, only VoLTE (LTE network) can be used.
Since the product is a radio station under the Radio Law, you may be asked to temporarily submit the product for inspection in accordance with the Radio Law.

The IMEI information of your mobile phone is automatically sent to your carrier for maintenance and monitoring operational status of your mobile phone.

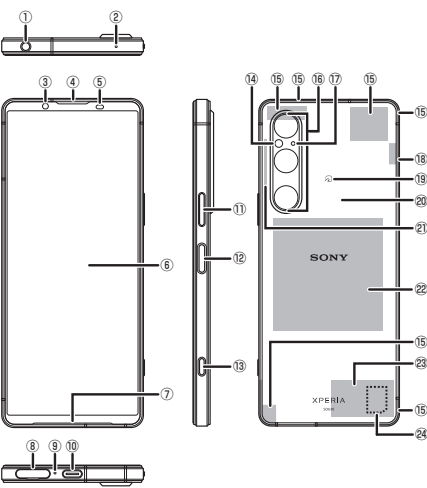
Before you start using the product overseas, check the relevant laws and regulations of the country/region you visit.
The Company is not liable for any damages or lost income arising from earthquakes, lightning, storms, floods or other natural disasters, as well as fires, actions by third parties, other accidents, intentional, mistaken, or incorrect use by the customer, or use under other unusual conditions outside the responsibility of the Company.

The Company is not liable for any incidental damages (change/disappearance of described content, loss of business income, disruption of business, etc.) arising from use of the product or inability to use the product.
The Company is not liable for any damages or lost income arising from failure to observe the described content of the “Instruction Manual”.

You cannot use information obtained from the measuring sensor or GPS equipped with the product for the purpose which requires high reliability, as the obtained information is just used for a guide. Note that the Company is not liable for any damage or lost income arising from the difference caused by measurement.

The Company is not liable for any damages or lost income arising, for example, from malfunction caused by combination with connected devices or software not related to the Company.

Names and functions of parts



- Headset jack
- Second microphone*1*2
- Front camera
- Earpiece/Speaker*1*2
- Proximity/Light sensor*2:
Switches the touch panel on and off to prevent from erroneous operation during a call/Auto-control for display brightness.
- Display (Touch panel)
- Speaker*1*2
- microSD memory card/SIM card slot
- Mouthpiece/Microphone*1*2
- USB Type-C port
- Volume key/Zoom key

- Power key/Fingerprint sensor
- Shutter key
- Flash/Photo light
- 5G/4G antenna*3
- Main camera
- Third microphone*1*2
- 4G antenna/Wi-Fi®/Bluetooth®/GPS antenna*3
- mark
- Back cover*4
- 5G antenna*3
- Wireless charging position
- Wi-Fi®/Bluetooth® antenna*3
- SIM card*5

- Do not jab with a sharp object such as a needle. Doing so may cause a malfunction.
- Note that covering these parts with stickers or fingers, etc. may hinder product performance.
- The antenna is built into the main unit. Covering around the antenna by your hand may affect the quality of call/communication.
- The back cover is not removable. Removing forcibly might cause damage or a malfunction. Also, battery is built into the main unit and not removable by customers.
- For details on handling SIM card, refer to “取扱説明書 詳細版 (Full instruction manual)” (Japanese).

Safety Precautions (Observe Strictly)

Before using this product, thoroughly read these safety precautions for proper use.

These “Safety Precautions” describe instructions that should be observed to prevent damage to property or injury to the customer or others using the product.

The following symbols indicate the different levels of injury or damage that may result if the guidelines are not observed and the product is used improperly.

	Danger	This symbol indicates that “death or serious injury*1 may directly and immediately result from improper use”.
	Warning	This symbol indicates that “death or serious injury*1 may result from improper use”.
	Caution	This symbol indicates that “minor injury*2 and/or property damage*3 may result from improper use”.

*1 Serious injury: This refers to loss of sight, injury, burns (high- and low temperature), electric shock, broken bones, injuries with residual aftereffects from poisoning etc., and injuries requiring hospital admission for treatment or long-term hospital attendance as an outpatient.

*2 Minor injury: This refers to injuries, burns (high- and low-temperature), electric shock, etc. that do not require hospital admission for treatment or long-term hospital attendance as an outpatient.

*3 Property damage: This refers to extended damage to buildings, furniture, livestock, pets, etc.

Explanation of graphic symbols

	Indicates an action that is not allowed.		Indicates that handling with wet hands is not allowed.
	Indicates that disassembly is not allowed.		Indicates compulsory actions in accordance with instructions.
	Indicates that use in a place where the product is likely to get wet or allowing the product to get wet is not allowed.		Indicates that the power plug must be disconnected from an outlet.

Precautions common to the main unit, internal battery, charging equipment, SIM card, peripheral devices

Danger Be sure to read the following hazards before use.

Do not use, store or leave the equipment in a location where it is subject to high temperature or accumulation of heat (e.g. by the fire, near a heater, under a kotatsu or bedding, in direct sunlight, in a car in the hot sun).

Doing so might cause fire, burns, injury, electric shock, etc.

Do not put the equipment in cooking appliances such as microwave ovens, IH cooking heaters, or high pressure containers such as pressure cookers. Do not place the equipment near such cooking appliances.

Doing so might cause fire, burns, injury, electric shock, etc.

Do not splash sand, soil or mud, or do not directly place the equipment on it. Also, do not touch the equipment with hands with sand etc. adhered.

Doing so might cause fire, burns, injury, electric shock, etc.

For waterproofness/dustproofness, refer to “Notes on waterproof and dustproof properties” (▶P.29).

Caution Be sure to read the following cautions before use.

When using the motion sensor, check the safety around you, hold the product firmly, and do not shake it unnecessarily.

Failure to do so might cause an accident such as injury.

If the display is damaged and when the internal substance etc. leaks out, do not allow it to contact your skin such as face and hands, clothes, etc.

Doing so might cause injury etc. on your eyes or skin. If the internal substance gets into your eyes, mouth, etc. or contacts your skin or clothes, immediately rinse with clean water.

In the case of getting into your eyes, mouth, etc., immediately consult a doctor after rinsing.

Do not discard the product together with other garbage.

Doing so might cause fire, burns, injury, etc. Also, it might cause environmental destruction. When the product is no longer used, dispose of it according to a recycling program of your local municipality.

If the substance leaks out from the internal battery, do not allow the fluid to contact with your skin of face, hands, clothes, etc.

Doing so might cause injury etc. on your eyes or skin. If the internal substance gets into your eyes, mouth, etc. or contacts your skin or clothes, immediately rinse with clean water.

In the case of getting into your eyes, mouth, etc., immediately consult a doctor after rinsing.

For using the product in a car, check with the automobile manufacturer or dealer for the effects by radio waves before using.

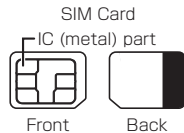
Depending on vehicle model, the radio waves from the product may affect the vehicle’s electronic equipment to malfunction. In that case, stop using the product immediately.

If any skin abnormality develops due to the use of the product, immediately stop using the product, and consult a doctor.

Depending on your physical constitution or health, itchiness, a rash, eczema, etc. might develop. See “Material list” (▶P.23) for materials used in each part of the product.

SIM card

Your phone number etc. is recorded in SIM card.

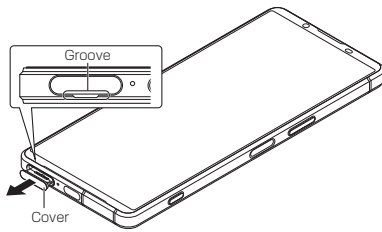


Attaching SIM card

Before attaching SIM card, make sure to turn off the product.

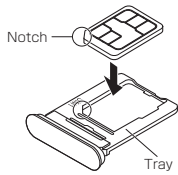
1 Remove the tray from the main unit

Put your fingertip (nail) into the groove of the microSD memory card/SIM card slot and draw the cover straight out.



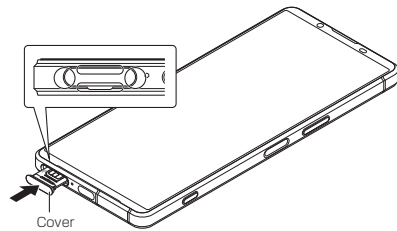
2 Set SIM card into the tray with the IC (metal) part facing up

Pay attention to the location of the notch. Surely set SIM card into the tray not to come off.



3 Keep the product horizontal and then push the tray in straight

Pay attention to the direction the tray is being pushed in. Firmly press where circled O, and check that there is no gap between the main unit and the microSD memory card/SIM card slot cover.



Do not charge the equipment when it is wet with liquids such as water (drinking water, sweat, seawater, urine of pet animals, etc.). Also, do not charge the equipment in a place where water comes in contact such as bathroom or near a humidifier.

Doing so might cause fire, burns, injury, electric shock, etc. For waterproofness, refer to “Notes on waterproof and dustproof properties” (▶P.29).

Do not subject the product to strong pressure or break the product. Especially when bringing the product putting in a pocket of clothes, do not let the product hit against surroundings or being put between the objects.

Doing so may cause fire, burns, injury, etc. due to damage of the internal battery. *The following are examples that you should be careful of:

- Sitting or squatting with the product put in a pocket of trousers or skirt
- Putting the product in a pocket of outer wear and catching them in a door or a door of car
- Stepping on the product on a soft object such as a sofa, bed or bedding, or on a floor
- Putting the product into a seat of train or bus

Do not disassemble or modify the equipment.

Doing so might cause fire, burns, injury, electric shock, etc.

Do not try to remove the internal battery from the product.

Doing so might cause fire, burns, injury, etc.

The back cover cannot be removed. Do not try to remove it from the product. Also, if the product is swollen due to the swollen battery, etc., do not try to remove the back cover or press it forcibly.

Doing so might cause fire, burns, injury, etc.

Do not let the equipment get wet with liquids such as water (drinking water, sweat, seawater, urine of pet animals, etc.).

Doing so might cause fire, burns, injury, electric shock, etc.

For waterproofness, refer to “Notes on waterproof and dustproof properties” (▶P.29).

Magnetic components are used in the product’s main camera (top right of display, top left on back), earpiece/speaker (top center of display), speaker (bottom left on back), and vibrator (top right on back); make sure no metal objects (cutter blade, staple, etc.) are attached to the product. Attached objects might cause injury, etc.

Do not leave the main unit in the reach of children or persons requiring supervision.

The product uses magnets. If swallowed, there is a risk of choking or serious harm to internal organs. If the magnet has been swallowed, immediately consult a doctor.

Do not bring the main unit near medical devices.

The product uses magnets; they may affect pacemakers, variable-pressure hydrocephalus shunts, and other medical devices. Do not bring the product near persons using these devices. If you use such a device, consult your doctor before using the product.

Watch the display in an adequately bright place taking a certain distance from it.

Watching in a dark place or closely might reduce visual acuity etc.

Charging equipment

Warning Be sure to read the following warnings before use.

Do not use the specified charging equipment (sold separately) or Wireless Charging Pad (sold separately) if the cable is damaged.

Doing so might cause fire, burns, electric shock, etc.

If you hear thunder, do not touch the specified charging equipment (sold separately) or Wireless Charging Pad (sold separately).

Doing so might cause fire, burns, electric shock, etc.

Do not short-circuit the charging terminal while it is connected to an outlet. Do not touch the charging terminal with your hands, fingers, or any part of your body.

Doing so might cause fire, burns, electric shock, etc.

Do not place heavy objects on a cable of the specified charging equipment (sold separately) or Wireless Charging Pad (sold separately), or do not apply unreasonable force to the cable such as pulling.

Doing so might cause fire, burns, electric shock, etc.

Turning the power on/off

Turning the power on

1 Press and hold Power key until the product vibrates

When the product is powered on, the lock screen appears. When “ようこそ (Welcome)” appears after the product is powered on, follow the onscreen instructions to set the initial settings. Swiping (flicking) the screen up displays the Home screen.

Turning the power off

1 Press Power key and the upper part of the volume key at the same time

[Power off]

Information

Restart the product in safe mode (start with almost default state), press Power key and the upper part of the volume key at the same time → Long-touch “Power off” → [OK].

Forcedly turning the power off

1 Press and hold Power key and the upper part of the volume key at the same time for 10 seconds or more, and release your fingers after the product vibrates three times consecutively

FCC ID

To view the regulatory compliance mark
In the Home screen, slide the screen up → [Settings] → [About phone] → [Certificates]
Regulatory compliance mark such as FCC ID is displayed on the screen.

Power off the product near electronic devices or equipment operating on high precision control or weak signals.

The radio waves from the product might interfere with the operation of electronic devices or equipment. * The following are some electronic devices or equipment that you should be careful of:

Hearing aids, implantable cardiac pacemaker, implantable cardioverter defibrillator, other electronic medical equipment, and other automatically controlled devices or equipment. If you use an implantable cardiac pacemaker, implantable cardioverter defibrillator, or other electronic medical equipment, check with the medical electronic equipment manufacturer or vendor whether the operation can be affected by radio waves.

If charging does not finish after specified time, stop charging.

Failure to do so might cause fire, burns, injury, etc. due to overcharge etc.

Always turn off the product before you enter a place where flammable gas may be present, or a place where dusts are generated. Stop charging the product if you are charging it.

Ignition of flammable gas might cause explosion, fire, etc.

Follow the instructions of a gas station or other such location before using the product there.

Do not charge the product at a gas station, etc.; in particular, do not use the product while filling. Ignition of flammable gas might cause explosion, fire, etc.

If you notice anything unusual about the equipment such as an unusual odor, abnormal noise, smoke generation, overheating, discoloration or deformation during operation, charging or storage, perform the following measures carefully.

Remove the power plug from an outlet
Turn off the power of the product

Failure to do so might cause fire, burns, injury, electric shock, etc.

Caution Be sure to read the following cautions before use.

Do not use damaged product or peripheral devices.

Doing so might cause fire, burns, injury, etc.

Use the adapter only on the specified power supply and voltage.

When charging the battery overseas, use AC adapter that can be used overseas (sold separately).

Using the incorrect power supply and voltage might cause fire, burns, electric shock, etc.

AC adapter (sold separately): 100V AC (Connect to the AC outlet for internal household use)

AC adapter (sold separately) that can be used overseas: 100V AC to 240V AC (Connect to the AC outlet for internal household use)

Clean dust from the power plug.

Using it with dust adhered might cause fire, burns, electric shock, etc.

Firmly insert the specified charging equipment (sold separately) into an outlet.

Insecure inserting might cause fire, burns, electric shock, etc.

When you disconnect a power plug of the specified charging equipment (sold separately) from an outlet, do not apply excessive force to it such as pulling the cable. Instead, hold the adapter main unit to disconnect.

Pulling the cable of the specified charging equipment (sold separately) might damage the cable causing fire, burns, electric shock, etc.

If you wear electronic medical equipment such as an implantable cardiac pacemaker or an implantable cardioverter defibrillator, consult a doctor for using the Wireless Charging Pad (sold separately) in advance.

The radio waves from the product might have harmful effects on the operation of the electronic medical equipment.

When plugging/unplugging the specified charging equipment (sold separately) into/from the product, plug/unplug it straight toward the product without applying excessive force such as pulling the cable.

Incorrect plugging/unplugging might cause fire, burns, injury, electric shock, etc.

If the charging terminal is deformed such as being bent, stop using immediately. Do not use it with the deformation restored.

Doing so might cause fire, burns, injury, etc. due to short-circuit of the charging terminal.

