

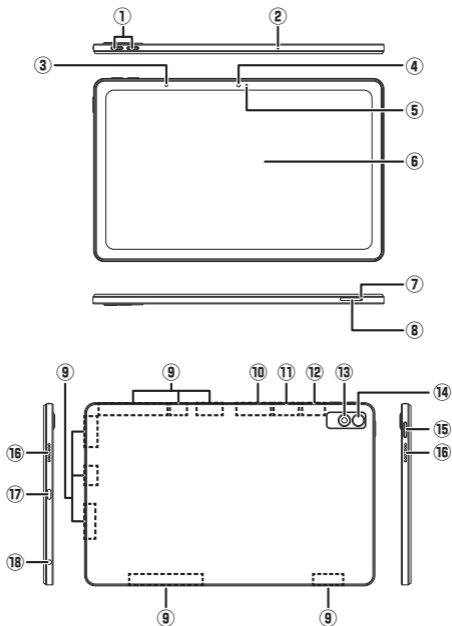
Lenovo Tab M10a 5G

LET02

Quick Start Guide

- The Lenovo Tab M10a 5G is referred to as "the tablet" in this manual.
- For details on notations used in this manual, see the "取扱説明書 詳細版 (Full Instruction Manual)" (Japanese).
- In this manual, "microSD™ memory card (commercially available)"/"microSDHC™ memory card (commercially available)"/"microSDXC™ memory card (commercially available)" are abbreviated as "SD Card".
- The names of the companies and products used in this manual are trademarks or registered trademarks of the respective companies. The TM and ® marks are sometimes abbreviated in this manual.

Parts & Functions



- ① Volume up/down key
- ② Mic
- ③ Brightness sensor*¹
- ④ Front camera
- ⑤ Charging Lamp
- ⑥ Display
- ⑦ SIM card/microSD memory card tray removal hole

- ⑧ SIM card/microSD memory card tray
- ⑨ 5G/4G antenna area*²
- ⑩ 4G antenna area*²
- ⑪ GPS antenna area*²
- ⑫ Bluetooth®/Wi-Fi® antenna area*²
- ⑬ Light
- ⑭ Main camera
- ⑮ Power key
- ⑯ Speaker
- ⑰ USB Type-C™ connection terminal
- ⑱ Headphone port

*1 Take care not to cover with stickers or fingers. Doing so will hinder performance.

*2 Antenna is built into the tablet. Covering antenna area with hand may affect transmission quality.



Note

- ⦿ The back cover is not removable. Trying to remove it may cause damage or malfunction. The battery is also built in and is not removable.

Installing the SIM Card

- Always power off the tablet before installing the SIM card.

1 Insert the tip of the card slot pin (complimentary sample) in the SIM card/microSD memory card tray removal hole straight

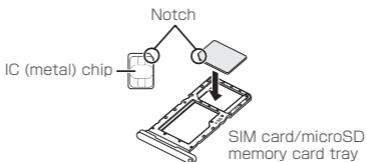
- The SIM card/microSD memory card tray ejects a little.
- Not inserting it straight may cause damage or malfunction.

2 Pull out the SIM card/microSD memory card tray straight

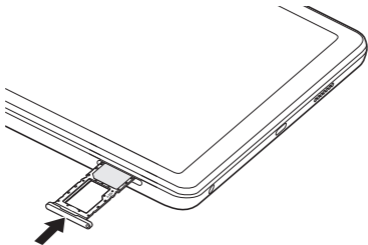


3 Set the SIM card into the SIM card/microSD memory card tray with its IC (metal) chip facing down

- Note the location of the notch.
- Make sure the SIM card is in the SIM card/microSD memory card tray securely.



- 4** Insert the SIM card/microSD memory card tray in the tablet firmly and horizontally all the way straight
- Ensure the SIM card/microSD memory card tray is closed securely and is not projecting.



Powering On/Off

Powering On

- 1** Press and hold the power key until the screen lights up
The lock screen appears.
- An initial settings wizard appears the first time the tablet is powered. For details, see the "取扱説明書 詳細版 (Full Instruction Manual)" (Japanese).

Powering Off

- 1** Press the power and volume up keys together
- 2** [Power off]
- 3** [Tap to power off]

Forcing the Tablet to Power Off

If the screen no longer responds or the tablet cannot be powered off, you can force the tablet to power off.

- 1** Press and hold the power and volume down keys together for at least 8 seconds

Packaged Items

- The tablet



- Card slot pin (complimentary sample)



- クイックスタートガイド (Quick Start Guide) (Japanese)

The following items are not packaged.

- microSD memory card
- Headphones
- SIM card
- AC adapter
- USB Type-C cable

Note

- Purchase the specified charging equipment (sold separately).
- The battery is built into the tablet.
- Graphics of packaged items and the tablet used in this manual are for illustrative purposes. They may differ from the actual product.

Using the Tablet

Before using the tablet, be sure to read the "Safety Precautions" in this manual to ensure proper use.

Before assuming there is a problem with the tablet, also check "故障とお考えになる前に" (Check Here First) in the "取扱説明書 詳細版 (Full Instruction Manual)" (Japanese).

- During communication, place the tablet distanced at least 2.8 cm away from you, and ensure no metal objects (parts) are between you and the tablet.
- Communication is not possible in a location where signals cannot reach (a tunnel, underground, etc.) even when inside the service area. Communication may also not be possible in a location with poor signal reception. Moving to a location with poor signal reception during communication may interrupt communication.
- Please be aware that because the tablet uses radio waves, it is possible for a third party to eavesdrop communication. (However, the 5G, LTE, and UMTS systems have high-level private/secret call

- features for communication.)
- The tablet is a radio station based on the Radio Law, and so may be subjected to inspection based on the Radio Law. In such case, you may be required to submit the tablet temporarily for inspection.
 - To allow "tablet maintenance" and "awareness of how the tablet is operating", IMEI information for your tablet is automatically sent to KDDI Corporation.
 - Be sure to check laws and other conditions of the country/region beforehand.
 - The company shall not be liable whatsoever for any damages or lost profits due to natural disaster such as earthquake, lightning, wind or flood or fire not the responsibility of the company, actions of a third party, any other accident, or from customer willfulness, neglect, misuse, or any other use under abnormal conditions.
 - The company shall not be liable whatsoever for any incidental damages arising from use or inability to use the tablet (alteration/loss of recorded content, loss of operating profit, interruption of business activity, etc.)
 - The company shall not be liable whatsoever for any damages or lost profits due to not observing the content described in any "取扱説明書 (instructions)".
 - Location and other information gained through the tablet's sensors and GPS is approximate and cannot be used for purposes where a high level of reliability is required. Be aware that the company shall not be liable whatsoever for any damages or lost profits that may occur from discrepancies in locating.
 - The company shall not be liable whatsoever for any damages or lost profits due to misoperation, etc. from any combination with devices or software with which the company is not affiliated.
 - Image data, downloaded data, etc. may be altered or lost through malfunction, repair, or other handling of the tablet, however, the company shall not be liable whatsoever for any damages or lost profits due to restoration of such data.
 - It is recommended that you back up important data to a computer hard disc. The company shall not be liable in the event that any saved information that is altered/lost, regardless of the cause of the malfunction or failure.
 - Contacts, images/photos, and other data saved on the tablet can be altered/lost through accident, malfunction/repair, or other handling. Be sure to keep a copy yourself of important information. Be aware that the company shall not be liable whatsoever for any damages or lost profits in the event that information is altered/lost.
 - Please also be aware that contents data saved on the tablet (regardless of if paid or non-paid) cannot be transferred when exchanging tablets due to malfunction repair.
 - The tablet uses liquid crystal in its display. Display response may be

slow in low-temperature conditions, but this is characteristic of liquid crystal and is not a malfunction. Response will return to normal with normal temperature.

- The display used in this tablet is manufactured with high precision technology, however, some pixels may not illuminate or may always be illuminated. Be aware that this is not a malfunction.
- It is recommended that you back up photo/video data and music data saved on the tablet to a computer, cloud service, etc. However, note that a copyright protection setting may prevent backing up of some types of data by the above procedure.
- Do not dispose of tablet together with ordinary trash. Please cooperate with collection of used tablets (including optional accessories) so as to protect the environment and make efficient use of resources.

* "The company" in this manual refers to the following entities.

Vendor: KDDI Corporation / Okinawa Cellular Telephone Company

Manufacturer:Lenovo PC HK Limited






Note

- ⦿ Copying and using content from instructions without permission, in its entirety or in part, is forbidden.
- ⦿ Content in instructions is subject to change without notice.
- ⦿ Some functions may be come unusable due to changes to the operating system, changes/discontinuation of service, etc.
- ⦿ While every effort is made in providing the content in instructions, contact us if anything is unusual or missing in the content.

Safety Precautions (Observe Strictly)

- Before using the tablet, thoroughly read these safety precautions for proper use. Keep them in a safe place after reading.
- Observe these precautions to avoid injury to self or others, or damage to property.
- These indications show degree of risk from improper use.







 DANGER	This indication denotes that death or serious injury ^{*1} may directly result from improper use.
 WARNING	This indication denotes that death or serious injury ^{*1} may result from improper use.
 CAUTION	This indication denotes that minor injury ^{*2} or damage to property ^{*3} may result from improper use.

*1 Serious injury: This refers to loss of sight, injury, burns (high- and low-temperature), electric shock, broken bones, poisoning, etc. with remaining aftereffects, and injuries requiring hospital admission or long-term hospital visitation.

*2 Minor injury: This refers to injuries, burns (high- and low-temperature), electric shock, etc. that do not require hospital admission or long-term hospital visitation.


*3 Damage to property: This refers to extended damage to buildings, furniture, livestock, pets, etc.

■ Explanation of Symbols Indicating Prohibited/Compulsory Actions


	Indicates an action that is not allowed.
	Indicates that disassembly is not allowed.
	Indicates that use in a place where the tablet is likely to get wet or allowing the tablet to get wet is not allowed.
	Indicates that handling with wet hands is not allowed.
	Indicates compulsory actions in accordance with instructions.
	Indicates that the power plug must be disconnected from an outlet.

■ Tablet, Internal Battery, Charging Equipment, SIM Card, Peripherals (Common)




 Do not use, store, or leave where heat reaches a high temperature or accumulates (e.g. near fire or heater, under/in a kotatsu or bedding, in direct sunlight, inside a car in the hot sun, etc.)

May cause fire, burns, injury, electric shock, etc.

 Do not put in or place nearby a cooking appliance such as a microwave oven or IH cooktop, or a high-pressure container such as a pressure cooker.

May cause fire, burns, injury, electric shock, etc.

 Do not get dirty with or place directly on sand, soil, or mud. Do not handle with dirty hands.

May cause fire, burns, injury, electric shock, etc.

For waterproofing and dustproofing ►P.28"Waterproofing/Dustproofing Precautions"



Do not charge if exposed to water or other liquid (beverage, sweat, seawater, pet urine, etc.).

Do not charge near water (in the bathroom, near a humidifier, etc.).

May cause fire, burns, injury, electric shock, etc.

For waterproofing and dustproofing ►P.28"Waterproofing/
Dustproofing Precautions"



Do not subject the tablet to excessive force or break it.

Especially when carrying it, do not hit it or press it between other objects.

Internal battery breakage may cause fire, burns, injury, etc.

* Examples of where to be careful

- The tablet becoming caught in a sliding door or vehicle door when in a totebag or ecobag
 - Stepping on the tablet when it is on something soft such as a sofa, bed, or bedding or when on the floor
 - The tablet becoming caught in a seat on a train or bus
-



Do not disassemble or modify.

May cause fire, burns, injury, electric shock, etc.



Do not try to remove the internal battery from the tablet.

May cause fire, burns, injury, etc.



The back cover on the tablet is not removable. Do not try to remove. Also do not try to remove the back cover or try to press it in if the tablet is bulging, such as if the internal battery is swollen.

May cause fire, burns, injury, etc.



Do not get wet with water or other liquid (beverage, sweat, seawater, pet urine, etc.).

May cause fire, burns, injury, electric shock, etc.

For waterproofing and dustproofing ►P.28"Waterproofing/
Dustproofing Precautions"



Do not allow water or other liquid (beverage, sweat, seawater, pet urine, etc.) to come into the charging terminal, USB Type-C connection terminal, or headphone port.

May cause fire, burns, injury, electric shock, etc.

For waterproofing and dustproofing ►P.28"Waterproofing/
Dustproofing Precautions"



Use optional accessories specified by the company.

Using unspecified accessories or those of unknown manufacture, origin, or specification may cause fire, burns, injury, electric shock, etc.



WARNING



Do not drop, step on, throw, or otherwise subject to strong force, impact, or vibration.

May cause fire, burns, injury, electric shock, etc.



Do not allow charging terminal, USB Type-C connection terminal or headphone port to contact conductive materials (anything metal, pencil lead, etc.), and do not allow dust to enter inside.

May cause fire, burns, injury, electric shock, etc.



Do not cover or wrap with bedding or other blanketing during use or while charging.

May cause fire, burns, etc.



When caring for the tablet, ensure that no disinfectant or water enters gaps, the charging terminal, USB Type-C connection terminal, mic, speaker, or headphone port.

Tablet breakage may cause injury, electric shock, etc.



Stop charging if charging does not complete within a prescribed charging time.

Overcharging may cause fire, burns, injury, etc.



Always power off the tablet or stop charging before entering anywhere flammable gas or dust may be generated.

Ignition of flammable gas, etc. may cause explosion, fire, etc.



For use at a gas station or similar location, follow the instructions of the facility.

Do not charge at a gas station or similar location.

If using at a gas station or similar location, be careful not to drop, and in particular, do not use while filling.

Ignition of flammable gas, etc. may cause explosion, fire, etc.



If there is abnormal odor/sound, smoke, overheating, discoloration, distortion, or other abnormalities during use, charging, or storage, do the following while exercising caution.

- Unplug the power plug from the outlet.
- Power off the tablet.

Not doing so may cause fire, burns, injury, electric shock, etc.



CAUTION



Do not use damaged equipment.

May cause fire, burns, injury, etc.



Do not place on an unstable surface (wobbling table, uneven surface, etc.). In particular, be careful when the tablet is set to vibrate.

The tablet may fall and cause injury, etc.



Do not use or store in a humid, dusty, or high-temperature place.

May cause fire, burns, electric shock, etc.

For waterproofing and dustproofing ►P.28 "Waterproofing/Dustproofing Precautions"



Do not allow children to use equipment in the wrong way. A guardian should provide instruction.

May cause accidental swallowing, injury, electric shock, etc.



Do not leave within an infant's reach or where pets have access.

In particular, be careful where small parts are stored, such as the SIM card/microSD memory card tray and card slot pin (complimentary sample).

May cause accidental swallowing, injury, electric shock, etc.



Use the tablet with caution, as it may become hot with continued use or while charging. Be careful not to have unintended, continued contact with equipment such as by falling asleep, etc.

While using apps, transmitting data, watching videos, or charging battery, the temperature of the product and specified charging equipment (sold separately) may become high. Continued contact with a high-temperature part may cause redness, itching, rash, or low-temperature burns depending on your physical condition. Be careful when going to bed.

■ Tablet

DANGER



Do not throw into a fire or apply heat.
May cause fire, burns, injury, etc.



Do not pierce with a sharp object (nail, etc.), hit with a hard object (hammer, etc.), step on, or otherwise subject to excessive force.
May cause fire, burns, injury, etc.



If a substance in the tablet gets in your eyes, mouth, etc., immediately rinse with clean water and promptly seek medical attention.
Substances in the tablet may cause loss of sight or other physical harm.

WARNING



Do not shine or flash the light close to other people's eyes. In particular, keep adequate distance from infants.
May harm sight. May temporarily blind or startle others, causing injury or other accident.



Do not shine or flash the light toward a driver of a car.
May hinder driving and cause an accident, etc.



Do not look at a repeatedly blinking screen for a long time.
May cause convulsions, loss of consciousness, etc.



Do not allow water or other liquid (beverage, sweat, seawater, pet urine, etc.), anything metal, or anything flammable in tablet SIM card/microSD memory card tray slot. In addition, set SIM card and microSD memory card into correct locations in correct orientations.

May cause fire, burns, injury, electric shock, etc.



Do not expose camera lens to direct sunlight, etc. for a long time.

Concentrated light may cause fire, burns, injury, etc.



Power off the tablet or place it in airplane mode before boarding an aircraft.

Use of the tablet on board an aircraft is restricted. Follow the instructions of the airline.

Radio waves may adversely affect an aircraft's electronic devices.

Prohibited use aboard an aircraft may be subject to penalty by law.



For use at a hospital, follow the instructions of the institution.

Power off the tablet where its use is prohibited.

Radio waves may affect operation of electronic equipment and electric medical devices.



Always keep the tablet away from your ears when notification ringtone is sounding loudly, waiting for a call, etc.

Adjust to an adequate volume when using earphones with microphone or similar accessory to play games or play back videos/music.

Even in standby, notification ringtone or alarm may ring suddenly.

Listening to loud sound continuously for a long time may cause hearing impairment or other difficulty.

In addition, not being able to hear surroundings may cause an accident.



Users with a heart condition should adjust notification vibration/ringtone volume as needed.

Tablet suddenly vibrating and ringing for a notification may startle and affect persons with heart conditions.



If wearing an electric medical device or similar apparatus, check with the manufacturer or vendor regarding any effect that radio waves may have on it.

Radio waves may adversely affect electric medical devices, etc.



Power off the tablet near electronic devices that use precision control or faint signals.

Radio waves may cause electronic devices to malfunction or may adversely affect their operation.

* Examples of devices to be careful with

Hearing aids, implanted cardiac pacemakers, implanted cardioverter defibrillators, other electric medical devices, and other automatically controlled devices or equipment. If you are using an implanted cardiac pacemaker, implanted cardioverter defibrillator, or other electric medical device, check with the manufacturer or vendor regarding any effect that radio waves may have on it.



If the display or main camera lens breaks, be careful with broken parts and exposed product parts.

Touching broken or exposed parts may cause burns, injury, electric shock, etc.



If the internal battery leaks or has an unusual smell, immediately cease using the tablet, and keep away from fire.

Leaking fluid may ignite, causing fire, rupture, etc.



Do not allow pets, etc. to bite the tablet.

Internal battery igniting, rupturing, overheating, or leaking may cause fire, burns, injury, etc.



CAUTION



Before using the motion sensor, ensure safety around you, hold the tablet firmly, and do not wave more than necessary.

Not doing so may cause injury or other accident.



If the display is broken, do not allow a leaking internal substance to come in contact with your skin (face, hands, etc.), clothes, etc.

May harm sight or skin.

If a substance in the tablet gets in your eyes, mouth, etc. or on your skin or clothes, immediately rinse with clean water.

If it gets in your eyes, mouth, etc., rinse and promptly seek medical attention.



Do not dispose of the tablet together with ordinary trash.

May cause fire, burns, injury, etc. May also adversely affect the environment. Follow municipal instructions for recycling your old tablet.



If a substance in internal battery leaks, do not let it get on your skin (face, hands, etc.) or clothes.

May harm sight or skin.

If a substance in the tablet gets in your eyes, mouth, etc. or on your skin or clothes, immediately rinse with clean water.

If it gets in your eyes, mouth, etc., rinse and promptly seek medical attention.



When removing SIM card, be careful not to scratch yourself (fingers, etc.) with point of card slot pin (complimentary sample).

The tip of the card slot pin (complimentary sample) may cause injury, etc.



Before using the tablet in a car, check with the car manufacturer or dealer regarding any effect that radio waves may have on it.

Tablet radio waves may affect the vehicle's electronic equipment in some car models. In such case, cease using the tablet.





If skin abnormalities develop while using the tablet, immediately cease using it and seek medical attention.

Continuing use may cause itching, rash, eczema, or other symptoms depending on your physical condition.

Details on materials used for equipment parts

▶P.21 "Material List"


 **Tablet speaker and vibrator areas use magnetic parts; check that nothing metal (cutter blades, staples, etc.) is adhering.**
Anything adhering may cause injury, etc.


 **View display in a well-lit place at an adequate distance.**
Viewing in a dark place or too closely may affect vision, etc.


■ Charging Equipment





 **Do not use the specified charging equipment (sold separately) if the cord is damaged.**
May cause fire, burns, electric shock, etc.


 **If thunder is audible, do not touch the specified charging equipment (sold separately).**
May cause electric shock, etc.

 **Do not short-circuit the charging terminal when it is connected to an outlet. Do not allow any part of yourself (hands, fingers, etc.) to come in contact with the charging terminal.**
May cause fire, burns, electric shock, etc.

 **Do not put anything heavy on the cord of the specified charging equipment (sold separately) or pull it forcefully.**
May cause fire, burns, electric shock, etc.

 **When plugging in/unplugging the specified charging equipment (sold separately), keep metal objects away.**
May cause fire, burns, electric shock, etc.

 **Do not use a voltage converter (travel converter for overseas use, etc.) when charging with the specified charging equipment (sold separately).**
May ignite, overheat, cause electric shock, etc.

 **Do not apply excessive force to where the tablet and the specified charging equipment (sold separately) are connected.**
May cause fire, burns, injury, electric shock, etc.



Do not touch the cord of the specified charging equipment (sold separately), charging terminal, or power plug with wet hands.

May cause fire, burns, electric shock, etc.



Always use the specified power supply and voltage. Also, use an AC adapter (sold separately) for overseas use when charging abroad.

Incorrect power supply and voltage may cause fire, burns, electric shock, etc.

AC adapter (sold separately): 100 V AC (household AC power outlet only)

AC adapter for overseas use (sold separately): 100 V to 240 V AC (household AC power outlet only)



Wipe off any dust on the power plug.

Using while dusty may cause fire, burns, electric shock, etc.



Insert the specified charging equipment (sold separately) in the outlet firmly.

Not doing so may cause fire, burns, electric shock, etc.



When unplugging the specified charging equipment (sold separately) from an outlet, grasp the adapter and do not pull the cord or otherwise subject it to excessive force.

Pulling the cord of the specified charging equipment (sold separately) may damage it and cause fire, burns, electric shock, etc.



Insert or remove the connector of the specified charging equipment (sold separately) into/from the tablet without bending or applying force such as pulling the cord.

Not doing so correctly may cause fire, burns, injury, electric shock, etc.



Cease use immediately if the charging terminal is bent or otherwise deformed. Also, do not repair the charging terminal to use the equipment.

Short-circuiting of the charging terminal may cause fire, burns, injury, electric shock, etc.



When not in use, unplug from outlet.

Leaving plugged in may cause fire, burns, electric shock, etc.



If splashed with water or other liquid (beverage, sweat, sea water, pet urine, etc.), immediately unplug from outlet.

Splashing can cause short-circuiting, causing fire, burns, electric shock, etc.



Before caring for equipment, unplug from outlet.

Not doing so may cause fire, burns, electric shock, etc.



CAUTION



Do not touch the specified charging equipment (sold separately) continuously when connected to an outlet.

May cause burns, etc.

■ SIM Card



CAUTION



Be careful not to scratch yourself (fingers, etc.) with the edges when handling the SIM card.

Edges may be sharp and cause injury.

■ Using the Tablet near Medical Devices and in Healthcare Facilities



WARNING



Persons with an implanted cardiac pacemaker, implanted cardioverter defibrillator, or other electric medical device should carry the tablet at least 15 cm away from the implant.

Radio waves may affect operation of electric medical devices.



When using an electric medical device (other than an implanted cardiac pacemaker/cardioverter defibrillator) outside medical facilities, check with the device manufacturer, etc. regarding any effect that radio waves may have on it.

Radio waves may affect operation of electric medical devices.



Disable tablet transmissions (e.g., airplane mode or power off tablet) when it is difficult to keep a distance of at least 15 cm away from others such as in a crowd.

Someone nearby may be wearing an electronic medical device such as an implanted cardiac pacemaker or an implanted cardioverter defibrillator. Radio waves may affect operation of electric medical devices.



Observe a medical facility's instructions when using the tablet.

Radio waves may affect operation of electric medical devices.

■ Card Slot Pin (complimentary sample)



WARNING



The tip of the card slot pin (complimentary sample) is pointed. Do not use it pointed at yourself or others.

May cause injury, loss of sight, etc.



CAUTION



Do not leave the card slot pin (complimentary sample) within an infant's reach or where pets have access.

They may swallow parts, or may cause injury, electric shock, etc.

Material List

■ Tablet

Parts	Material	Finishing
Volume up/down key, power key, outer case (side, top, bottom)	Plastic	Metallic coating
SIM card/microSD memory card tray (exterior)	Plastic	Metallic coating
SIM card/microSD memory card tray (rubber gasket)	TPU	—
SIM card/microSD memory card tray (frame for setting card)	Plastic + stainless steel	Molding
USB Type-C connection terminal	Copper	Gold plating
Display	Strengthened glass	Optical surface treatment / AF coating
Front cover (frame)	Plastic	Resin color / laser texturing
Main camera lens	Glass	Spin texture coating / optical surface treatment / AR & AF coating
Camera decorative panel	Aluminum	Sandblasting
Camera ring	Aluminum	High polishing
Light	Plastic	Optical surface treatment
Light ring	Aluminum	Anodizing
Back cover	PMMA + PC	Metallic coating / matte coating

■ Card Slot Pin (complimentary sample)

Parts	Material	Finishing
Card slot pin	Stainless steel	—

Handling Precautions

Observe the following to prevent malfunction and enjoy adequate performance. Be sure to read these precautions and ensure correct use.

■ Tablet, Internal Battery, Charging Equipment, SIM Card, Peripherals (Common)

- Do not subject the tablet to excessive force. Be careful not to put the tablet in a bag packed with many things or to put it at the bottom under heavy things. May cause damage to or malfunction of the display, internal board, etc.
May also cause damage to or malfunction of the connector while an external device is connected to the USB Type-C connection terminal. Such malfunction is not covered by warranty even if the tablet exterior appears undamaged.
- Always use with the SIM card/microSD memory card tray closed firmly.
No guarantee is provided for all conditions of usage. Do not allow water to enter the tablet or to splash on the specified charging equipment (sold separately). Do not open or close the SIM card/microSD memory card tray when in the rain or when wet. May allow water to enter the tablet and cause corrosion.
Tablet will not be covered by warranty if malfunction is determined to be due to such water exposure.
- Do not use the tablet in extremely high or low temperatures or in high humidity.
(Use within ambient temperatures of 0°C to 35°C and humidity of 35% to 85%.)
- Do not use where there is much dust or vibration. May cause malfunction.
- Clean the USB Type-C connection terminal with a dry cotton swab, etc. occasionally. Dust may cause contact failure. Do not press forcefully; may deform USB Type-C connection terminal.
- Wipe clean with a dry, soft cloth (for eyeglasses, etc.). Rubbing strongly with a dry cloth may scratch the display. Allowing moisture or smudges to remain on the display may leave blemishes. Wiping with alcohol, thinner, benzine, detergent, glass cleaner, etc. may remove exterior print or cause malfunction.
- Use near a landline phone, TV, or radio may cause interference.
Distance the tablet as much as possible.
- The tablet may become warm such as while charging, but is normal.
- Do not place near corrosive chemicals or where corrosive gases are generated. May cause malfunction.
- Do not use outside if thunder is audible. May cause you to be struck


- by lightning or electric shock.
- Always use the specified peripherals. Using unspecified peripherals may cause malfunction.
- Do not put in a cooking appliance such as a microwave oven or in a high-pressure container. May cause malfunction.
- Do not disassemble, modify, or repair the tablet. May cause malfunction. Modifying the tablet is a violation of the Radio Law and the Telecommunications Business Law.
- To prevent short-circuiting of the USB Type-C connection terminal, do not allow any part of yourself (fingers, etc.) or conductive objects (anything metal, pencil leads, etc.) to contact or enter the terminals. May cause malfunction.
- Do not expose to water or other liquids. Never use in a humid place such as a bath room or with wet hands. May short-circuit the tablet or corrode it and cause malfunction.
- Malfunction due to wetting or humidity is not covered by warranty and would require repair at cost.
- If the tablet becomes wet while charging, immediately unplug the power plug of the specified charging equipment (sold separately).
- Do not use while driving a vehicle, riding a motorcycle or bicycle, or walking. Use while driving a vehicle or riding a motorcycle is prohibited by law. Using tablet while riding a bicycle may also be punishable by law.
- Use or charging while in a bag or covered with bedding, etc. may cause malfunction.
- When using the specified charging equipment (sold separately), an external device, etc., insert or remove the connector in/from the terminal straight. Not doing so in the correct orientation may cause malfunction.
- Do not expose camera lens to direct sunlight, etc. for a long time. May cause malfunction.
- Do not use, store, or leave under direct sunlight (inside a car, etc.), in a place that reaches high temperatures, in a place that reaches extremely low temperatures, or where there is much humidity or dust. May cause malfunction.
- Do not place on an unstable surface (wobbling table, uneven surface, etc.). In particular, be careful when charging or when the tablet is set to vibrate. The tablet may fall and cause malfunction, etc.
- When charging the tablet, do not use it with the rated wattage exceeded on a power strip connected to an outlet or a wiring apparatus.

■ Tablet

- The tablet's battery is built in and is not customer-replaceable. For battery replacement, contact the customer service at the end of

this manual.

- Do not subject the display to strong shock such as pressing on it or hitting it forcefully. May scratch or damage it.
- To press on keys or the surface of the display forcefully with fingernails, sharp or hard objects, etc. May scratch or damage it.
- Never use the tablet if modified. Using a device if modified is a violation of the Radio Law and the Telecommunications Business Law.

The tablet has received certification of compliance with technical standards as a specific wireless device based on the Radio Law as well as compliance with technical standards as a device based on the Telecommunications Business Law, which can be verified by the "technical conformity mark  inside the tablet.

To check: Flick the home screen up → [Settings] → [System] → [Regulatory labels]

It is also displayed on the tablet's name plate sticker.

Removing tablet screws and modifying the tablet voids technical conformity certification. Using the tablet with its certification voided is a violation of the Radio Law and the Telecommunications Business Law. Never use with certification voided.

- Be careful not to bring magnetic stripe cards, speakers, TVs, or other magnetic devices near the tablet. May cause malfunction. A strong magnetic field may also cause the tablet to misoperate.
- Do not bring magnetic stripe cards nearby (cash machine cards, credit cards, prepaid cards, etc.). May erase recorded information.
- When storing in a bag, do not allow the display to come in contact with anything hard such as metal. May scratch or damage it.
- If using after moving suddenly from a cold place to a warm place, where there is much humidity, or in a place subject to sudden temperature change such as near an air conditioner vent, moisture may form inside the tablet (called condensation). Be careful when using the tablet under such conditions, which may cause corrosion and malfunction due to humidity.
- When the tablet is writing to or reading from a microSD memory card, do not subject the tablet to vibration/shock or power off the tablet. May cause data to be erased or may cause malfunction.
- Be careful not to cover the brightness sensor with your fingers or a sticker. May prevent the sensor from responding to the surrounding level of brightness and operating properly.
- Always use with the SIM card/microSD memory card tray closed. Use without closing the SIM card/microSD memory card tray may allow dust, water, etc. to enter and cause malfunction.
- Do not allow liquid, anything metal, or other foreign objects in the

SIM card/microSD memory card tray slot in the tablet. May cause malfunction.

- Do not drop, throw, step on, or otherwise subject to strong shock. May cause malfunction.
- Do not place directly on sand, etc. Sand may enter the speaker or mic and affect sound, or enter the tablet and cause malfunction.

■ Touchscreen

- The touchscreen is designed to be touched lightly. Do not press strongly with your fingers or with anything pointed (fingernails, ballpen, pin, etc.).

The touchscreen may not respond to touch operation in these situations. Note that misoperation may occur.

- Operation with gloves on
- Operation with fingernails
- Operation with an object on the touchscreen
- Operation with a protective sheet or sticker on the touchscreen
- Operation with water droplets or moisture on the display
- Operation with wet or sweaty fingers
- Operation while in water
- Adhering stickers or sheets (commercially available protective films and privacy blockers) on the display may prevent the touchscreen from operating properly.
- When carrying the tablet placed in a bag, be careful of anything conductive such as metal near the touchscreen, which may cause it to misoperate.

■ Internal Battery



(Tablet internal battery is a lithium-ion polymer battery.)

The internal battery is not completely charged at time of purchase. Charge the tablet before use. Also charge the tablet before use if it has not been used for a long time.

Li-ion00

- In extremely hot temperatures such as when left in a closed vehicle (car) during summer, or in a cold environment, the capacity of the internal battery drops and its useful time becomes shorter. The service life of the internal battery also becomes shorter. Use the tablet at normal temperature as much as possible.
- After charging, the internal battery discharges a little at a time even when the tablet is not in use. If not used for a long time, the internal battery may discharge completely. It is recommended to charge the tablet first.
- Depending on use, the internal battery may bulge near the end of its service life. This is characteristic of lithium-ion polymer batteries.

and is still safe to use.

- The internal battery is a consumable item. If tablet function deteriorates without any recovery, and operating time has shortened noticeably even after charging or the internal battery is bulging, the internal battery has reached the end of its service life. Stop using the tablet. Battery is built in. For replacement, contact the customer service at the end of this manual. Service life depends on conditions such as how the tablet is used.

■ Charging Equipment

- Do not wrap the power cord of the specified charging equipment (sold separately) around the adapter body. Do not forcefully bend the plug, connector, or power cord of the specified charging equipment (sold separately) where they are connected. Do not put anything heavy on the cord of adapter or charging equipment (sold separately) or pull it forcefully. May cause malfunction.
- When unplugging the specified charging equipment (sold separately) from an outlet, hold the power plug to unplug. Pulling the cable may damage it.

■ SIM Card

- Do not apply unnecessary force when removing or setting the SIM card. Do not use more force than necessary when inserting the SIM card/microSD memory card tray in your tablet.
- Customer is responsible for malfunction after having inserted the SIM card in an other-brand IC card reader/writer, etc.
- Do not place stickers on the SIM card.
- Do not insert the SIM card in the tablet while in a card adapter. May cause malfunction.
- Do not subject the SIM card to conditions that may damage it (using it in a high-temperature place, throwing it in a fire, allowing foreign objects to come in contact with its metal portion, subjecting it to shock, bending it or placing a load on it, wetting it, etc.). May cause data to be erased or may cause malfunction.

■ Card Slot Pin (complimentary sample)

- Do not apply excessive force. May cause malfunction or damage.
- Dispose of as separate waste according to local regulations.
- Do not use the card slot pin (complimentary sample) for any purpose other than described in this manual. May cause malfunction or damage.
- Do not use the card slot pin (complimentary sample) in any other mobile terminal. May cause malfunction or damage to the mobile terminal.
- Do not insert the card slot pin (complimentary sample) in any hole.

etc. other than the hole for ejecting the SIM card/microSD memory card tray. May cause malfunction or damage.

■ Camera Function

- Before taking pictures of special moments, take a few test pictures first to check that they are taken properly.
- Do not take pictures where doing so prohibited.

■ Copyrights/Portrait Rights

- Data that you photographed, audio recorded, downloaded over the Internet, etc. by using this product, and that is copyrighted by third parties, is prohibited in its entirety or part from reproduction, distribution, transmission over public lines, and transformation without consent of the copyright holders, unless intended for personal use or any other purpose permitted by law. Refrain from using or changing other's portraits or names without permission. Doing so may infringe on their right of portrait. Note that taking pictures or videos at demonstrations, performances, or exhibitions may be restricted even if only for personal use.
- When publishing taken photos of others to Internet websites, etc., take care with copyrights or portrait rights.

■ Create a Backup of Content Recorded in the Tablet

- Be sure to keep a copy of important information you yourself saved to the tablet or imported to the tablet from an external source. Recorded information in tablet memory may become erased or altered by unexpected causes such as static electricity or malfunction, or such as repair or mistaken operation.

Waterproofing/Dustproofing Precautions

The tablet is rated by the IP Code (JIS C 0920) to IPX3-equivalent^{*1} water resistance in daily use and IP5X-equivalent^{*2} dust resistance when the SIM card/microSD memory card tray is completely attached (Lenovo testing).

Be sure to read "Usage Precautions" first to ensure correct use. Using the tablet without observing the described precautions can allow water, sand, foreign matter, etc. to enter the tablet and cause overheating, ignition, electric shock, physical harm, or malfunction.

*1 IPX3: maintains functionality as a tablet after exposure to water spray from both directions in a range up to 60 degrees from vertical.

*2 IP5X equivalent: safely maintains tablet functionality after being agitated in a test device with 75 µm or smaller particles for 8 hours. (Entry of dust is not completely prevented.)

Operation is not guaranteed under all conditions. Tablet will not be covered by warranty if malfunction is deemed to be due to incorrect customer handling.

Usage Precautions

- Always use with the SIM card/microSD memory card tray closed firmly. Tablet is water resistant when it is closed completely.
- Never open or close the SIM card/microSD memory card tray when your hands or the tablet is wet.
- Do not immerse or splash the tablet with liquid other than tap water (sea water, pool water, hot spring water, water with soap, detergent, or bath salts, alcohol, soft drink, seasoning, etc.). Do not use where exposed to pet urine. If exposed, immediately rinse with tap water.
- Do not place directly on sand, etc. Sand may enter the speaker, etc. and affect sound, or enter the tablet and cause overheating or malfunction.
- Do not use in water.
- Do not use where water is used, in a bathing room, or in strong rain.
- Some moisture may be remaining after water is drained. Do not place next to items you do not want to get wet. Be aware that clothing or the inside of a bag can also become wet.
- The tablet is not designed to resist water pressure. Do not expose directly to strong water pressure or immerse in water for a long period.
- Do not wash with a washing machine or ultrasonic washer.
- Do not submerge in a bath tub. The tablet is not designed to be

heat resistant.

- Sudden change of temperature can cause condensation and malfunction. Let the tablet adjust to room temperature before bringing it from a cold location to a bath room or other warm location.
- Do not get wet with liquids other than normal-temperature water.
- The tablet does not float.

■ SIM Card/microSD Memory Card Tray

- Always use with the SIM card/microSD memory card tray closed firmly. Anything tiny (a single hair, etc.) caught in the contact surfaces may allow ingress of water.
- Do not open or close the SIM card/microSD memory card tray while wearing gloves, etc. Anything tiny (a single hair, etc.) caught in the contact surfaces may allow ingress of water. When closing the SIM card/microSD memory card tray, wipe away moisture, soiling, etc. with a dry, clean cloth.
- If the SIM card/microSD memory card tray has any deterioration/damage, it cannot maintain water resistance.

Closing the SIM card/microSD memory card tray

Insert the SIM card/microSD memory card tray in the tablet firmly and horizontally all the way straight.

For details, see "Installing the SIM Card", step **4** (▶P.4).

■ If the Tablet Has Gotten Wet

- If the tablet has gotten wet, drain water and wipe away moisture with a clean cloth. For details on draining water when wet, see the "取扱説明書 詳細版 (Full Instruction Manual)" (Japanese).
- In cold regions, the tablet may freeze if it has any water droplets on it. Using the tablet while frozen may cause malfunction. Do not leave wet.

■ Rubber Gasket

- The SIM card/microSD memory card tray gasket is crucial for continued tablet water and dust resistance. Do not scratch it or remove it.
- When closing the SIM card/microSD memory card tray, be careful not to pinch the rubber gasket. Trying to close the tray forcefully while the rubber gasket is pinched may scratch it and affect tablet water resistance. Anything tiny (a single hair, etc.) caught in the contact surfaces may allow ingress of water.
- Any liquid other than water (alcohol, etc.) on the gasket may affect its durability.
- Do not poke anything pointed in the gap in the SIM card/microSD memory card tray. May damage or deform the tablet, or scratch the

- rubber gasket, and allow ingress of water.
- It is recommended to replace parts necessary for water resistance every 2 years regardless of their condition. For parts replacement, inquire at your nearest au Style/au Shop.

■ Heat Resistance

- Do not immerse in or splash with hot water. Also, do not use in a sauna or expose to hot air from a dryer, etc. The tablet is not designed to be heat resistant.

■ Shock

- The tablet is not shock resistant. Do not drop or subject it to impact. Do not poke the speaker, etc. with anything pointed. May damage or deform the tablet, and allow ingress of water.

When Charging

Packaged items and optional accessories are not water resistant. Check the following when and after charging.

- Never charge the tablet while it is wet. May cause fire, burns, injury, electric shock, etc.
- Check that the tablet is not wet. If wet, drain water well, and wipe away moisture with a dry, clean cloth before charging.
- Do not touch the AC adapter (separately) with wet hands. May cause electric shock.
- Use the AC adapter (sold separately) where not exposed to water, and do not use where water is used (bath room, shower, kitchen, sink, etc.). May cause fire, burns, electric shock/malfunction, etc. Do not bring into a bath room, etc. also at times when not charging. May cause fire, burns, electric shock/malfunction, etc.

Bluetooth®/Wireless LAN (Wi-Fi®) Functions

- The tablet Bluetooth®/wireless LAN (Wi-Fi®) functions are certified as conforming with Japanese domestic standards and FCC regulations.
- Use of the Bluetooth®/wireless LAN (Wi-Fi®) functions is restricted in some countries/regions. Be sure to check laws and other conditions of the country/region.
- Many kinds of devices operate in the 2.4 GHz band used by wireless LAN (Wi-Fi®) and Bluetooth® devices. In some instances, other devices may affect communication speed and communication distance, and may disrupt communication.
- Do not use these functions where there is an electromagnetic field such as near electrical appliances or AV/OA devices.
- Magnetic fields may increase electrical noise or may affect communication (especially when using a microwave oven).
- These functions may interfere with reception if near a TV, radio, etc., or the TV screen may become unviewable.
- If multiple wireless LAN (Wi-Fi®) access points using the same channel are in proximity, the tablet may not detect access points correctly.
- Use of the tablet on board an aircraft is restricted. Follow the instructions of the airline.
- Communication speed as well as the distance over which communication is possible depends on the distance between devices, obstacles, and connected devices.

Cautions on Using the 2.4 GHz Band

The tablet Bluetooth® function/wireless LAN (Wi-Fi®) function use the 2.4 GHz band. This frequency band is used by household appliances such as microwave ovens and industrial, scientific, and medical equipment, other similar radio stations, (licensed) premises radio stations used to identify mobile units used in manufacturing lines, (unlicensed) specified low-power radio stations, and amateur radio stations (below, "other radio stations").

1. Before using the tablet, check that other radio stations are not in use nearby.
2. If interference should occur with other radio stations, immediately change tablet location or stop operation of the device (stop sending of device signal).
3. If unsure how to proceed, contact the customer service at the end of this manual.

Note

- Connection/operation has not been verified for the tablet with all Bluetooth®/wireless LAN (Wi-Fi®)-capable devices. Accordingly, connection/operation is not guaranteed with all Bluetooth®/wireless LAN (Wi-Fi®)-capable devices.
- The tablet is equipped with security features that are compliant with Bluetooth® and wireless LAN (Wi-Fi®) standard specifications for wireless communication. However, these may be inadequate depending on your environment of usage and settings. Be aware when using Bluetooth®/wireless LAN (Wi-Fi®) for data communication.
- A wireless LAN (Wi-Fi®) exchanges information using radio waves, and allows you to freely establish a LAN connection if you are within an area where radio waves reach. However, communication without appropriate security settings may allow communication to be intercepted by malicious parties. It is recommended to make security settings, and is at your discretion.
- The company shall not be liable for any data or information which may be leaked during communication via Bluetooth®/wireless LAN (Wi-Fi®).
- Since both Bluetooth® and wireless LAN (Wi-Fi®) use the same wireless frequency band, using them at the same time may cause interference between them, resulting in lower communication speed and network disconnection. If connection is being hindered, discontinue using either your Bluetooth® or wireless LAN (Wi-Fi®).

The tablet Bluetooth® function and wireless LAN (Wi-Fi®) function use frequencies in the 2.4 GHz band.

2.4FH8

2.4DS/OF4

- Bluetooth® function: 2.4FH8
The tablet uses the 2.4 GHz band. It uses FH-SS modulation, and has an expected maximum interference range of about 80 m.
- Wireless LAN (Wi-Fi®) function: 2.4DS/OF4
The tablet uses the 2.4 GHz band. It uses DS-SS and OFDM modulation. It has an expected maximum interference range of about 40 m.
- It utilizes the entire 2.4 GHz band with mobile device bandwidth differentiation.

Usable channels depend on the country.

Before using aboard an aircraft, check with the airline beforehand.

Cautions on Using the 5GHz Band

The tablet wireless LAN (Wi-Fi®) function uses the 5 GHz band. Using the 5.2/5.3 GHz bands outdoors is prohibited by the Radio Law (this does not apply to communication with access points/relay stations of high-output data communications systems operating in the 5.2 GHz band).

The tablet uses the following channels.

W52 (5.2 GHz band / 36, 40, 44, 48 ch)

W53 (5.3 GHz band / 52, 56, 60, 64 ch)

W56 (5.6 GHz band / 100, 104, 108, 112, 116, 120, 124, 128, 132, 136, 140, 144 ch)

IEEE802.11a/n/ac

~~W52~~ W52 W53 W56

Security Codes/PIN Codes

About Security Codes

To use the tablet, there are certain security codes that you are required to use.

These security codes are the following. These set security codes are required for operation and your subscription contract. Be careful not to forget the security codes.

Also be sure to change the initially set codes to your own codes before using the tablet.

■ Security Code

Initially set code	The arbitrary 4-digit number you indicated when applying for subscription
--------------------	---

About the PIN Code

■ PIN Code

To prevent unauthorized use of the SIM card, you can set the tablet to require entry of a PIN code each time the tablet is powered on. The PIN code must also be entered when setting whether to require its entry. Incorrectly entering the PIN code three consecutive times activates the PIN lock. If the tablet becomes PIN-locked, the Personal Unblocking Key (PUK) can be used to unlock it.

- At time of purchase, the PIN code is "1234", and entry is "unrequired". You can always change the PIN code to any 4- to 8-digit number, and entry is "required".
Also be sure to change the PIN code to your own code if entry is "required".
- The "PIN code" is not reset even when the tablet is initialized.

■ Personal Unblocking Key (PUK)

If the tablet becomes PIN-locked, the PUK can be entered to unlock it.

- The PUK is the predetermined 8-digit number indicated on the back of the plastic card your SIM card was adhered to at time of purchase.
<https://www.au.com/support/service/mobile/procedure/id/pin-code/>
(Japanese)
- After entering the PUK, set a new PIN code.
- If you have incorrectly entered the PUK code ten times consecutively, contact the customer service at the end of this manual.

Precautions regarding Data Communication Fees

- The tablet is designed to be always connected to the Internet, and so apps, etc. sometimes initiate data communication automatically. As a result, costly data communication fees may be incurred, and subscription to a flat-rate/bargain service plan is recommended.
- Browsing websites using the tablet, downloading using apps, etc., communication with apps, sending/receiving mail, and communication occurring when making settings are by Internet connection, and data communication is at cost.

About Apps

- When installing apps, be sure to check that they are safe, and then run them assuming all responsibility. Some apps affect other apps as well as entire tablet operation. There is a possibility of virus infection, data corruption, etc. as well as customer location information, usage history, and personal information saved in the tablet being sent from the tablet externally via the Internet.
- The company shall not be liable in the event of any trouble caused by apps the customer installed. In this instance, repair may be at cost even if within the warranty period.
- The company shall not be liable in the event of disadvantage suffered by the customer themselves or by a third party caused by apps the customer installed.
- The tablet may be unusable with some apps unless a microSD memory card is installed.
- Some apps prevent the tablet from entering sleep mode while active, or that are active in the background and accelerate battery consumption.
- Operation and screen display are subject to change without notice for apps that are preinstalled or that you install in the tablet, depending on version upgrades to apps. Operation may differ with operation as described in the "取扱説明書 詳細版 (Full Instruction Manual)" (Japanese) and the "Quick Start Guide" (this manual).

Setting App Permissions

When first activating apps/functions that access tablet functions and information, confirmation appears requesting that access permission be allowed.

If confirmation appears, check the display information, and tap [Allow] / [Don't allow], etc.

Ex.: Activating Sound Recorder

1 Flick the Home screen up → [Sound Recorder]

2 [Allow] / [Don't allow]



Note

- Not allowing permissions may prevent apps/functions from activating or restrict use of functions.
- To change permission settings, flick the Home screen up → [Settings] → [Apps] → [See all XX apps] → Tap the app to set → [Permissions] → Tap the permission to change → [Allow] / [Don't allow] etc.
- A description of the permission appears for some apps/functions. A confirmation window may appear several times, or the display may differ. Check the displayed information carefully and follow the onscreen prompts.
- Descriptions of confirmation screens may be abbreviated in the "取扱説明書 詳細版 (Full Instruction Manual)" (Japanese) and the "Quick Start Guide" (this manual).

Mind Your Tablet Manners

■ Do Not Use in These Locations!

- Do not listen to music or watch video while driving a vehicle or riding a motorcycle or bicycle. Use while driving a vehicle or riding a motorcycle is prohibited by law (use while riding a bicycle may also be punishable by law). Also while walking, be aware of traffic around you. Not being able to hear surroundings and paying attention only to the screen may cause an accident. Be especially cautious at train crossings, on train platforms, and at crosswalks.
- Use of the tablet on board an aircraft is restricted. Follow the instructions of the airline.

■ Also Be Considerate of Others Around You

- When at a movie theater, theatrical performance, museum, library, etc., either power off the tablet or use silent mode to prevent notification ringtones from disturbing others.
- When out and around, use the tablet where not a hindrance to passers-by.
- Viewing the screen while walking is extremely dangerous. Refrain from operating the tablet while walking or when stopping suddenly.
- When on a bullet train, in a hotel lobby, etc., move to a location that is not a hindrance.
- Do not use a loud voice when in a call.
- Be careful of sound from earphones when on a train, etc. and others are around.
- When taking photos with the camera, be sure to ask the permission of the person.
- When using the camera function, observe general manners.
- There may be someone nearby when it is crowded (such as a packed train) who is wearing a cardiac pacemaker. Switch the tablet to "Airplane mode" beforehand, or power off the tablet.
- Hospitals and other healthcare facilities individually prohibit usage or bringing of a tablet into a facility. Follow the instructions of the facility.

Updating Software

Update the tablet to the latest software to ensure optimal performance, enhance security, and obtain the latest expanded functionality.

■ Usage Cautions

- It is recommended that you back up data before the update.
- For details, see the "取扱説明書 詳細版 (Full Instruction Manual)" (Japanese).

Downloading and Updating Software

You can use the settings menu on the tablet to download update software directly over the Internet using a Wi-Fi® network and mobile data communication.

- 1** Flick the Home screen up → [Settings] → [System] → [System update] → [Check for update]

Continue by following the onscreen prompts.

After-Sales Service

■ To Request Repairs

Contact the Repair and Delivery Support Center to request repairs.

During the warranty period	Repairs are performed based on the company's terms of free repair.
Outside the warranty period	Where the tablet can be restored to use, repairs will be performed at cost upon request.

* The warranty period is for 1 year from the date the customer purchased the tablet new.



Note

- Memory contents may be erased through repair. Be sure to back up contents. Be aware that the company shall not be liable whatsoever for any damages or lost profits in the event that memory contents are altered/lost.
- Recycled components meeting our company quality standards are sometimes used in repairs.
- Your old tablet collected under the replacement mobile phone delivery service will be repaired and recycled as an exchange terminal. Components that were exchanged with after-servicing are collected and recycled by the company. These components cannot be returned to the customer.
- The tablet may no longer be covered by warranty or may be refused for repair if it has been processed, modified, analyzed (including software modification or analysis (including rooting, etc.), reverse-engineered, reverse-compiled, or reverse-assembled), or if it has been repaired other than at an authorized repair location designated by the company.
- The internal battery is a consumable, and not covered by warranty.
- Included tablet accessories and complimentary samples other than the main unit are not covered under a free-repair warranty.

■ Repair Parts

The company stocks repair parts for the tablet main unit and its peripherals for 4 years after end of production. Repair parts are parts

required for maintaining the performance of a product.

■ Terms of Free Repair

1. When applying for repairs, be sure to relay the serial number (IMEI number). The serial number (IMEI number) can be checked on the tablet main unit or on a sticker on its packaging box.
2. Repairs will be made free of charge within the warranty period for malfunction where the tablet has malfunctioned and has been used according to the cautions given in instructions.
3. In the following instances, the tablet might be repaired at cost even if within the warranty period. (Or, repair may not be possible in some instances.)
 - ① The tablet has not been used properly according to instructions.
 - ② Malfunction or damage due to inappropriate repair or modification.
 - ③ The tablet has been repaired other than at an authorized repair location designated by the company.
 - ④ Malfunction or damage due to negligence or accident during use or handling. Also if there are traces of being dropped, water exposure, moisture, etc.
 - ⑤ Malfunction or damage due to a natural disaster such as an earthquake, wind or flood, as well as to fire, salt damage, an abnormal power surge, etc.
4. The tablet may not be accepted for repairs depending on the condition of damage.
5. The company shall not be liable for any damages or lost profits arising from malfunction of the tablet device.
6. The company shall not be liable in the event an accident occurs where the tablet was used connected other than to a specified device.
7. Service calls are not made to perform repairs.
8. This warranty is valid only in Japan.

*This warranty is a promise of free repair within the indicated period and conditions. Accordingly, this warranty does not limit the customer's legal rights with regard to the warrantor or other cellular provider.

■ Repair and Delivery Support with Cloud

To ensure the customer can enjoy long-term, worry-free use of the au/UQ mobile terminal, "Repair and Delivery Support with Cloud" is available as an after-sales service system by membership on a monthly fee basis. This service expands the coverage for any trouble experienced such as malfunction, theft, and loss.

For details on monthly usage fees and service, see the au/UQ mobile website.

- au Subscribers
<https://www.au.com/mobile/service/kosho-funshitsu-cloud/>
(Japanese)
- UQ mobile Subscribers
<https://www.uqwimax.jp/mobile/plan/option/repair-cloud/>
(Japanese)

*Contents of service are subject to change without notice.

■ SIM Card

The SIM card is lent to you by the carrier you are subscribed with. It is replaced at cost in case of loss or if damaged. If it seems to be malfunctioning, or if stolen/lost, contact the customer service at the end of this manual.

SIM Card Unlock

The tablet is not SIM-locked.

Some services, functions, etc. may have restrictions when an other-carrier SIM card is used. The company does not guarantee operation whatsoever.

For details, see the au website.

<https://www.au.com/support/service/mobile/procedure/simcard/>
(Japanese)

Intellectual Property Rights

Trademarks

- The Bluetooth® wordmark and logo are registered trademarks held by Bluetooth SIG, Inc.
- Wi-Fi® is a registered trademark of Wi-Fi Alliance®.
- The microSD logo, microSDHC logo, and microSDXC logo are trademarks of SD-3C, LLC.



- USB Type-C™ is a trademark of USB Implementers Forum.
- Google, the Google logo, Android, Google Play, the Google Play logo, Gmail, Googleマップ, Google カレンダー, YouTube, and the YouTube logo are trademarks of Google LLC.

- Manufactured based on a license from Dolby Laboratories. Dolby, ドルビー, Dolby Atmos, and the double-D symbol are registered trademarks of Dolby Laboratories Licensing Corporation. Confidential unpublished works. Copyright 2012-2022 Dolby Laboratories. All rights reserved.
- QR code is a registered trademark of Denso Wave Inc.
- Facebook and the Facebook logo are trademarks or registered trademarks of Meta Platforms, Inc.
- The names of the companies and products used in this manual are trademarks or registered trademarks of the respective companies.

[To our customers]

Thank you for purchasing a Lenovo Tab M10a 5G. This is to update you on changes made to descriptions in the Lenovo Tab M10a 5G Quick Start Guide.

■ Changes in the 2nd Edition (as of October 2024)

- **Parts & Functions (Page 1)**

Before) USB Type-C[®] connection terminal

After) USB Type-C[™] connection terminal

- **Powering On/Off (Page 4)**

Before) Press and hold the power key for at least 1 second

After) Press the power and volume up keys together

- **Updating Software (Page 38)**

Before) • For an operating system update, a large amount of data communication occurs. It is recommended that you first connect to a Wi-Fi[®] network if a Wi-Fi[®] environment is available in your residence, etc. before updating software.

After) Delete

- **Intellectual Property Rights (Page 41)**

Before) • USB Type-C[®] is a registered trademark of USB Implementers Forum.

After) • USB Type-C[™] is a trademark of USB Implementers Forum.

<For au users>

au Support



App/Website

■ My au app

You can check your fee, points, and contract details and do various procedures.

* For povo users, check above with povo 2.0/povo 1.0 app.



For download



URL

<http://kddi-l.jp/mFH> (Japanese)

■ au Support (web)

Provides various support information useful for solving your problem.

URL

<http://kddi-l.jp/Gf9>
(Japanese)



Message

Consult us anytime/anywhere simply by chat!

AI answers you soon all day and our advisor guides you in detail.

URL

<http://kddi-l.jp/Bz6>
(Japanese)



Service for members of Repair and Delivery Support/Repair and Delivery Support with Cloud

Repair and Delivery Support Center (7 days a week/toll free)

From au mobile phones/UQ mobile phones/general subscriber phones

For repair or replacement cell phone delivery service
(Business hours: 9:00 - 20:00)



0120-925-919

<For UQ mobile users>

UQ mobile Support

App/Website

■ My UQ mobile (app)

You can check your remaining data, billing, and subscription of services.



For download



URL <http://kddi-l.jp/FJ7> (Japanese)

■ UQ mobile Support (web)

Provides various support information useful for solving your problem.

URL <http://kddi-l.jp/jQX>
(Japanese)



Chat

Consult us anytime/anywhere simply by chat!
AI answers you soon all day and our advisor guides you in detail.

URL <http://kddi-l.jp/j9z>
(Japanese)



満れた状態での充電は、
異常な発熱・焼損などの
原因となり大変危険です。



モバイルリサイクルネットワーク
携帯電話・PHSのリサイクルにご協力ください。

Cell phone and PHS operators collect and recycle unused telephones, batteries and battery chargers at stores bearing the ♻️ logo regardless of brand and manufacturer to protect the environment and reuse valuable resources.