

Be sure to read this manual before use

# TORQUE® G06

## Quick Start Guide

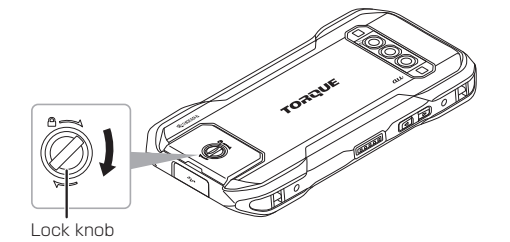
- In this manual, "TORQUE G06" is usually referred to as "the product" or "main unit".
- In this manual, "Quick Start Guide" (this manual) and "取扱説明書 (詳細版) (Full Instruction Manual)" (Japanese) are collectively referred to as "Instruction Manual".
- In this manual, "microSD™" memory card (commercially available), "microSDHC™" memory card (commercially available) and "microSDXC™" memory card (commercially available) are abbreviated as "microSD memory card" or "microSD".
- Company names and product names referred to in this manual are trademarks or registered trademarks of the respective companies. TM or ® may be omitted in this manual.

October 2023, 1st Edition  
Sold by: KDDI CORPORATION, OKINAWA CELLULAR TELEPHONE COMPANY  
Manufactured by: KYOCERA Corporation

### 4 Turn the Lock knob clockwise using a coin

Turn the Lock knob in the similar way as tightening a screw. The Lock knob has been tightened when it does not go more. Tightening the Lock knob forcibly may cause damage.

- \* The structure of the Lock knob is changed from that of TORQUE G03/G04/G5G so that the back cover can be fixed more tightly.



## Safety Precautions (Observe Strictly)

- Before using the product, thoroughly read this "Safety Precautions" for proper use. Please keep this manual carefully after reading it.
- These precautions describe instructions that should be observed to prevent injury to the customer and others, or damage to property using the product.

- Do not leave the product on unstable or sloping surfaces. Be careful especially when the product is set to vibrate. The product may fall and cause injuries.
- Do not use or store the product in humid or dusty places, or places that get hot. Doing so may cause fire, burns, or electric shock. For details on water/dust resistance, refer to the following. ▶P.43 "Notes on Water, Dust, Seawater, Shock Resistance, and Washing the Product"
- When children use the product, do not let them use incorrectly without instruction by an adult for proper use. Doing so may cause accidental swallow, injuries, or electric shock.
- Keep the equipment out of the reach of babies or infants, and store it where pets cannot touch it. Not doing so may cause accidental swallow, injuries, or electric shock.
- Be careful when using the product continuously for a long time or charging as it gets hot. Be careful of contacting with the product continuously by putting the product in a pocket of clothes or falling asleep etc. The product, battery pack, or specified charger (sold separately) may become hot when using applications, calling, doing data communication, watching videos continuously, or while charging. Depending on your physical predisposition and physical condition, contacting with a high temperature part continuously may cause skin redness, itching, rash, or low-temperature burns.

- 14 -

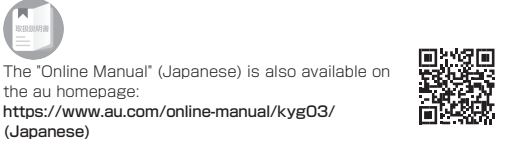
- Do not touch the battery pack with wet hands. Doing so may cause burns or electric shock.
  - Stop using the product immediately and move the battery pack away from fire if you notice unusual odor or leakage of fluids inside the battery pack. The battery fluid is flammable and could ignite, causing a fire, explosion, etc.
  - Prevent a pet from biting the battery pack. Not doing so may cause fire, burns, or injuries due to battery pack ignition, rupture, overhear, or leak.
- CAUTION

- If fluid, etc. leaks out from the battery pack, do not let the fluid contact with the skin on your face or hands or clothes. Doing so may cause eye or skin problems. If the internal matter comes into contact with your eyes, mouth, skin or clothes, immediately rinse the contacted area with clean water. Also, if it comes into contact with your eyes or mouth, seek medical treatment immediately after rinsing the contacted area.
  - Do not discard the old product together with regular trash. Doing so may cause fire, burns, or injuries. May damage the environment. After insulating the battery pack no longer needed with tapes, etc. on the connection terminal of the battery pack, and bring the battery pack to a sales outlet such as au Style/au shop. Alternatively, if your local municipality has a battery recycling program, dispose of it as provided for.

- 21 -

## Using the Online Manual (Japanese)

For detailed descriptions of various functions, refer to the "Online Manual" (Japanese) following the procedure below:  
Swipe up the Home screen → [取扱説明書 (Online Manual)]



## When Using the Product

- Before you start using the product, be sure to read "Safety Precautions" in this manual to ensure correct use.
- See also "Online Manual" (Japanese) or "取扱説明書 (詳細版) (Full Instruction Manual)" (Japanese) available on the au homepage. <https://www.au.com/online-manual/kyg03/> (Japanese) [https://www.au.com/support/service/mobile/guide/manual/\(Japanese\)](https://www.au.com/support/service/mobile/guide/manual/(Japanese))
- Communication is not possible even inside the service area in places where the signal does not reach (e.g. tunnels and basements). Also, communication may not be possible in poor reception areas. Communication may be interrupted if you move into poor reception areas during communications.
- Since this product uses radio waves, the possibility of communication intercepts by third parties cannot be eliminated through the 5G/LTE/WiMAX 2+/GSM/UMTS system has highly secure confidential communication features).
- Only VoLTE (LTE network) is used when connecting with emergency call receiving agencies within Japan.
- The product is compatible with au World Service. Each network service described in this manual varies depending on the area and service content.

## The signs below differentiate between the levels of danger that can occur if the product is not used within the specified guidelines.

	This sign denotes that 'death or serious injury' <sup>1</sup> may directly result from improper use <sup>2</sup> .
	This sign denotes that 'death or serious injury' <sup>1</sup> may result from improper use <sup>2</sup> .
	This sign denotes that 'minor injury' <sup>3</sup> or damage to property <sup>3</sup> may result from improper use <sup>2</sup> .

- \*1 Serious injury: This refers to loss of sight, injury, burns (high- and low-temperature), electric shock, broken bones, injuries with residual aftereffects from poisoning, etc., and injuries requiring hospital admission for treatment or long-term hospital attendance as an outpatient.
- \*2 Minor injury: This refers to injuries, burns (high- and low-temperature), electric shock, etc. that do not require hospital admission for treatment or long-term hospital attendance as an outpatient.
- \*3 Property damage: This refers to extended damage to buildings, furniture, livestock or pets.

## Main Unit

- DANGER

- Do not throw the main unit into fire or apply heat. Doing so may cause fire, burns, or injuries.
  - Do not apply excessive force such as sticking a sharp-edged tool (nail, etc.) into the product, hitting it with a hard tool (hammer, etc.), or stepping on it. Doing so may cause fire, burns, or injuries.
  - If the substance inside the main unit comes into contact with your eyes or mouth, immediately rinse the area with clean water, and then see a doctor right away. Not doing so may cause loss of sight or poor physical condition due to the influence of the substance, etc. inside the main unit.
- WARNING

- Do not lighten or flash the lighting part of the shooting light/light close to person's eye. Be especially careful to keep a sufficient distance from small children. Not doing so may cause vision disturbance. Also, it may cause an accident such as injuries due to dizziness or shocks.
  - Do not lighten or flash the shooting light/light to point at the eyes of someone driving a car, etc. Doing so may interfere with driving and cause an accident.

## Charger

- WARNING

- Do not use if the cord of the specified charger (sold separately) or wireless charger product (commercially available) is damaged. Doing so may cause fire, burns, or electric shock.
  - Do not touch the specified charger (sold separately) or wireless charger product (commercially available) if you hear thunder. Doing so may cause electric shock.
  - Do not short the charging terminal while it is connected to an outlet. Do not allow any part of your body such as your hands or fingers to come into contact with the charging terminal. Doing so may cause fire, burns, or electric shock.
  - Do not place heavy objects on the cord of the specified charger (sold separately) or wireless charger product (commercially available), or do not pull the cord with excessive force. Doing so may cause fire, burns, or electric shock.
  - When you plug/unplug the specified charger (sold separately) into/from the outlet, do not contact metal straps or other metal objects with the jack. Doing so may cause fire, burns, or electric shock.

- 22 -

- Data saved in the product, such as contacts, images and videos might be altered or lost by an accident, fault, repair or mishandling. Be sure to keep a copy of important contents. Note that the Company assumes no responsibility for any damages or lost income resulting from altered or lost contents.
- Note that content data (both charged or free of charge) saved on the product cannot be returned to the customer when the product is replaced for repair of a fault, for example.
- Although an afterimage may occur when a same screen has been displayed for a long time, it is not a malfunction. You are recommended to set the sleep time to a short one to avoid occurrence of afterimage and save the battery consumption.
- Although the display used on the product is made using high-precision technology, some pixels (dots) might be lit or out at all times. This is not a malfunction.
- It is recommended that you store separate copies of data such as still pictures/videos and music saved on the product on your PC or cloud services, etc. Note, however, that you may not be able to make copies of some copyrighted data even by the above-mentioned means.
- Do not discard the old product together with regular trash. Please cooperate in the collection of the product (including optional parts) when it is no longer needed to protect the environment and effectively use resources. Old products are collected at an au Style/au shop and other places.
- \* "The Company" as appears in this manual refers to the following companies:  
Sold by: KDDI CORPORATION, OKINAWA CELLULAR TELEPHONE COMPANY  
Manufactured by: KYOCERA Corporation

## Explanation of Graphic Symbols Used in This Manual

	Indicates an action that is not allowed.		Indicates that handling with wet hands is not allowed.
	Indicates that disassembly is not allowed.		Indicates an action based on instructions that must be done.
	Indicates that use in a place where the product is likely to get wet or allowing the product to get wet is not allowed.		Indicates that the power plug must be disconnected from the power outlet.

## Precautions Common to the Main Unit, Battery Pack, Charger, SIM Card, Peripheral Devices

- DANGER

- Do not use, store or leave the product in hot places (e.g. by the fire, near a heater, under a kotatsu or futon, in direct sunlight, in a car in the hot sun). Doing so may cause fire, burns, injuries, or electric shock.
  - Do not put the product into or near a heating cooking device such as a microwave oven or IH cooker, or high-pressure container such as a pressure cooker. Doing so may cause fire, burns, injuries, or electric shock.

- 2 -

- Do not watch a repeatedly flickering screen for a long time. Doing so may cause muscle spasms or loss of consciousness, etc.
- Do not allow water or other liquids (drinking water, perspiration, seawater, urine of pet animals, etc.), metal pieces, flammable material or foreign object into the SIM card/microSD card slot on the product. Do not mistake the place and direction of the SIM card or the microSD memory card. Doing so may cause fire, burns, injuries, or electric shock.
- Do not expose the camera lens to direct sunlight for an extended period. Doing so may cause fire, burns, or injuries by the light-collecting mechanism of the lens.
- When sounding the buzzer, do not sound it close to your ear. Doing so may cause hearing impairment or other difficulty.
- Turn off the product or set it to Airplane mode before going aboard an airplane. Since using the product on airplanes is restricted, follow the instructions given by the respective airlines. If any functions that power on the product automatically are activated, deactivate them. The product's signals may adversely affect on-board electronic equipment. If you commit a prohibited act while using the product on an airplane, you might be punished by law.
- Follow the instructions given by the respective medical institution regarding the use of the product in a hospital. Turn off the product in areas where the use of the product is prohibited. The product's signals may affect electronic equipment and electronic medical equipment.

- 2 -

- Do not connect the voltage converter (such as a travel converter for overseas travel) to the specified charger (sold separately). Doing so may cause ignition, overheating, or electric shock.
- Do not apply excessive force on the connection part with the specified charger (sold separately) connected to the product. Doing so may cause fire, burns, injuries, or electric shock.
- Do not charge anything that has gotten wet with water or other liquid (drinking water, perspiration, seawater, urine of pet animals, etc.) with a wireless charger product (commercially available). Do not use it near water, such as in a bathroom or near a humidifier. Doing so may cause fire, burns, injuries, or electric shock.
- Do not touch the cord, charging terminal or power plug of the specified charger (sold separately) or wireless charger product (commercially available) with wet hands. Doing so may cause fire, burns, or electric shock.
- Use the product at the specified power supply voltage. When charging the product overseas, use the specified charger (sold separately) for global use. Incorrect power supply voltage may cause fire, burns, or electric shock.  
AC adapter: 100 VAC (Connect to an AC outlet for internal household use)  
AC adapter for global use: 100 VAC to 240 VAC (Connect to an AC outlet for internal household use)

- 23 -

- Data saved in the product, such as contacts, images and videos might be altered or lost by an accident, fault, repair or mishandling. Be sure to keep a copy of important contents. Note that the Company assumes no responsibility for any damages or lost income resulting from altered or lost contents.
- Note that content data (both charged or free of charge) saved on the product cannot be returned to the customer when the product is replaced for repair of a fault, for example.
- Although an afterimage may occur when a same screen has been displayed for a long time, it is not a malfunction. You are recommended to set the sleep time to a short one to avoid occurrence of afterimage and save the battery consumption.
- Although the display used on the product is made using high-precision technology, some pixels (dots) might be lit or out at all times. This is not a malfunction.
- It is recommended that you store separate copies of data such as still pictures/videos and music saved on the product on your PC or cloud services, etc. Note, however, that you may not be able to make copies of some copyrighted data even by the above-mentioned means.
- Do not discard the old product together with regular trash. Please cooperate in the collection of the product (including optional parts) when it is no longer needed to protect the environment and effectively use resources. Old products are collected at an au Style/au shop and other places.
- \* "The Company" as appears in this manual refers to the following companies:  
Sold by: KDDI CORPORATION, OKINAWA CELLULAR TELEPHONE COMPANY  
Manufactured by: KYOCERA Corporation

- Do not put sand, dirt, or mud on the product or put it on them directly. Do not touch the product with hands to which sand or others adhere. Doing so may cause fire, burns, injuries, or electric shock. For details on water/dust resistance, refer to the following. ▶P.43 "Notes on Water, Dust, Seawater, Shock Resistance, and Washing the Product"
- Do not charge when the product is wet with water (drinking water, perspiration, seawater, urine of pet animals, etc.). Do not use it near water, such as in a bathroom or near a humidifier. Doing so may cause fire, burns, injuries, or electric shock. For details on water resistance, refer to the following. ▶P.43 "Notes on Water, Dust, Seawater, Shock Resistance, and Washing the Product"
- Do not subject the product to strong pressure or break the product. Especially when bringing the product putting in a pocket of clothes, do not let the product hit against surroundings or being put between the objects. Doing so may cause fire, burns, or injury due to battery damage.  
\* Examples to avoid:  
• Sitting or squatting with the product put in a pocket of trousers or skirt  
• Putting the product in a pocket of outer wear and catching it in a door or a door of car  
• Stepping on the product on a soft object such as a sofa, bed, or bedding, or on a floor  
• Putting the product into a seat of train or bus

- 2 -

- When using the handsfree call, ringtone is ringing loudly, or in the standby mode, be sure to keep the product off of the ears. Also, when playing games, video, or music with an earphone microphone connected to the product, adjust the volume to the proper level. When using the handsfree call, note that the speaker may emit loud sound. Ringtone or alarm sound can be heard even in the standby mode. Turning the sound on with the volume set too loud or using the product continuously for a long time may adversely affect your ears. Doing so may prevent surrounding sound from being heard, causing an accident.
- If you have a weak heart, be careful when setting the ringtone vibration and incoming volume. Sudden ringtone vibration and ringtone surprise you, and it may cause harmful effect on heart.
- To use electronic medical equipment, check with electronic medical equipment manufacturer or vendor to determine how devices are affected by radio waves before using. Radio waves may affect the performance of electronic medical equipment.
- When the display or camera lens is accidentally broken, be careful of broken parts or exposed internal parts of the product. Not doing so may cause burns, injuries, or electric shock with damaged parts or exposed parts.
- Prevent a pet from biting the product. Not doing so may cause fire, burns, or injuries due to battery ignition, rupture, overhear, or leak.

- 2 -

- Wipe off dust on the power plug. Not doing so may cause fire, burns, or electric shock.
- Fully plug the specified charger (sold separately) into the outlet. Not doing so may cause fire, burns, or electric shock.
- When you disconnect the power plug from an outlet, do not pull the cord of the specified charger (sold separately) with excessive force. Instead, grasp the adapter to disconnect. Pulling the cord of the specified charger (sold separately) may damage the cord and cause fires, burns, electric shock, etc.
- If wearing an implanted cardiac pacemaker, implanted defibrillator, or other medical electric devices, consult carefully with a doctor before using a wireless charger product (commercially available). Radio waves may affect the performance of electronic medical equipment.
- When plugging/unplugging the specified charger (sold separately) into/from the product, do not pull the cord with excessive force. Instead, plug/unplug it straightly toward the jack to connect. Not doing so may cause fire, burns, injuries, or electric shock.
- Stop using the charger immediately if you notice deformation of the charging terminal. Also, stop using the charger after recovering the original form of the terminal. Short-circuiting of the charging terminal may cause fire, burns, injuries, or electric shock.

- 24 -

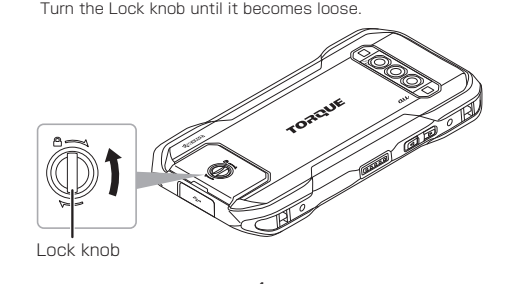
- memo

- Reproduction of the content of "Instruction Manual" in part or in whole is prohibited.
  - The content of "Instruction Manual" is subject to change without notice.
  - Due to the specification changes of the operating system or termination of the services, some features become unavailable.
  - Every effort has been made in the preparation of "Instruction Manual". Should you notice any unclear points, omissions, etc., feel free to contact us.

## Removing/Attaching the back cover

### Removing the back cover

- Turn the Lock knob counterclockwise using a coin



- Do not attempt to disassemble or modify the product. Doing so may cause fire, burns, injuries, or electric shock.
- Do not let the product get wet with water (drinking water, perspiration, seawater, urine of pet animals, etc.). Doing so may cause fire, burns, injuries, or electric shock. For details on water resistance, refer to the following. ▶P.43 "Notes on Water, Dust, Seawater, Shock Resistance, and Washing the Product"
- Do not put water (drinking water, perspiration, seawater, urine of pet animals, etc.) into the charging terminal or the external connection terminal. Doing so may cause fire, burns, injuries, or electric shock. For details on water resistance, refer to the following. ▶P.43 "Notes on Water, Dust, Seawater, Shock Resistance, and Washing the Product"
- Use the optional products specified by au. Not doing so or using those with unclear manufacturer, distributor, or specifications may cause fire, burns, injuries, or electric shock.

- WARNING

- Do not drop, trample, or throw the product or give a strong force or vibration to it. Doing so may cause fire, burns, injuries, or electric shock.
  - Do not allow conductive materials (metal pieces, pencil lead, etc.) to come in contact with the charging terminal or the external connection terminal, and do not allow dust to get inside. Doing so may cause fire, burns, injuries, or electric shock.

- 4 -

- CAUTION

- Do not swing the product around by holding a strap, etc. Doing so may cause an accident.
  - Before calibrating the Compass, check for safety around you, hold the product firmly, and do not wave the product more than necessary. Doing so may cause an accident.
  - If the display breaks and the fluid, etc. leaks out from inside, do not let the fluid contact with the skin on your face or hands or clothes. Doing so may cause eye or skin problems. If the internal matter comes into contact with your eyes, mouth, skin or clothes, immediately rinse the contacted area with clean water. Also, if it comes into contact with your eyes or mouth, seek medical treatment immediately after rinsing the contacted area.
  - Do not forcibly remove the back cover. This can damage the back cover and may cause injuries.
  - Be careful not to get your finger or a part of your body caught when attaching the back cover. Doing so may cause injuries.
  - Do not use the product without the back cover. Doing so may cause burns, injuries, or electric shock.
  - Loosen the Lock knob before removing the back cover.

- 4 -

- When the charger is not to be used for a long time, disconnect the power plug from the outlet. Leaving it plugged in may cause fires, burns, or electric shock, etc.
- Immediately remove the power plug from the outlet if water or other fluids (drinking water, perspiration, seawater, urine of pet animals, etc.) get on the adapter. Short-circuiting due to the fluid may cause fire, burns, or electric shock.
- Always remove the power plug from an outlet when cleaning the equipment. Not doing so may cause fire, burns, or electric shock.

- CAUTION

- Do not keep touching continuously the specified charger (sold separately) when it is connected to an outlet. Doing so may cause burns.

## SIM Card

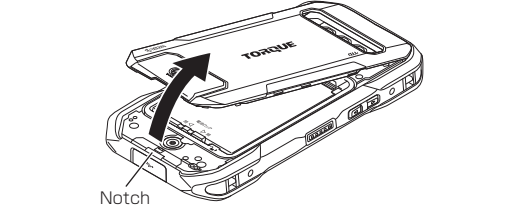
- CAUTION

- Be careful of the cut surface when handling the SIM card as it may damage a part of your body such as fingers, etc. The cut surface may cause injuries with adhered metal pieces.

- 25 -

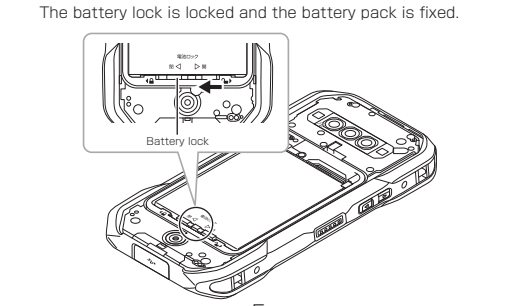
## 2 Remove the back cover on the back side of the product

Lift the back cover by the notch of the cover using fingertips (fingernail, etc.) in the direction of the arrow to remove.



## Attaching the back cover

- Slide the battery lock to the 閉 (close) direction if it is not locked



- Do not cover or wrap the product with bedding, etc. while using or charging the product. Doing so may cause fire or burns.
- Do not adhere anything metal (stickers, etc. containing metal) between a wireless charger product (commercially available) and the back of the product or the back cover. Doing so may cause fire, burns, or injuries.
- Do not place anything metal (straps, clips, etc. containing metal) between a wireless charger product (commercially available) and the back of the product. Doing so may cause fire, burns, or injuries.
- Before charging with a wireless charger product (commercially available), first remove any commercially available cover, etc. attached to the product. The material and thickness of the cover or any foreign matter such as dirt caught between the product and the cover may prevent normal charging and cause fire, burns, or injuries.
- Turn the product off near precision control and faint-signal electronic devices. Radio waves may cause malfunctioning or otherwise affect the electronic devices.  
\* Examples of electronic equipment to avoid:  
• a hearing aid, an implanted pacemaker, an implanted cardioverter-defibrillator, other electronic medical equipment, or other automatic control devices, etc. To use an implanted pacemaker, an implanted cardioverter-defibrillator, or other electronic medical equipment, check with electronic medical equipment manufacturer or vendor to determine how devices are affected by radio waves before using.

- 6 -

- To use the product in a car, check with automobile manufacturer or dealer to determine how vehicle devices are affected by radio waves before using. In rare cases, using the phone in some vehicle models can cause the vehicles electronic equipment to malfunction. In that case, stop using the product immediately.
- If you develop skin problems, stop using the product immediately, and see a doctor. Itching, rashes, eczema, etc. sometimes occurs depending on your physical constitution and condition. For material of each part ▶P.27 "Material List"
- Make sure that there are no adhered metal pieces (cutter blade, staples, etc.) as the speaker or camera part of this product generates magnetism. Not doing so may cause injuries with adhered metal pieces.
- Use the product in a well-lighted area and put some distance between you and the display when watching the display. Using the product in dark places or near eyes may affect your vision.

## Battery Pack

- DANGER

- Do not allow metal fragments (necklace, hairpin) or conductive materials to come into contact with the battery pack. Do not bring or store the battery pack either with these materials. Doing so may cause fire, burns, or injuries.

- 6 -

## Use near Medical Instruments and Inside Medical Facilities

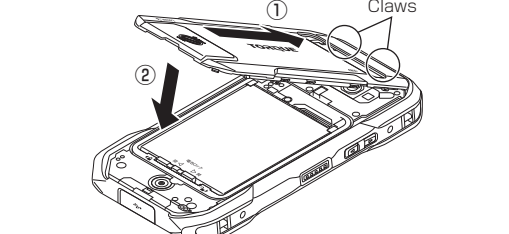
- WARNING

- Wearers of medical equipment such as implanted pacemakers or defibrillators must carry and use the product at least 15 cm away from the implanted device. Radio waves may affect the performance of electronic medical equipment.
  - When using electronic medical devices as home medical treatment other than an implanted pacemaker and an implanted cardioverter-defibrillator outside medical facilities, check individually with the manufacturer of the electronic medical equipment regarding the influence of radio waves. Radio waves may affect the performance of electronic medical equipment.
  - Make sure that the product will not emit any signals (turn off power, put it in Airplane mode, etc.) if within 15 cm of those around you, such as where crowded and you cannot move freely. There may be people with an implanted pacemaker or an implanted cardioverter-defibrillator nearby. Radio waves may affect the performance of electronic medical equipment.
  - When using the product in medical facilities, be sure to observe the regulations of the facility. Radio waves may affect the performance of electronic medical equipment.

- 26 -

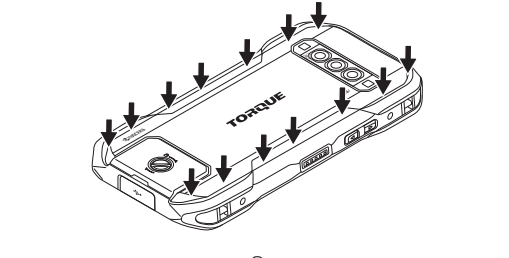
## 2 Attach the back cover

Insert the two claws on the back cover into the notches (①), and then push the back cover to fit it (②).



- Press the back cover where shown by the arrows making sure the cover is pressed down completely around

The back cover can be closed only when the battery lock is locked.



- If charging is not completed after the specified charging time, stop charging. Overcharging may cause fire, burns, or injuries.
- Make sure to turn off or stop charging the product before you get close to places where a flammable gas or dust can be generated. Using the product in places where a flammable gas can be generated may cause an explosion or fire.
- Follow the instructions given by the respective institution regarding the use of the product in a gas station. Do not charge the product in a gas station. Be careful not to drop the product in a place like a gas station, especially when you put gas into a vehicle. Using the product in places where a flammable gas can be generated may cause an explosion or fire.
- Perform the following operations carefully while using, charging, or keeping the product if there are odors, noise, smoke, overheating, discoloring, deformation, or other abnormalities.  
• Remove the power plug from the wall outlet.  
• Turn the product off.  
• Remove the battery pack from the product. Not doing so may cause fires, burns, bodily injury, or electric shock, etc.

## CAUTION

- Do not use the damaged product. Doing so may cause cause fire, burns, or injuries.

- 6 -

- Do not forcibly install the battery pack when attaching the battery pack. Do not forcibly remove the battery pack when removing the battery pack. Doing so may cause fire, burns, or injuries.
- Do not apply excessive force such as sticking a sharp-edged tool (nail, etc.) into the product, hitting it with a hard tool (hammer, etc.), or stepping on it. Doing so may cause fire, burns, or injuries.
- Check the orientation of the battery pack when installing the battery pack into the product. Not doing so may cause fire, burns, or injuries due to battery pack ignition, rupture, overhear, or leak. For details on installing the battery pack, refer to "取扱説明書 (詳細版) (Full Instruction Manual)" (Japanese).
- If the substance inside the battery pack comes into contact with your eyes or mouth, immediately rinse the area with clean water, and then see a doctor right away. Not doing so may cause loss of sight or poor physical condition due to the influence of the substance, etc. inside the battery pack.

## WARNING

- Do not use the product if there are odors, overheating, discoloring, deformation, or other abnormalities. Doing so may cause fire, burns, or injuries.

- 27 -

## Material List

■ TORQUE G06 Main Unit			
Part	Material	Surface Treatment	
Exterior case (display side)	PA resin	—	
Exterior case (top/bottom/bump protector, side panel), back cover	PC resin	UV-cured acrylic coating	
Back cover (peripheral part of Lock knob, side part), USB cover, Body camera button	PC resin	—	
Volume up/down button, Direct button	PC resin/TPU	—	
Power button	Epoxy resin	UV-cured acrylic coating	
Exterior case (top/bottom bump protectors)	TPU	—	
Display	Chemically strengthened glass	—	
Wide-angle camera lens, out-camera lens, macro-camera lens	Chemically strengthened glass	Antifouling	
Exterior panel (mobile light)	PMMA resin	—	
Camera button	Aluminum	Anodizing	
Case screws	SWCH	Baking finish	
Lock knob	Brass	Ni-plated coating	
SIM card/microSD memory card tray	POM resin	—	

- 27 -







## Export Administration Regulations

This product and its accessories may be subject to the Japan Export Administration Regulations ("Foreign Exchange and Foreign Trade Law" and its related laws), in addition, U.S. Re-export Regulations (Export Administration Regulations and the related laws and regulations) may apply to this product and its accessories. To export and re-export this product and its accessories take the required measures on your responsibility and at your expenses. For details on the procedures, contact the Ministry of Economy, Trade and Industry, the U.S. Department of Commerce.

## Intellectual Property Rights

### Trademarks

Company names and product names referred to in this manual are trademarks or registered trademarks of the respective companies.



Google, Android, Google Play, YouTube, and other marks are trademarks of Google LLC.

QR code is a registered trademark of DENSO WAVE INCORPORATED.


microSD, microSDHC and microSDXC logos are trademarks of SD-3C, LLC.

Bluetooth® and logo are registered trademarks owned by the Bluetooth SIG, Inc., and KYOCERA Corporation is licensed to use those trademarks.

WiMAX is a trademark of WiMAX Forum.

Wi-Fi®, WPA™, WPA2™, WPA3™, Wi-Fi CERTIFIED logo, Wi-Fi Direct®, and Miracast® are registered trademarks of Wi-Fi Alliance. Wi-Fi CERTIFIED™ is a trademark of Wi-Fi Alliance.

"Qi (chi)" and the qi symbol are trademarks of the Wireless Power Consortium (WPC).

FeliCa is a contactless IC card technology developed by Sony Corporation. FeliCa is a registered trademark of Sony Corporation.  is a registered trademark of FeliCa Networks, Inc.

THIS PRODUCT IS LICENSED UNDER THE MPEG-4 VISUAL PATENT PORTFOLIO LICENSE FOR THE PERSONAL AND NON-COMMERCIAL USE OF A CONSUMER FOR (i) ENCODING VIDEO IN COMPLIANCE WITH THE MPEG-4 VISUAL STANDARD ("MPEG-4 VIDEO") AND/OR (ii) DECODING MPEG-4 VIDEO THAT WAS ENCODED BY A CONSUMER ENGAGED IN A PERSONAL AND NONCOMMERCIAL ACTIVITY AND/OR WAS OBTAINED FROM A VIDEO PROVIDER LICENSED BY MPEG LA TO PROVIDE MPEG-4 VIDEO. NO LICENSE IS GRANTED OR SHALL BE IMPLIED FOR ANY OTHER USE. ADDITIONAL INFORMATION INCLUDING THAT RELATING TO PROMOTIONAL, INTERNAL AND COMMERCIAL USES AND LICENSING MAY BE OBTAINED FROM MPEG LA, LLC. SEE HTTP://WWW.MPEGLA.COM.

THIS PRODUCT IS LICENSED UNDER THE AVC PATENT PORTFOLIO LICENSE FOR THE PERSONAL USE OF A CONSUMER OR OTHER USES IN WHICH IT DOES NOT RECEIVE REMUNERATION TO (i) ENCODE VIDEO IN COMPLIANCE WITH THE AVC STANDARD ("AVC VIDEO") AND/OR (ii) DECODE AVC VIDEO THAT WAS ENCODED BY A CONSUMER ENGAGED IN A PERSONAL ACTIVITY AND/OR WAS OBTAINED FROM A VIDEO PROVIDER LICENSED TO PROVIDE AVC VIDEO. NO LICENSE IS GRANTED OR SHALL BE IMPLIED FOR ANY OTHER USE. ADDITIONAL INFORMATION MAY BE OBTAINED FROM MPEG LA, LLC. SEE HTTP://WWW.MPEGLA.COM.

- (1) ACCESS, the ACCESS logo, and NetFront are registered trademarks or trademarks of ACCESS CO., LTD. in the United States, Japan and/or other countries.
- (2) This software is based in part on the work of the Independent JPEG Group.

"デイルーステップ", "TORQUE", "HYBRID SHIELD", "HYBRID SHIELD (logo)", "フエットタッチ", "グローブタッチ", "ACTION OVERLAY", and "みんスピ" are registered trademarks of KYOCERA Corporation.

"Morpho Rapid Effect", the image effect technology, is a product of Morpho, Inc. "Morpho Rapid Effect" is a trademark of Morpho, Inc. USB Type-C™ is a trademark of USB Implementers Forum.

All other company names and product names in this manual are trademarks or registered trademarks of respective companies.

## License

### ■ OpenSSL License

[OpenSSL License]

Copyright © 1998-2011 The OpenSSL Project. All rights reserved.

This product includes software developed by the OpenSSL Project for use in the OpenSSL Toolkit. (<http://www.openssl.org/>)

THIS SOFTWARE IS PROVIDED BY THE OpenSSL PROJECT "AS IS" AND ANY EXPRESSED OR IMPLIED WARRANTIES, INCLUDING, BUT NOT LIMITED TO, THE IMPLIED WARRANTIES OF MERCHANTABILITY AND FITNESS FOR A PARTICULAR PURPOSE ARE DISCLAIMED. IN NO EVENT SHALL THE OpenSSL PROJECT OR ITS CONTRIBUTORS BE LIABLE FOR ANY DIRECT, INDIRECT, INCIDENTAL, SPECIAL, EXEMPLARY, OR CONSEQUENTIAL DAMAGES (INCLUDING, BUT NOT LIMITED TO, PROCUREMENT OF SUBSTITUTE GOODS OR SERVICES; LOSS OF USE, DATA, OR PROFITS; OR BUSINESS INTERRUPTION) HOWEVER CAUSED AND ON ANY THEORY OF LIABILITY, WHETHER IN CONTRACT, STRICT LIABILITY, OR TORT (INCLUDING NEGLIGENCE OR OTHERWISE) ARISING IN ANY WAY OUT OF THE USE OF THIS SOFTWARE, EVEN IF ADVISED OF THE POSSIBILITY OF SUCH DAMAGE.

[Original SSLeay License]

Copyright © 1995-1998 Eric Young ([eyay@cryptsoft.com](mailto:eyay@cryptsoft.com)) All rights reserved.

This product includes cryptographic software written by Eric Young ([eyay@cryptsoft.com](mailto:eyay@cryptsoft.com))

THIS SOFTWARE IS PROVIDED BY ERIC YOUNG "AS IS" AND ANY EXPRESS OR IMPLIED WARRANTIES, INCLUDING, BUT NOT LIMITED TO, THE IMPLIED WARRANTIES OF MERCHANTABILITY AND FITNESS FOR A PARTICULAR PURPOSE ARE DISCLAIMED. IN NO EVENT SHALL THE AUTHOR OR CONTRIBUTORS BE LIABLE FOR ANY DIRECT, INDIRECT, INCIDENTAL, SPECIAL, EXEMPLARY, OR CONSEQUENTIAL DAMAGES (INCLUDING, BUT NOT LIMITED TO, PROCUREMENT OF SUBSTITUTE GOODS OR SERVICES; LOSS OF USE, DATA, OR PROFITS; OR BUSINESS INTERRUPTION) HOWEVER CAUSED AND ON ANY THEORY OF LIABILITY, WHETHER IN CONTRACT, STRICT LIABILITY, OR TORT (INCLUDING NEGLIGENCE OR OTHERWISE) ARISING IN ANY WAY OUT OF THE USE OF THIS SOFTWARE, EVEN IF ADVISED OF THE POSSIBILITY OF SUCH DAMAGE.

Users of the product are authorized to use software installed into the product described in this instruction manual. Pay attention to the following points when using the software.

- (a) The software installed on this product or part of it may not be altered, delivered, modified, analyzed, reverse-engineered, derived, and any such actions are prohibited.
- (b) Illegally importing the software or a part of it is prohibited.
- (c) This Software is provided without implied warranties of merchantability, fitness for a particular purpose and noninfringement of third party rights.

Note that the existing license agreement takes priority for usage of GNU General Public License (GPL), GNU Library/Lesser General Public License (LGPL) included in software, software based on other open source software license and software that KYOCERA Corporation is licensed. For information on the Open source software, refer to "Open source software" as follows.

### ■ Open Source Software

Note that the existing license agreement takes priority for usage of GNU General Public License (GPL), GNU Library/Lesser General Public License (LGPL) included in software, software based on other open source software license and software that KYOCERA Corporation is licensed. The exact terms of GPL, LGPL and some other licenses are reproduced in "About phone" in this product. For details, refer to KYOCERA homepage.

This product includes software copyrighted by KYOCERA Corporation and licensed software. Copyright of the software designed and developed complying with the open source software standard belongs to KYOCERA Corporation or the third parties. distribution, reproduction, transformation and transmission over public lines without consent of KYOCERA Corporation are prohibited, unless you are authorized or permitted by Copyright Law.

### ■ Recording Diagnosis and Usage Condition Data

KYOCERA Corporation asks for users' cooperation in order to improve the quality of products and services. KYOCERA Corporation records and saves data of failure diagnosis and the usage conditions (application usage by users, log elated to error, detail information of application usage by users (specified functions, usage frequency, memory/battery status)) in the product in order to track and cope with diagnosis events such as unexpected shutdown or system error for the purpose of improvement of quality and services. Those information may be collected upon repair request by user after obtaining the user agreement.

- 56 -

## <For au Users>

### au Support

#### App/Website

##### ■ My au app

You can check your fee, points, and contract details and do various procedures.

\* For povo users, check above with povo 2.0/povo 1.0 app.



URL <http://kddi-l.jp/mFH> (Japanese)

##### ■ au Support (web)

Provides various support information useful for solving your problem.

URL <http://kddi-l.jp/Gf9> (Japanese)

#### Message

Consult us anytime/anywhere simply by chat! AI answers you soon all day and our advisor guides you in detail.

URL <http://kddi-l.jp/Bz6> (Japanese)

## <For UQ mobile Users>

### UQ mobile Support

#### App/Website

##### ■ My UQ mobile (app)

You can check your remaining data, billing, and subscription of services.



URL <http://kddi-l.jp/FJ7> (Japanese)

##### ■ UQ mobile Support (web)

Provides various support information useful for solving your problem.

URL <http://kddi-l.jp/jQX> (Japanese)

#### Chat

Consult us anytime/anywhere simply by chat! AI answers you soon all day and our advisor guides you in detail.

URL <http://kddi-l.jp/j9z> (Japanese)

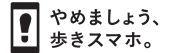
## Service for members of Repair and Delivery Support/Repair and Delivery Support with Cloud

### Repair and Delivery Support Center

(7 days a week/toll free)



Cell phone and PHS operators collect and recycle unused telephones, batteries and battery chargers at stores bearing the ♻️ logo regardless of brand and manufacturer to protect the environment and reuse valuable resources.



やめましょう、歩きスマホ。



キケン！水ぬれ充電



あぶない！電池への衝撃

- 59 -

- 60 -

- 61 -

- 62 -