

SAMSUNG Galaxy Z Flip7

Basic Manual

"オンラインマニュアル (Online Manual)" (Japanese)

For detailed descriptions on various functions, scan the QR code on the right.



- Please keep the software up-to-date. For details on how to update the software, please refer to the "取扱説明書 詳細版 (Full Instruction Manual)" (Japanese) on the website of the contracted carrier.
- For the latest information, please refer to the "取扱説明書 詳細版 (Full Instruction Manual)" (Japanese) on the website of the contracted carrier.
- For the latest information on the product, refer to the following website: <https://www.samsung.com/jp/> (Japanese)
- The software of the product may differ from the information in this guide depending on version upgrades, service changes, or termination. The contents of this manual are subject to change without notice in the future.
- In this manual, "Galaxy Z Flip7" is usually referred to as "the product".
- Company names and product names referred to in this manual are trademarks or registered trademarks of respective companies. The TM and © marks may be omitted in this manual.

August 2025, 1st Edition
Imported by: SAMSUNG ELECTRONICS JAPAN Co., Ltd.
Manufactured by: Samsung Electronics Co., Ltd.

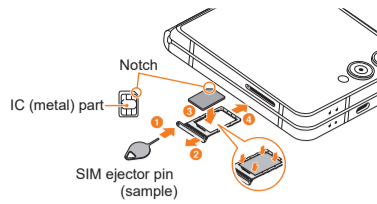
List of Packaged Items

- Main unit
- SIM ejector pin (sample)
- USB cable (CtoC) (sample)
- 取扱説明書 (Basic Manual)(Japanese)
- データ移行ガイド (Data Transfer Guide) (Japanese)

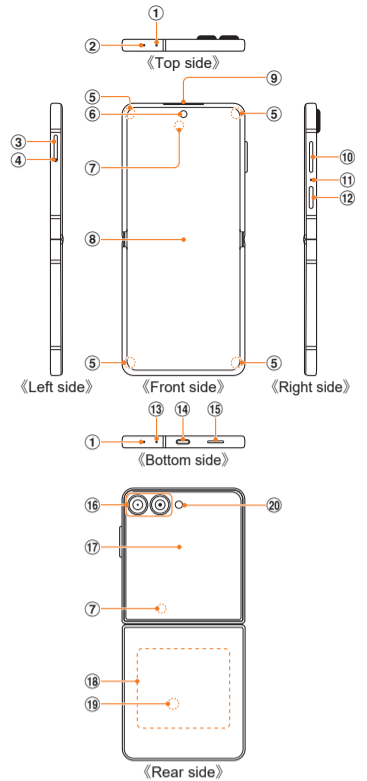
memo

- Please use specified charging equipment (sold separately).
- The battery is built into the product.
- The illustrations of the bundled products and the product used in this manual are just images for explanations. They may be different from the actual ones.
- The USB cable (CtoC) (sample) attached to the product corresponds to charge up to 3 A.
- Do not fold the product in the reverse direction. That may cause the product to get damaged.
- When folding the product, do not insert foreign objects such as cards, coins, or keys, on the main display. The display may be damaged.
- Protective film (expendable) attached to the main display is dedicated to the product. You can protect the main display and reduce the risk of failure and breakage of the product, so please do not remove the protective film. When repasting, it may be paid repairs.
- Use the product in a place without magnetic interference for the product to operate normally.

Attaching the nanoSIM card



Names of Parts



- 1 Vent hole^{*1}
- 2 Mouthpiece/Microphone (upper)^{*1}
- 3 nanoSIM card tray
- 4 Tray eject hole
- 5 Magnet part^{*2,3}
- 6 Front camera^{*4}
- 7 Proximity/Light sensor^{*5}
- 8 Main display (touch panel)^{*4,6,7,8}
- 9 Receiver/Speaker^{*1,9}
- 10 Volume button
- 11 Microphone (side)^{*1}
- 12 (Side button)/ Fingerprint recognition sensor^{*5}
Used to turn the product on and off. When the power is off, press and hold to turn it on.
- 13 Mouthpiece/Microphone (lower)^{*1}
- 14 USB Type-C™ connection terminal (external connection terminal)
- 15 Speaker^{*1}
- 16 Rear camera^{*4}
- 17 Cover display (touch panel)^{*4}
- 18 Wireless charging position
- 19 NFC/FeliCa® location^{*10}
- 20 Flash/Light

4

5

- It is recommended you save the important data on your PC's hard disk, etc. Whatever the cause of the defect or malfunction may be, the Company assumes no responsibility for alteration or loss of saved data.
- Data saved in the product, such as contacts, and images/videos, might be altered or lost in accident, fault, repair or mishandling. Be sure to keep a copy of important contents. Note that the Company assumes no responsibility for any damages or lost profits resulting from altered or lost contents.
- Note that content data (whether paid or free) and other data stored in the product cannot be transferred when the product is replaced due to malfunction or repair.
- If the same image is displayed for a long time on the Organic EL display, if the display lighting is set to a brighter brightness than necessary, or if the display is used for an extremely long time, afterimages may appear, the brightness may decrease in parts, or the color may change. It is not abnormal because that is the characteristic of Organic EL display. To prevent afterimages and to save power consumption, we recommend setting the lighting time to a short time.
- Organic EL displays are made with highly advanced technology, but there may be some dots that do not light up or dots that are always lit. Also, depending on the viewing angle, you may see streaky color unevenness, uneven brightness, or color changes. These are due to the structure of the organic EL display and are not a malfunction. Please be aware of this in advance.
- Leaving the Organic EL display exposed to the direct sunlight might cause a fault. Take care when you place the product by the window or outside.

8

- 1 Be careful not to block this area with your fingers or other objects. Related functions may not work properly. Do not accidentally insert the SIM ejector pin (sample), etc., as this may cause damage.
- 2 The product contains magnets, which may affect medical devices, such as pacemakers or implantable cardioverter defibrillators. If you are using any of these medical devices, keep the product more than 15 cm from them when carry or use the product. And be especially careful not to put it in your jacket pocket. If you suspect any interference with your medical device, stop using the product and consult your physician or your medical device manufacturer.
- 3 Keep the product away from objects that may be affected by magnetism. Objects such as credit cards, bank cards, access cards, boarding passes, or parking passes may be damaged or disabled by the magnets in the product.
- 4 Do not push or forcefully press the product with sharp object such as your fingernail. Doing so could result in scratching or puncturing them.
- 5 Do not cover this with stickers or other materials. Functions may not work correctly.
- 6 A protective film (expendable) is already attached.
- 7 There is a crease in the center, which is the normal condition for the product.
- 8 Do not attach any sticky material such as film or stickers to the main display.
- 9 The product uses this for both a receiver and a speaker.
- 10 No FeliCa® mark () is printed on this product. Hold the enclosed portion up to a reader/writer to use.

- It is recommended that you keep a copy of the photo/video data and music data stored in the product on your computer or cloud service, etc. Note, however, that some data, such as data with copyright protection, cannot be copied even by the above means.
- Do not discard the product together with regular trash. Please cooperate in the collection of the product (including optional accessories) when it is no longer needed to protect the environment and effectively use resources.
- * "The Company" as appears in this manual refers to the telecommunications operator with whom you have a contract, as well as the following companies:
Imported by: SAMSUNG ELECTRONICS JAPAN Co., Ltd.
Manufactured by: Samsung Electronics Co., Ltd.

memo

- Reproduction of the content of this manual in part or in whole is prohibited.
- The content of this manual is subject to change without notice.
- Some functions of the product may become unavailable as a result of changes in OS specifications, changes or termination of services, etc.
- Every effort has been made in the preparation of this manual. In the unlikely event that you notice anything suspicious or omissions, please contact us.

9

memo

- The antenna is built into the main unit. For the antenna position, please refer to the "取扱説明書 詳細版 (Full Instruction Manual)"(Japanese) on the website of the contracted carrier.

For Using the Product

- Before you start using the product, be sure to read the "Safety Precautions" to ensure correct use.
- Before assuming a malfunction, please refer to the "故障とお考えになる前に(Troubleshooting)" from "取扱説明書 詳細版 (Full Instruction Manual)" (Japanese).
- Communication is not possible even inside the service area in places where the signal does not reach (for example, tunnels and basements). Also, communication may not be possible in places with poor reception. Please note that communication may be interrupted if the product is moved to a location with poor reception during communication.
 - Since the product uses radio waves, the possibility of communication intercepts by third parties cannot be eliminated. (Though 5G/LTE/WiMAX 2+/GSM/UMTS system has highly secure confidential communication features.)
 - Only VoLTE (LTE network) is available when connecting to Japanese emergency services.
 - While the product supports the au World Service, each network service described in this manual varies depending on the area and service content.
 - Since the product is a radio station under the Radio Law, you may be asked to temporarily submit the product for inspection in accordance with the Radio Law.

6

Safety Precautions (Observe Strictly)

- Before using the product, read the precautions below to ensure safe use and handling.
- These precautions are intended to protect you and others around you. Read and follow them carefully to avoid injury, damage to the product or damage to property.
- The signs below differentiate between the levels of danger that can occur if the product is not used within the specified guidelines.

	This sign denotes that "death or serious injury ⁽¹⁾ may directly result from improper use".
	This sign denotes that "death or serious injury ⁽¹⁾ may result from improper use".
	This sign denotes that "minor injury ⁽²⁾ or property damage ⁽³⁾ to property may result from improper use".

- *1 Serious injury: Loss of sight, injuries, burns (high/low temperature), electric shocks, bone fracture, poisoning, etc. with subsequent complications or those that require hospitalization or prolonged hospital visits.
- *2 Minor injury: Injuries, burns (high/low temperature), electric shocks, etc. that do not require hospitalization or prolonged hospital visits.
- *3 Property damage: Severe damage to property or live stock/pets, etc.

10

- The IMEI information of your phone is automatically sent to carrier for maintenance and monitoring operational status of the product.
- To use the product overseas, check the condition such as regulations of the country/region in advance.
- The Company is not liable for any damages or lost profits caused by natural disasters such as earthquakes, lightning, storms, floods, as well as fires, actions by third parties, other accidents, intentional or mistaken operation by the customer, or use under other unusual conditions outside the responsibility of the Company.
- The Company is not liable for any incidental damages (change/disappearance of saved content, loss of business income, disruption of business, etc.) arising from use of or inability to use the product.
- The Company is not liable for any damages or lost profits resulting from failure to observe the described content of "取扱説明書 詳細版 (Full Instruction Manual)" (Japanese), "Basic Manual" (this manual).
- Information such as positioning obtained from the product's measurement sensor and GPS is for reference only and is not intended for purposes that require a high degree of reliability. Note that the Company assumes no responsibility for any damages or lost profits resulting from positioning errors.
- The Company is not liable for any damages or lost profits resulting, for example, from malfunctions caused by combination with connected devices or software not related to the Company.
- Malfunction, repair, or other handling of the product may result in changes or loss of captured or downloaded image data. The Company is not liable for any damage or lost income resulting from recovery of these data.

7

Explanation of Prohibition and Mandatory graphical symbols used in this manual

	Indicates an action that is not allowed.
	Indicates that disassembly is not allowed.
	Indicates an action that must be obeyed at all times.

Precautions common to the product main unit, internal battery, charging equipment, nanoSIM card, accessory devices

Danger

- Do not use, store, or leave the product in a place subject to high temperature or in places where heat builds up (such as close to fires or heating devices, inside kotatsu or bedding, under direct sunlight, or in a car on an extremely hot day). May cause fire, burns, injuries or electric shocks, etc.

- Do not place the product in or near microwave ovens, induction cookers or other heaters, pressure cookers or other high-pressure vessels. May cause fire, burns, injuries or electric shocks, etc.

11

Don't Do not put liquids (drinking water, sweat, seawater, pet urine, etc.) into the charging jack or the external connection terminal. Also, do not charge the product in places exposed to water such as in a bathroom or near a humidifier.
May cause fire, burns, injuries, electric shocks, etc.
For waterproofness, refer to the following:
▶P.26 "Precautions for Waterproofness"

Don't Do not apply strong pressure to the product or break it. Do not bump or pinch the product against objects, especially when carrying it in a clothing pocket.
Damage to the internal battery may cause fire, burns, or injury.
* Examples to avoid
- Sitting or squatting with the product put in the pocket of trousers or skirt
- Clipping the product to a door or car door with the product in a jacket pocket
- Stepping on the product on a soft object such as a sofa, bed, or bedding, or on the floor
- Inserting the product into the seat of a train, bus, or other seat

No disassembly Do not attempt to disassemble or modify the product.
May cause fire, burns, injuries or electric shocks, etc.

Don't Do not remove the internal battery in the product.
May cause fire, burns or injuries, etc.

12

Don't Children using the product should be instructed in proper operation by an adult. Make sure they use the product correctly. May be accidentally swallowed, or cause injuries, electric shocks, etc.

Don't Do not place the product within reach of infants or where pets can touch it. Please pay particular attention to the storage places for small parts such as nanoSIM card tray and SIM ejector pin (sample), etc.
May be accidentally swallowed, or cause injuries, electric shocks, etc.

Do Note that the temperature may become high when the product is used continuously or when the product is being charged. Also, be careful not to continuously touch the product by placing it in a pocket of your clothing or falling asleep.
The temperature of the product or designated charging equipment (sold separately) may become high during continuous use or charging, such as when using applications, making calls, communicating data, or watching videos. Continuous direct contact with high-temperature areas may cause skin redness, itching, rash, or low-temperature burns depending on your constitution or physical condition.

Main unit

Danger

Don't Do not put the product in a fire or attempt to heat it.
May cause fire, burns or injuries, etc.

16

Don't If the display is damaged and internal substance leaks out, do not make the substance contact with your skin of face or hands, clothes, etc.
May cause eyes or skin problems, etc. If the substance gets into your eyes or mouth, etc. or comes into contact with your skin or clothes, rinse with clean water immediately.
And if it gets into your eyes or mouth, etc., rinse with clean water and seek medical care immediately.

Don't Do not dispose of the product with regular trash.
May cause fire, burns, injuries, etc. Environmental damage may also be caused. If the product becomes no longer needed, follow the instructions given by the collecting municipalities.

Don't If material inside the internal battery leaks, do not get it on your face, hands, or other skin or clothing.
May cause eyes or skin problems, etc. If material inside the internal battery gets into your eyes or mouth, or on your skin or clothing, rinse immediately with clean water. And if it gets into your eyes or mouth, etc., rinse with clean water and seek medical care immediately.

Do When removing a nanoSIM card, be careful of the tip of the SIM ejector pin (sample) to avoid damaging fingers or other body parts. Touching the tip of the SIM ejector pin (sample) may cause injuries, etc.

20

Don't The rear cover of the product cannot be removed. Do not attempt to remove it. Also, do not attempt to remove the rear cover or force it into the product if the product is swollen caused by a swollen internal battery or other reason.
Doing so may cause fire, burns, or injury.

Do Use the optional equipment specified by the Company for the product.
If you use something other than the specified equipment, or if the manufacturer, distributor, or specifications are unclear, then doing so may cause fire, burns, injuries or electric shocks, etc.

Warning

Don't Do not subject the product to strong forces, impacts or vibration such as dropping, stepping on, or throwing it, etc.
May cause fire, burns, injuries or electric shocks, etc.

Don't Do not allow conductive foreign objects (metal pieces, pencil lead, etc.) to come into contact with the charging jack or external connection terminals, and do not allow dust or sand to get inside the product.
May cause fire, burns, injuries or electric shocks, etc.

Don't Do not stick metal objects (such as stickers, straps and clips that contain metal) on the wireless charger (sold separately) or the product also do not place them between the wireless charger (sold separately) and the product.
May cause fire, burns or injuries, etc.

13

Don't Do not puncture with a sharp object (nail, etc.), strike with a hard object (hammer, etc.), stomp on, or apply excessive force on the product.
May cause fire, burns or injuries, etc.

Do If the substance inside the product gets into your eyes or mouth, etc., rinse with clean water and receive medical care from a doctor immediately.
The substance inside the product may cause loss of sight or poor health, etc.

Warning

Don't Do not turn on or emit light with the light emitting part of the flash/light close to a person's eyes. In particular, keep a sufficient distance away from infants.
This can cause vision problems.
It may also cause dizzy or startled eyes, which may result in injury.

Don't Do not look at a flashing screen for a long time.
May cause seizure or loss of consciousness, etc.

Don't Do not put liquids (drinking water, sweat, seawater, pet urine, etc.) or foreign objects such as metal fragments (such as cutter blades or stapler needle) and flammable materials into nanoSIM card slot. Please do not insert the nanoSIM card in the wrong place or in the wrong direction.
May cause fire, burns, injuries or electric shocks, etc.

17

Do To use the product in a car, check with the automobile manufacturer or dealer to determine how the product is affected by radio waves before using.
In some vehicle models, radio waves from the product may cause adverse effects on in-vehicle electronic equipment, in which case, stop using the product immediately.

Do If you develop skin problems, stop using the product immediately, and see a doctor. Itching, rashes, eczema, etc. sometimes occurs depending on your physical constitution and condition.
For information on the materials of the product and the packaged items, please refer to the "取扱説明書 詳細版 (Full Instruction Manual)" (Japanese).

Do When opening and closing the product, be careful not to pinch fingers or other body parts.
If they are caught in the gap, may cause injuries, etc.

Do Be sure to check that there are no metal fragments (such as cutter blades or stapler needle) adhered to the magnetic parts used in the speaker, rear camera, vibrator and magnet part, etc. of the product.
Adhesion of such fragments may cause injuries, etc.

Do When watching the display, take a certain distance from the display in a fully bright place.
Watching the display in the dark or watching too close may cause diminished eyesight, etc.

21

Do When charging with the wireless charger (sold separately), remove the cover, etc. with which the product is equipped.
The cover material, thickness, or foreign matter such as dust caught between the product and the cover may prevent proper charging, resulting in fire, burns, or injury.

Do Turn the product OFF near high-precision electronic control equipment or electronic equipment using low-power signals.
Failure to do so may cause the equipment to fail or malfunction.

* Examples of electronic equipment to avoid
Hearing aids, implanted pacemakers or defibrillators, other electronic medical and other automatic control equipment, etc.
Users wearing implanted pacemakers or defibrillators or other electronic medical equipment should check with the manufacturer or sales outlet about the effect of radio wave on the equipment.

Do If charging is not completed after the specified charging time, stop charging.
Overcharging, etc. may cause fire, burns or injuries, etc.

Do Turn the product OFF and stop charging before entering a place where there is a possibility of flammable gases being generated or where there is a possibility of dust being generated.
Ignition to flammable gas, etc. may cause explosion or fire, etc.

14

Don't Do not expose the camera lens to direct sunlight, etc. for a long time.
The light-gathering capabilities of the lens may cause fire, burns, injuries, etc.

Do When boarding an airplane, turn the product OFF or turn airplane mode ON.
Follow the instructions of the respective airlines as there are restrictions on the use of these items on board the aircraft. Radio waves from the product may cause adverse effects on aircraft electronics. Prohibited acts in the use of the product on board an aircraft may be punishable by law.

Do When using the product in a medical facility, follow the instructions of the facility.
Turn the product OFF in areas where use is prohibited.
Radio waves from the product may cause adverse effects on electronic and medical electrical equipment.

Do Always move the product away from your ear when making a call with the handsfree setting, when a loud ringtone is sounding, or when waiting for a call.
In addition, when plugging in the earphones/microphone, etc. into the product, and playing games, videos or music, etc., set the volume to a moderate volume.
When set to handsfree and talking, the product emits a loud sound.
Even in the standby mode, ringtone and vibrator may work suddenly.
Using continuously for a long time with too loud volume may cause a hearing loss, etc. And, accidents can also occur when the volume is too loud, making it difficult to hear surrounding sounds.

18

Charging equipment
For more information on safety precautions for charging equipment, please refer to the "取扱説明書 詳細版 (Full Instruction Manual)" (Japanese).

nanoSIM card

Caution

Do Be careful of the cut surface so as not to injure fingers or other body parts when handling nanoSIM card.
The cut surface may be sharp, which may cause injuries, etc.

Use of the product near medical equipment and inside a medical facility

Warning

Do Wearers of the electronic medical equipment such as implanted pacemakers or defibrillators must carry and use the product at least 15 cm away from the implanted device.
Radio waves from the product may cause adverse effects on the operation of medical electrical equipment. If there is a risk that you may be unable to move freely, or that you may be within 15 cm of people around you, please switch the product to a state that does not emit radio waves (e.g., Airplane mode or power off) before you use it.

22

Do When using in some facilities such as gas station, follow the instructions from each facility.
Do not charge in gas station, etc. When using the product in a gas station, etc., be careful not to drop it, and especially not while refueling.
Ignition to flammable gas, etc. may cause explosion or fire, etc.

Do If abnormalities such as unusual odor, noise, smoke, heat, discoloration, or deformation are observed while using, charging, or storing the product, take safety precautions and perform the following operations.
• Remove the power plug from the outlet.
• Turn the product OFF.
If the above operations are not performed, this may cause fire, burns, injuries or electric shocks, etc.

Caution

Don't Do not use the product in a damaged condition.
May cause fire, burns, injuries, etc.

Don't Do not place the product on an unstable surface, such as on a wobbly stand or on a tilted surface. Be especially careful when the product is in vibration mode.
May fall and cause injuries, etc.

Don't Do not use or store the product in damp, dusty or hot areas.
May cause fire, burns, or electric shocks, etc.
For waterproofness, refer to the following:
▶P.26 "Precautions for Waterproofness"

15

Do If you have weak heart, be careful when setting the vibrate ringtone (vibration) or ringtone volume setting.
Surprised by sudden vibrate ringtone (vibration) or ringtone, it may cause harmful effect on heart.

Do When you use electronic medical equipment, check with the equipment manufacturer or distributor to determine how the equipment is affected by radio waves before using.
Radio waves from the product may cause adverse effects on medical electrical equipment, etc.

Do When the display or camera lens is accidentally broken, be careful of broken parts or exposed internal parts of the product.
Touching broken or exposed part may cause burns, injuries, electric shocks, etc.

Do Should the internal battery leak or emit a strange odor, stop using the product immediately and move it away from fire.
The leaked fluid may catch fire and may cause ignition or explosion, etc.

Do Take care to prevent pets and other animals from biting the product.
The internal battery may ignite, explode, generate heat or leak and may result in fire, burns, injuries, etc.

Caution

Don't For using a motion sensor, check the safety around, hold the product and do not swing it more than necessary.
May cause injuries, etc.

19

Do When electronic medical equipment other than implanted pacemakers or defibrillators are in use outside of medical facilities such as in home care settings, check with the device manufacturer to determine how the device is affected by electrical signals.
Radio waves from the product may cause adverse effects on the operation of medical electrical equipment.

Do When using the product in a medical facility, be sure to observe the regulations of the facility.
Radio waves from the product may cause adverse effects on the operation of medical electrical equipment.

SIM ejector pin (sample)

Warning

Don't The tip of the SIM ejector pin (sample) is sharp. Do not use the SIM ejector pin (sample) against yourself or others.
Doing so might hit yourself or other people resulting in injuries or loss of sight.

23

Caution

Do If you experience any skin problems as a result of using the SIM ejector pin (sample), stop using it immediately and seek medical attention. Itching, rashes, eczema, etc. sometimes occurs depending on your physical constitution and condition. For information on the materials of the product and the packaged items, please refer to the "取扱説明書 詳細版 (Full Instruction Manual)" (Japanese).

Do Store the SIM ejector pin (sample) in a place where babies and infants or pets cannot reach. If it is accidentally swallowed, it might result in suffocation or injuries, etc.

USB cable (CtoC) (sample)

Caution

Do If you experience any skin problems as a result of using the USB cable (CtoC) (sample), stop using it immediately and seek medical attention. Itching, rashes, eczema, etc. sometimes occurs depending on your physical constitution and condition. For information on the materials of the product and the packaged items, please refer to the "取扱説明書 詳細版 (Full Instruction Manual)" (Japanese).

24

- Abrupt temperature changes may cause condensation to form and may result in malfunctions. Wait for the product to reach normal temperature when taking it into a warm bathroom, etc. from cold areas.
- The product does not float in water.
- Do not charge the product in the bathroom.
- If the product gets wet, drain the water and wipe off the water with a soft, dry, clean cloth.
- Waterproof performance is not permanently maintained, and performance may deteriorate due to natural deterioration resulting from period of use or operating environment.

For details, please refer to the "取扱説明書 詳細版 (Full Instruction Manual)" (Japanese).

Other Notes

For more information on "Notes on using Bluetooth®/Wireless LAN (Wi-Fi®) Functions", "Notes on Data Communication Charge", "Notes on Call Charge", and "Take Your Manners with You as Well", please refer to the "取扱説明書 詳細版 (Full Instruction Manual)" (Japanese).

After-Sales Service

When asking for repair

For repair, please contact the Repair and Delivery Support Center.

During the warranty period	Repairs will be done after determining whether it is free or paid, based on the terms of services of the free-of-charge repair warranty described.
Outside the warranty period	We shall repair the product for a charge as requested by the customer if repair renders it usable.

28

Intellectual Property Rights

Trademarks

The company names and product names appearing in this manual are trademarks or registered trademarks of their respective holders.

Bluetooth

- The Bluetooth® word mark and logos are registered trademarks owned by Bluetooth SIG, Inc.

Wi-Fi

- Wi-Fi®, Wi-Fi CERTIFIED®, and the Wi-Fi logo are registered trademarks of the Wi-Fi Alliance.
- FeliCa is a contactless IC card technology developed by Sony Corporation.
- FeliCa is a registered trademark of Sony Corporation.
- ɹ is a registered trademark of FeliCa Networks, Inc.
- iWnn of OMRON SOFTWARE Co., Ltd. is used for conversion methods. iWnn® OMRON SOFTWARE Co., Ltd. 2008-2025 All Rights Reserved.
- QR code is a registered trademark of the DENSO WAVE Incorporated.
- USB Type-C™ is a trademarks of the USB Implementers Forum.
- All other company names and product names are trademarks or registered trademarks of respective companies referred to in this manual.

32

Handling Precautions

The following precautions are the main items that provided to prevent the product from getting a malfunction and to ensure that performance can be fully demonstrated. Thoroughly read these precautions to ensure correct use. For details, please refer to the "取扱説明書 詳細版 (Full Instruction Manual)" (Japanese).

Main unit

- The battery for the product is built-in and cannot be replaced by yourself. Please contact the "Inquiries" in the end of this manual to replace the battery.
- Never use modified product. Use of a modified device violates the Radio Law and the Telecommunications Business Act. The product is compliant with the regulations regarding the technical standard conformance of specified wireless equipment based on the Radio Law and the regulations regarding the technology regulatory compliance of terminal device based on the Telecommunications Business Act. As proof of this, the "Technical Conformity Mark ㉿" is indicated in the product.

How to confirm: On the home screen, flick up → [Settings] → [About phone] → [Regulatory information]

If the modifications are made to the internal components, the certification of technical standard conformance and the certification of technology regulatory compliance will become not valid. Never use the product without the valid certification. Doing so violates the Radio Law and the Telecommunications Business Act.

25

- * The warranty is valid for one year from the day that you first buy the product.
- Before handing in the product for repair, make a backup of the contents of storage since they may disappear during repair. Note that the Company shall not be liable for any damages and loss of income should the contents of storage be altered or lost.
- Recycled parts that meet the Company's quality standards are sometimes used for repair.
- Mechanical parts replaced by the after-sales service are collected and recycled by our company. Therefore, they cannot be returned to customers.
- The product which is processed, remodeled, analyzed (including by modifying or analyzing the software (including by rooting etc.), reverse engineering, decompiling), or repaired by an unauthorized repair office is not covered by the warranty and repair may be refused.
- The battery in the product and the protective film are the consumable items and are not covered by the warranty.
- Accessories and samples other than the product main unit are not covered by the free-of-charge repairs warranty.

Performance parts for repair

The Company retains performance parts for repair of the product main unit for four years after discontinuation of production. "Performance parts for repair" refers to parts required for maintaining the functions of the product.

Free-of-charge repair warranty

1. When you contact the repairs help desk, have the serial number (IMEI number) ready. You can find the serial number (IMEI number) on the product or on a sticker attached the box the product is sold in.

29

<For customers with au contracts>

au Support

App/Website

My au app

This app allows you to easily check your monthly bill, data usage (giga), contract information, points, etc. All procedures and inquiries can be handled smoothly.

Check here to download

URL <http://kddi-l.jp/mEH> (Japanese)

au Support (web)

There are various support information that will be useful when you are in trouble.

Check here to download

URL <http://kddi-l.jp/3yQ> (Japanese)

Chat

Consultation is easy anytime, anywhere via chat! AI will respond quickly 24 hours a day, and communicator will respond in detail.

Check here to download

URL <http://kddi-l.jp/Q3o> (Japanese)

Internal battery



(The internal battery of the product is a lithium-ion battery)
The internal battery is not fully charged at the time of purchase. Charge the battery before using the product.

Precautions for Waterproofness

- The product is waterproof when the nanoSIM card tray and S Pen (S Pen compatible model) are fully installed. For details on the waterproof performance of the product, please refer to the "取扱説明書 詳細版 (Full Instruction Manual)" (Japanese).
- Before using the product, thoroughly read the "Important precautions" for proper use. Failure to observe the safety precautions may allow water, sand or other foreign objects to enter the product interior and cause overheating, ignition, electric shocks, injuries, malfunction, etc.
- The Company does not guarantee actual operations under all states. Malfunctions deemed to be caused by inappropriate operation by the customer are not covered by the warranty.

Important precautions

- The nanoSIM card tray and S Pen (S Pen compatible model) must be fully installed. The tray and S Pen (S Pen compatible model) must be completely closed to ensure waterproof performance.
- Never open or close the nanoSIM card tray when your hand or the product is wet.

26

2. If the product malfunctions during the warranty period and during normal use that follows the precautions listed in the instruction manual, the Company will repair the product for free.
3. Repairs will not be free of charge in the following cases, even during the warranty period. (Or repair may not be possible.)
 - ① If you did not follow the instruction manual and use the product correctly.
 - ② If the product broke or was damaged by unauthorized repairs or modifications.
 - ③ If you had the product repaired at a facility that is not an authorized repair facility as designated by the Company.
 - ④ If the product breaks or is damaged because of an accident or your own negligence when you are using or handling the product. Alternatively, there are indications that the product was dropped, got wet, damp, or the like.
 - ⑤ If the product breaks or is damaged because of natural disasters, such as earthquakes, wind and flood damage, fire, damage from salt, or abnormal voltage.
4. Depending on how damaged the product is, repair may not be possible.
5. The Company assumes no responsibility for any damages or lost profits incurred as a result of the failure of the product's equipment.
6. The Company assumes no responsibility if an accident occurs in the event that you connect a device that is not designed to be used with the product.
7. The company does not offer on-site repairs.
8. This warranty is valid only in Japan.

* This warranty guarantees free repair based on the period and conditions listed above. Therefore, customers' legal rights against the issuer of this warranty and other business are not restricted by this warranty.

30

<For customers with UQ mobile contracts>

UQ mobile Support

App/Website

My UQ mobile (app)

This app allows you to easily check your monthly bill, data usage (giga), contract information, points, etc. All procedures and inquiries can be handled smoothly.

Check here to download

URL <http://kddi-l.jp/EJZ> (Japanese)

UQ mobile Support (web)

There are various support information that will be useful when you are in trouble.

Check here to download

URL <http://kddi-l.jp/DHC> (Japanese)

Chat

Consultation is easy anytime, anywhere via chat! AI will respond quickly 24 hours a day, and communicator will respond in detail.

Check here to download

URL <http://kddi-l.jp/NZJ> (Japanese)

27

- Do not immerse the product in or splash the product with liquid other than tap water (seawater, pool, hot spring, soap water, detergent water, water with bath salts in it, alcohol, beverages, seasonings, etc.). Also, do not use the product in places subject to splashing with pet urine. If those liquids get on the product, wash it with clean water, wipe it with a soft, clean cloth, and allow it to dry completely before using it to maintain its waterproof performance.
- Do not place the product directly on beach sand, etc. Sand or other small particles might get inside the speaker, etc., causing the volume to drop. If sand gets into the interior of the product, it might cause overheating or a fault.
- Do not use the product underwater or strike it against the surface of the water. Doing so may cause some functions, such as touch operations, to not work or may result in malfunctions.
- Do not use or store the product in a bathroom, kitchen or other highly humid areas for a long time.
- There may be some water remaining on the product even after draining it. Remember to keep it away from objects you do not wish to get wet. Also be careful as your clothes, bag, etc., may get wet from the water remaining on the product.
- If water accumulates in the speakers or other parts of the product, making it temporarily difficult to hear sound, drain the water.
- Do not apply high water pressure directly to the product or submerge it under water for long periods of time, as it is not designed to withstand water pressure.
- Do not wash the product using a washing machine or ultrasound cleaner.
- Do not immerse the product in a bathtub. The product is not heat resistant.

Repair and Delivery Support Wide with Cloud

To ensure long-term reliable use of au/UQ mobile devices, we offer a monthly membership after-sales service program called "Repair and Delivery Support Wide with Cloud". This is a service that extends coverage for all kinds of problems, including breakdown, theft, and loss. For details of monthly usage fee and services, refer to the au/UQ mobile website.

- For customers with au contracts <https://www.au.com/mobile/service/kosho-funshitsu-wide-cloud/> (Japanese)
- For customers with UQ mobile contracts <https://www.uqwimax.jp/mobile/plan/option/repair-wide-cloud/> (Japanese)

* Service contents are subject to change without notice.

nanoSIM card

The nanoSIM card is lent to you by contracted carrier. In case of loss or damage, the card will be replaced at your expense. When malfunction is suspected, or in case of theft or loss, contact the "Inquiries" in the end of this manual.

FCC RF Exposure Information

The product has been certified of Federal Communications Consortium (FCC). For details, please refer to the "取扱説明書 詳細版 (Full Instruction Manual)" (Japanese).

Export Administration Regulations

The product and its accessories may be subject to the Japan Export Administration Regulations ("Foreign Exchange and Foreign Trade Law" and its related laws). For details, please refer to the "取扱説明書 詳細版 (Full Instruction Manual)" (Japanese).

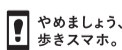
31

When getting a malfunction...

Repair and Delivery Support
(7 days a week / Toll free)

Troubleshooting reception
(Business hours 9:00 - 20:00)

0120-925-919



Collect and recycle unused telephones, batteries and battery chargers at stores bearing the ♻️ logo regardless of brand and manufacturer to protect the environment and reuse valuable resources.