



**Be sure to read this manual before use**

# **Speed Wi-Fi NEXT W07**

## **Notes on Usage**

- In this manual, the "Speed Wi-Fi NEXT W07" is abbreviated as the "product".
- In this manual, "au Nano IC Card 04 LE" is abbreviated as "au IC Card".
- For illustrations and descriptions in this manual, refer to "Quick Start Guide" available on the au homepage.

February 2020, 1st Edition  
Sold by: KDDI CORPORATION,  
OKINAWA CELLULAR TELEPHONE COMPANY  
Manufactured by: SHARP CORPORATION

## Using the Product

Before using the product, be sure to read the "Safety Precautions" for proper use.

If you think the product may be malfunctioning, first check the symptom with the "Quick Start Guide" and "故障とお考えになる前に" (Troubleshooting) from the "取扱説明書 詳細版" (Full Instruction Manual) (Japanese).




- During communication, hold the product at least 1.5 cm away from your body without having any metals in between.
- Communication is not possible even inside the service area in locations that are not reached by signals (e.g. tunnels and basements). Communication may not be possible in locations with poor signal status. Please note that communication may be interrupted if you move to a location where the signal reception is poor.
- Since the product uses radio waves, the possibility of communication intercepts by third parties cannot be eliminated. (However, LTE/WiMAX 2+ / UMTS systems have highly secure confidential communication features.)
- The product supports the au World Service. Related network services explained in this manual vary by region or the service.
- Since the product is a radio station under the Radio Law, you may be asked to temporarily submit the product for inspection in accordance with the Radio Law.
- The IMEI information of the product is automatically sent to KDDI CORPORATION for maintenance and monitoring of operational status.
- Before using the product overseas, check the relevant laws and regulations of the country/region you visit.
- The Company is not liable for any damages arising from earthquakes, lightning, storms, floods, or other natural disasters, nor fires, actions by third parties, other accidents, intentional, mistaken, or incorrect use by the customer, nor use under other unusual conditions outside the responsibility of the Company.
- The Company is not liable for any incidental damages (change/disappearance of described content, loss of business income, disruption of business, etc.) arising from use of or inability to use the product.
- The Company is not liable for any damages arising from failure to observe the described content in the manuals.

- The Company is not liable for any damages arising, for example, from malfunction caused by combination with connected devices or software not related to the Company.
- Settings etc. may sometimes be altered or lost due to malfunction, repair, or other handling of the product. The Company is not liable for any damage or lost income resulting from the recovery of this data.
- It is recommended that you keep a copy of important data on your computer's hard disk etc. The Company shall assume no responsibility for alteration or loss of saved data regardless of the cause of the defect or malfunction.
- You can use the product under the WiMAX 2+ network environment. However, UQ Communications Inc., is not liable for any issues, including the quality of the product.
- Contents registered in the product might be altered or lost in an accident, fault, during repairs or through mishandling. Be sure to keep a copy of important contents. Note that the Company assumes no responsibility for any damages or lost profits resulting from altered or lost contents.
- The product uses liquid crystal for its display. The display response speed may become slow when the ambient temperature is low; this is as a result of the properties of liquid crystals, and is not a malfunction. The display returns to its normal state at room temperature.
- Although the display used on the product is made using high-precision technology, some pixels (dots) may remain lit, or not turn on at all. This is not a malfunction.
- Do not discard the product together with general garbage. Please cooperate in the collection of the product (including optional accessories) when it is no longer needed, in order to protect the environment and make effective use of resources. Old products are collected at au shops and other sites.
- \* "The Company" as it appears in this manual refers to the following companies:  
 Sold by: KDDI CORPORATION, OKINAWA CELLULAR TELEPHONE COMPANY  
 Manufactured by: SHARP CORPORATION

- Reproduction of this manual in part or in whole without prior permission is prohibited.
- The contents of this manual are subject to change without prior notice.
- Every effort has been made in the preparation of this manual. Should you notice any unclear points, omissions, etc., feel free to contact us.







## Safety Precautions (Observe Strictly)

- Before using the product, thoroughly read these “Safety Precautions” for proper use. After reading, store these precautions in a safe place.
- These precautions contain information intended to prevent injury to the user and to surrounding people, as well as damage to property, and must be observed at all times.
- The following symbols indicate the different degrees of injury or damage that may occur if information provided is not observed and the product is used improperly.

 <b>DANGER</b>	This symbol indicates that “death or serious injury <sup>*1</sup> may directly and immediately result from improper use”.
 <b>WARNING</b>	This symbol indicates that “death or serious injury <sup>*1</sup> may result from improper use”.
 <b>CAUTION</b>	This symbol indicates that “minor injury <sup>*2</sup> and/or property damage <sup>*3</sup> may result from improper use”.

- \*1 Serious injury: This refers to loss of eyesight, injury, burns (high- and low-temperature), electric shock, broken bones, injuries with residual aftereffects from poisoning, etc., and injuries requiring hospital admission for treatment or long-term hospital attendance as an outpatient.
- \*2 Minor injury: This refers to injury, burns (high- and low-temperature), electric shock, etc. that do not require hospital admission for treatment or long-term hospital attendance as an outpatient.
- \*3 Property damage: This refers to extended damage to buildings, furniture, livestock, and pets, etc.

## ■ Explanation of Prohibited or Enforcement Symbols

 Prohibited	Indicates an action that is not allowed.	 Wet hands prohibited	Indicates that handling with wet hands is not allowed.
 Disassembly prohibited	Indicates that disassembly is not allowed.	 Instruction	Indicates that instructions specified are compulsory (must be followed).
 Wetting with water prohibited	Indicates that use in a place where the product is likely to get wet or allowing the product to get wet is not allowed.	 Disconnect plug from power outlet	Indicates that the power plug must be disconnected from the outlet.

## ■ Precautions Common to the Main Unit, Internal Battery, Charger, au IC Card, Peripheral Devices

 **DANGER**



Prohibited

**Do not use, store or leave the product in locations subject to high temperatures or accumulation of heat (near a fire or heating unit, in a kotatsu or bedding, under direct sunlight, inside a vehicle on a hot day, etc.).**

May cause fires, burns, injury, electric shock, etc.



Prohibited

**Do not place the product inside cooking appliances such as microwave ovens and induction cookers or high pressure vessels such as pressure cookers, or near them.**

May cause fires, burns, injury, electric shock, etc.



Prohibited

**Do not allow sand, soil or dirt to come into contact with the product, or put the equipment directly on these substances. Also, do not touch the product when sand, etc. is adhering to your hand.**

May cause fires, burns, injury, electric shock, etc.



Prohibited

**Do not charge the product while it is wet with liquids such as water (drinking water, sweat, seawater, pet urine, etc.). Also, do not charge the battery in locations such as a bathroom in which it will come into contact with water.**

May cause fires, burns, injury, electric shock, etc.



Prohibited

**Do not press the product strongly, or break it. Especially when carrying the product in your pocket, do not allow it to be hit with or nipped in objects.**

May cause fires, burns, injury, etc. because of damage of the internal battery.

**\*Take particular care with the followings**

- Sitting or squatting down while putting the product in your pocket of trousers or skirt
- Allow the product to be nipped in the door or vehicular door while putting the product in your pocket of outerwear
- Stepping on the product while it is placed on a soft object such as the sofa or bedding, floor



Disassembly  
prohibited

**Do not attempt to disassemble or modify the product.**

May cause fires, burns, injury, electric shock, etc.



Prohibited

**Do not attempt to remove the internal battery from the product.**

May cause fires, burns, injury, etc.



Prohibited

**Do not attempt to remove the back cover from the product.**

May cause fires, burns, injury, etc.



Wetting  
with water  
prohibited

**Do not get the product wet with liquids such as water (drinking water, sweat, seawater, pet urine, etc.).**

May cause fires, burns, injury, electric shock, etc.



Wetting  
with water  
prohibited

**Do not allow liquids such as water (drinking water, sweat, seawater, pet urine, etc.) to get inside the charging jack or external connection jack.**

May cause fires, burns, injury, electric shock, etc.



Instruction

**Use only optional parts specified by au.**

May cause fires, burns, injury, electric shock, etc. if you use a product other than specified one.



## WARNING



Prohibited

**Do not subject the product to strong force, impacts or vibration such as letting it fall, stepping on it or throwing it.**

May cause fires, burns, injury, electric shock, etc.



Prohibited

**Do not allow conductive materials (such as metal objects and pencil lead) to come into contact with the charging jack or external connection jack or dust to get inside it.**

May cause fires, burns, injury, electric shock, etc.



Prohibited

**Do not cover or wrap the product with bedding, etc. when using or charging.**

May cause fires, burns, etc.



Instruction

**If charging is not completed after the specified charging time, stop charging.**

May cause fires, burns, injury, etc. because of overcharging.



Instruction

**Be sure to turn off the product and to not charge the battery in locations where flammable gas may be generated, or where dust is produced.**

The flammable gas, etc. could ignite, causing a fire, explosion, etc.



Instruction

**Follow the instructions given by the respective facility regarding use of the product in a gas station.**

Do not perform charging in a gas station, etc.

Also, take care not to drop the product when using it in a gas station, etc. In particular, do not use the device when refilling a vehicle with gas.

The flammable gas, etc. could ignite, causing a fire, explosion, etc.



Instruction

**If any trouble such as an unusual odor, unusual noise, smoking, overheating, discoloration or deformation is found during use, charge or storage, follow the instructions below.**

- Unplug the power plug from the outlet.
- Turn off the product.

May cause fires, burns, injury, electric shock, etc. if you do not follow the instructions above.



## CAUTION



Prohibited

**Do not use a damaged product.**

May cause fires, burns, injury, etc.



Prohibited

**Do not leave the product on unstable surfaces, such as on a wobbly table or sloped surface.**

May fall and cause injury, etc.



Prohibited

**Do not use or store the product in locations that are subject to humidity, dust or high temperatures.**

May cause fires, burns, electric shock, etc.





Prohibited

**If being used by a child, have a guardian teach him/her the proper handling procedures and do not have him/her use it improperly.**

May cause injury, etc.

---



Prohibited

**Do not place the product where the young children can reach it.**

**Be especially careful with regard to the storage location of small parts such as the au IC Card tray and SIM eject pin (sample).**

A young child may swallow the equipment, or suffer injury, electric shock, etc.

---



Instruction

**Be careful when using the product continuously or when charging, because it may become warm. Also, be careful not to unintentionally touch it continuously when it is in a pocket of your clothing, or when you fall asleep, etc.**

The product or the specified charger (sold separately) may become warm when used continuously such as for data communication, etc., or when charging. Directly touching a warmed part of the equipment continuously may cause redness, itching, rashes, low-temperature burns, etc. on your skin depending on your constitution or health.

## ■ Main Unit

# DANGER



Prohibited

**Do not throw the product into a fire or heat it.**

May cause fires, burns, injury, etc.

---



Prohibited

**Do not apply excessive force to the product such as puncturing it with a sharp object (nail, etc.), hitting it with a hard object (hammer, etc.), or stepping on it.**

May cause fires, burns, injury, etc.

---



Instruction

**If substances inside the product come into contact with your eyes or mouth, etc., immediately rinse the contacted area with clean water, then seek prompt medical treatment.**

Substances inside the product may result in loss of eyesight, sickness, or similar.

---

# WARNING



Prohibited

**Do not allow water or other liquids (drinking water, sweat, seawater, pet urine, etc.), metal pieces, flammable material, or other foreign objects to enter the au IC Card tray slot on the product.**

**Also, do not insert au IC Card into the wrong slot or with the wrong orientation.**

May cause fires, burns, injury, electric shock, etc.

---



**Turn off the product before boarding an airplane.**

Instruction Since using the product on airplanes is restricted, follow the instructions given by the respective airlines.

Failure to do so might affect an airplane's electronic instrumentation because of signals.

If you commit a prohibited act while using the product on an airplane, you may be punished by law.

---



**Follow the instructions given by the respective medical facility regarding the use of the product in a hospital.**

Instruction Turn off the product in areas in which usage of such products is prohibited.

Failure to do so might cause interference with the operation of electronic devices and electronic medical devices because of signals.

---



**If you are using electronic medical equipment, etc., contact the respective manufacturer or dealer to check whether the operation of the equipment is affected by radio waves.**

Instruction May interfere with the operation of electronic medical equipment, etc. because of signals.

---



**Turn off the product near electronic devices or equipment that use high precision control or weak electronic signals.**

Instruction Failure to do so might cause interference with the operation of electronic devices because of signals.

**\*Take particular care with the following devices**

Hearing aids, implanted cardiac pacemakers, implanted cardioverter-defibrillators, other electronic medical equipment, other equipment controlled by electronic signals, etc. If you use an implanted cardiac pacemaker, implanted cardioverter-defibrillator or other electronic medical equipment, contact the respective manufacturer or dealer to check whether the operation of the equipment is affected by signals.

---



**If the display part is damaged, be careful of broken parts and the exposed insides of the product.**

Instruction May cause burns, injury, electric shock, etc. if you touch the broken or exposed parts.

---



**If the internal battery leaks or emits an unusual odor, immediately stop using the product and move it away from any naked flames or fire.**

Instruction The battery fluid is flammable and could ignite, causing a fire, explosion, etc.

---



**Do not allow pets, etc. similar to bite the product.**

Instruction Allowing this might cause fire, burns, injury, etc. because of ignition, bursting, heating or leaking of the internal battery.

---

## **CAUTION**



**If the display is broken and the internal substance then leaks, do not get it on your skin (face, hands, etc.), clothes, etc.**

Prohibited May result in damage to your eyes, skin, etc.  
If the internal substance comes into contact with your eyes, mouth, skin or clothes, etc. immediately rinse the contacted area with clean water.  
Also, if it comes into contact with your eyes or mouth, etc. seek medical treatment immediately after rinsing the contacted area.

---



**Do not discard the product together with general garbage.**

Prohibited May cause fires, burns, injury, etc. It may also cause damage to the environment. Bring the unnecessary product into a sales outlet such as an au shop, or if your local municipality has a recycling program, dispose of it as directed.

---



Prohibited

---

**If the substance inside the internal battery leaks, do not get the liquid on your skin (face, hands, etc.), clothes, etc.**

May result in damage to your eyes, skin, etc.

If the internal substance comes into contact with your eyes, mouth, skin or clothes, etc. immediately rinse the contacted area with clean water.

Also, if it comes into contact with your eyes or mouth, etc. seek medical treatment immediately after rinsing the contacted area.

---



Prohibited

**When removing the au IC Card, be careful with the tip of the SIM eject pin (sample) not to injure any part of your body such as fingers.**

Touching the tip of the SIM eject pin (sample) may cause injury.

---



Instruction

**If you use the product in a vehicle, contact the vehicle manufacturer or dealer to check whether the operation of the vehicle is affected by radio waves.**

May interfere with the operation of electronic equipment because of signals in some vehicle models. In this case, stop using the product.

---



Instruction

**If you experience any skin problems because of using the product, immediately stop using the product, and seek medical treatment.**

Use of the product may cause itching, rashes, eczema, etc. depending on your constitution or health condition.

Refer to "Material List" (▶P.18) for details on materials used in each part.

---



Instruction

**Look at the display in a well-lit place, keeping a certain distance.**

Eyesight may be weakened, etc. if you look at it in a dark place or closely.

---

## ■ Charger

# WARNING



**Do not use if the cord of the specified charger (sold separately) is damaged.**

Prohibited May cause fires, burns, electric shock, etc.

---



**Do not touch the specified charger (sold separately) if you hear thunder.**

Prohibited May cause electric shock, etc.

---



**Do not short-circuit the charging jack when connected to an outlet. Also, do not allow any part of your body (hands, fingers, etc.) to come into contact with the charging jack.**

Prohibited May cause fires, burns, electric shock, etc.

---



**Do not place heavy objects on the cord of the specified charger (sold separately), or apply excessive force on it such as pulling it.**

Prohibited May cause fires, burns, electric shock, etc.

---



**When plugging/unplugging the specified charger (sold separately) into/from the outlet, do not allow metallic straps or other metallic objects to come into contact with the prongs of the plug.**

Prohibited May cause fires, burns, electric shock, etc.

---



**Do not connect the voltage converter for overseas travel (travel converter) to the specified charger (sold separately).**

Prohibited May catch fire, or cause overheat, electric shock, etc.

---



**Do not apply excessive force on the connection part when the specified charger (sold separately) is connected to the product.**

Prohibited May cause fires, burns, injury, electric shock, etc.

---



Wet hands  
prohibited

---

**Do not handle the cord, charging jack, power plug, or cradle (sold separately) of the specified charger (sold separately) with wet hands.**

May cause fires, burns, electric shock, etc.

---



Instruction

**Always use the specified power supply and voltage. When using overseas, use the specified charger available for global use (sold separately).**

Using the incorrect power supply and voltage may cause fires, burns, electric shock, etc.

AC adapter: 100V AC (connect only to a household AC outlet.)

AC adapter for global use: 100 to 240V AC (connect only to a household AC outlet.)

---



Instruction

**Wipe off any dust on the power plug.**

May cause fires, burns, electric shock, etc. if you use the power plug with dust adhering.

---



Instruction

**When inserting the specified charger (sold separately) into an outlet, insert it firmly.**

May cause fires, burns, electric shock, etc. if you do not insert it securely.

---



Instruction

**When removing the power plug from an outlet, do not apply excessive force such as by pulling on the cord of the specified charger (sold separately). Instead, remove by pulling on the adapter itself.**

Pulling the cord of specified charger (sold separately) might damage the cord and cause fire, burns, electric shock, etc.

---



Instruction

**When connecting/disconnecting the specified charger (sold separately) to/from the product, do not apply excessive force such as pulling the cord. Insert/remove the plug straight in relation to the jack.**

May cause fires, burns, injury, electric shock, etc. if you do not plug/unplug it correctly.

---



Instruction

**If the charging jack is deformed such as bending it, immediately stop using. Also, do not use the deformed one by returning it to the original shape.**

May cause fires, burns, injury, electric shock, etc. because of short circuit of the charging jack.



Disconnect  
plug from  
power outlet

**Disconnect the power plug from the outlet when it is not being used.**

May cause fires, burns, electric shock, etc. if you leave the power plug with it plugged into the outlet.



Disconnect  
plug from  
power outlet

**If water or other liquids (drinking water, sweat, seawater, pet urine, etc.) come into contact with the power plug, immediately disconnect this from the outlet.**

May cause fires, burns, electric shock, etc. because of short circuit by the adhered object.



Disconnect  
plug from  
power outlet

**Always unplug the power plug from the outlet before cleaning the equipment.**

May cause fires, burns, electric shock, etc. if you do not unplug it.



# CAUTION



Prohibited

**Do not continuously touch the specified charger (sold separately) while it is connected to an outlet.**

May cause burns, etc.



## ■ au IC Card

### CAUTION



**When handling the au IC Card, be careful of the cut surface so as not to injure any part of your body such as fingers.**

Instruction May cause injury, etc. because the cutting surface may be sharp.

## ■ SIM Eject Pin (Sample)

### WARNING



**The tip of the SIM eject pin (sample) is sharp. Do not use it pointing at yourself or others.**

Prohibited

This, contacting the body or that of others may result in injury or loss of eyesight, etc.

### CAUTION



**If you experience any trouble on your skin, immediately stop using the product and seek medical treatment.**

Instruction

Use of the product may cause itching, rashes, eczema, etc. depending on your constitution or health condition.

Refer to "Material List" (▶P.18) for details on materials used in each part.



**Do not store the product in a location accessible by young children.**

Instruction

This may be swallowed by young children, resulting in them suffering injury, electric shock, etc.

## ■ Using near Medical Instruments or in Medical Facilities

# WARNING



Instruction

**If you have electronic medical equipment such as an implanted cardiac pacemaker or an implanted cardioverter-defibrillator, always carry or use your product at least 15 cm away from your implant.**

Electromagnetic signals may have harmful effects on the operation of the electronic medical equipment.

---



Instruction

**Patients receiving medical treatment away from a medical facility (e.g. home treatment) who are using electronic medical equipment other than implanted cardiac pacemakers or implanted cardioverter-defibrillators should consult their respective manufacturers, etc. for information regarding the effects of signals on the equipment.**

Electromagnetic signals may have harmful effects on the operation of the electronic medical equipment.

---



Instruction

**If there is any chance that the distance between the product and a person closest to you may get shorter than 15 cm, such as when you cannot freely move around, set the product not to emit radio waves in advance (by turning the power off, etc.).**

Somebody nearby may be equipped with electronic medical equipment such as an implanted cardiac pacemaker or an implanted cardioverter-defibrillator. Electromagnetic signals may have harmful effects on the operation of the electronic medical equipment.

---



Instruction

**Follow the instructions given by respective medical facilities regarding the use of the product on their premises.**

Electromagnetic signals may have harmful effects on the operation of the electronic medical equipment.

# Material List

## ■ Main unit

Part	Material	Surface treatment
Display panel	Acrylic resin + PC resin	Hard coating
Exterior (front/sides)	PC resin	Coating, hard coating
Exterior (back)	PC resin	Coating, hard coating, printing
Power key	PC resin	Coating, hard coating
External connection jack surround (inner surface)	Stainless	None
au IC Card tray (exterior)	PC resin	Coating, hard coating
au IC Card tray	PC resin	None
IMEI plate	PET resin	Printing
IMEI label	PET resin	Printing

## ■ SIM eject pin (sample)

Part	Material	Surface treatment
Body	Stainless	None

## Handling Precautions

These precautions are provided to prevent the product from damage, and to ensure full performance. Thoroughly read these precautions in order to ensure correct use.

### ■ Precautions common to the main unit, internal battery, charger, au IC Card, and peripheral devices

- Do not apply excessive force to the product during use. Do not put the product into a tightly packed bag, or place it under heavy objects in the bag. Sitting on the product in your pocket might result in damage to or malfunction in the display or internal circuit board.  
Additionally, keeping an external device plugged into the external connection jack may damage the connector resulting in a malfunction. These are not covered by the warranty, even if there is no external damage.
- Avoid using the following items in extremely high or low temperatures, or in high humidity. (Use within an ambient temperature range of 5°C to 35°C, and a humidity range of 35% to 85%.)
  - Main unit
  - au IC Card (inserted into main unit)
  - Charger
  - Peripheral devices
- Do not use in locations subject to lots of dust or vibration. Doing so might cause a malfunction.
- Clean only with a soft and dry cloth (such as the type used for eyeglasses). Forceful rubbing of the display with a dry cloth may scratch its surface. Water drops, dirt, etc. left on the display may cause stains to form on its surface. Wiping the product using alcohol, thinner, benzene, detergent, or glass cleaner, etc. might erase the printing on the outer casing, resulting in a malfunction.
- Using the product close to household electronic equipment such as fixed-line phones, televisions, and radios may adversely impact these; move as far away as possible from such items before use.
- Depending on usage conditions, the product may become warm during charging, however this is not a problem.
- Do not place near corrosive chemicals or in locations where corrosive gas is generated. Doing so might cause a malfunction.


- Do not use if you can hear thunder outside. Doing so may result in lightning strikes or electric shock.
- Be sure to use specified peripheral devices only. Use of other peripheral devices might cause a malfunction.
- Do not place the product inside cooking appliances such as microwave ovens, or in high pressure vessels. Doing so might cause a malfunction.
- Do not attempt to disassemble, modify, or repair the product. Doing so might cause a malfunction. Modification of the product is in violation of the Radio Law and Telecommunications Business Act.
- Do not allow a part of your body such as your finger or a conductive foreign object (metal fragment, pencil lead, etc.) to come into contact or get inside of the connection jacks, in order to avoid a short-circuit. Doing so might cause a malfunction.
- Do not splash water or other liquids on the product. Also, never use in humid locations such as bathrooms, or use with wet hands. Doing so might cause a malfunction due to short-circuit or the corrosion of electronic circuits.
- Malfunctions due to water wetting or humidity are not covered by the warranty, and charges will be incurred for repairs.
- In the event that the product gets wet while charging, immediately disconnect the power plug of the specified charger (sold separately).
- Do not use the product while driving a car or motorbike, riding a bicycle, or walking. Use of a mobile device while driving a car or motorbike is prohibited by law. Use of a mobile device while riding a bicycle might be punishable by some regulations.
- Using or charging the product in a bag or while it is covered with bedding or similar might cause a malfunction.
- When using charger or external devices, insert/remove the connector straight in relationship to the jack. Incorrect orientation of the connector may cause a malfunction.
- Do not store the product in locations subject to direct sunlight (e.g. in a car), locations that get hot, locations that get extremely cold, or in humid or dusty locations. Doing so might cause a malfunction.
- Do not leave the product on unstable surfaces, such as on a wobbly table or sloped surface. Be especially careful while charging. The product might fall, resulting in malfunction.
- Do not exceed the rating of an outlet or wiring device when charging the product, for example, by using multi-plug adapters.

## ■ Main unit

- Since the battery is built into the product, and you cannot replace it by yourself. To replace the battery, contact an au shop or Customer Center.
- Do not forcefully press, tap or otherwise subject the display to strong impacts. Doing so might cause scratches or damage.
- Do not forcefully press sharp or hard objects against the keys or the surface of the display. Doing so will cause scratches or damage.
- Never use the modified product. Using a modified device violates the Radio Law and the Telecommunications Business Law.

Details regarding conformity and compliance marking specific to this product (including certification and approval numbers) can be viewed with the following operation.

### **On the home screen → [About Device]**

This product has received certification of conformity with technical regulations for the specified radio stations, etc. based on the Radio Law, and authentication of conformity with technical regulations for terminal devices, etc. based on the Telecommunications Business Law, and as a proof of this, the "Technical Conformity Mark " can be confirmed within the product. Ensure that you confirm authentication information using details of the electronic certification for this product.

If any modifications are made to the inside of the product, the certification of conformity with technical regulations, etc. will become invalid. Never use the product without the valid certification, etc. Doing so violates the Radio Law and the Telecommunications Business Law.

- Take care not to place magnetized items such as magnetic cards, speakers and TV sets near the product, as doing so may cause a malfunction. Strong magnetic fields close to the product may cause erroneous operation.
- Do not allow magnetized cards such as cash cards, credit cards, and pre-paid cards to be close to the product. Doing so might cause loss of the recorded data.
- When putting the product in a pocket or bag, take care so that the display does not come in contact with metal or other hard objects. Doing so will cause scratches or damage.

- When the product is suddenly brought into a warm location from a cold location, or used in a humid location or a one where the temperature suddenly changes (e.g. near the air discharge port of an air conditioner), water droplets (condensation) may occur inside of the product. Note that if you use the product under such conditions, humidity might cause corrosion or a malfunction.
- If the display is damaged, immediately stop usage, and contact an au shop or the Repair and Delivery Support Center. Continuing to use the product may result in injury.
- Do not apply stickers to the display or to keys, as doing so may result in erroneous operation or shortened usage time. Doing so may also damage the product.
- Noise may be emitted when the product is placed near items emitting magnetic fields, but this is not a malfunction.
- Pulling out or applying excessive force on the au IC Card tray may cause damage.
- The display may be difficult to see in direct sunlight or other bright locations, but this is not a malfunction.
- Always use the product with the au IC Card tray closed. Using with the au IC Card tray open may result in dust or water entering the product, causing a malfunction.
- Do not allow liquids or metal items to enter the au IC Card tray slot on the product. Doing so might cause a malfunction.
- Do not subject the product to strong shocks such as letting it fall, throwing it, or stepping on it. Doing so might cause a malfunction.
- Do not place the product directly on a sandy beach etc. Sand or similar entering the product may cause a malfunction.

## ■ Touch panel

- Do not put stickers or other films (e.g. commercially available protective film, privacy films), etc. on the display. Doing so might hinder correct operation of the touch panel.
- When carrying the product in your pocket or bag, take care not to allow the touch panel to get close to conductive materials such as metal, as this might cause erroneous operation of the touch panel.
- The touch panel is designed to be lightly touched with your finger. Do not forcefully press the touch panel with pointed objects (ballpoint pen, pin, etc.).

In the following cases, the touch panel may not work even when it is touched. These may also cause a malfunction.

- Operation with a gloved finger
- Operation with the tip of a fingernail
- Operation with foreign object placed on the operation pad
- Operation with a protective film or sticker applied
- Operation with water droplets or condensation on the display
- Operation using wet or sweaty fingers



## ■ Internal battery



### Li-ion00

(The internal battery of the product is a lithium-ion battery.)

The internal battery is not fully charged at the time of purchase. Charge the battery before using the product. Charge the battery before using if you have not used the product for a long time.

- Use of the product in very hot or cold environments, for example, when leaving it in a car with the windows closed in summer, causes the capacity of the internal battery to drop, thus shortening the available battery usage time. Doing so also shortens the internal battery life. Where possible, use the product at room temperature.
- The internal battery gradually discharges after charging even if the product has not been used. The internal battery might be discharged if you have not used the product for a long time. Charge the product before using.
- The internal battery is a consumable product. If the performance of a battery does not recover even after charging, the battery is at the end of service life, so stop using it. The battery is built into the product, and therefore, repair requires that the product be handed over to an au shop or similar. Charges will be incurred. Please be aware that this may result in a period during which the product cannot be used. Note that the product service life will vary depending on usage conditions and other factors.
- Do not store the product under the following conditions, as doing so may lower the performance or shorten the service life of the internal battery.
  - With the internal battery fully charged (immediately after charging is completed)
  - With no remaining battery capacity (with the battery fully depleted, and the product unable to turn on)
  - In high temperature or humidity
- Depending on usage, the internal battery may swell as it approaches the end of its service life. This is a characteristic of lithium-ion batteries, and is not a problem in terms of safety.

## ■ **Charger**

- Do not wrap the power cord of the specified charger (sold separately) around the adapter itself. Do not bend the connection parts of the charger's plug, connector, and power cord (sold separately) forcibly. Do not place heavy objects on the cord of the charger (sold separately), or apply excessive force on it such as pulling it. Doing so might cause a malfunction.
- Grasp the power plug of the specified charger (sold separately) when removing this from an outlet. Pulling the cord may result in damage to this.

## ■ **au IC Card**

- Do not apply unnecessary force when inserting/removing the au IC Card. Do not apply excessive force when inserting the card into the product.
- The customer is responsible for malfunctions arising from inserting the au IC Card into a different IC card reader/writer, etc.
- Do not apply stickers, etc. to the au IC Card.
- Also, do not insert an au IC Card that is inserted into a conversion adapter. Doing so might cause a malfunction.
- Do not damage the au IC Card (by using the product in hot locations, dropping into fire, allowing the metal parts to come in contact with foreign objects, impacting the card, bending the card, or applying a load to the card, wetting, etc.). Doing so might cause loss of data or a malfunction.

## ■ **SIM eject pin (sample)**

- Do not insert the SIM eject pin (sample) into any hole other than the au IC Card tray hole and the RESET button hole. Doing so might cause a malfunction or damage.
- Do not apply excessive force to the SIM eject pin during use. Doing so might cause a malfunction or damage.
- When discarding, follow the respective local rules.
- Do not use the SIM eject pin (sample) for other than the purpose described in the manuals. Doing so might cause a malfunction or damage.
- Do not use the SIM eject pin (sample) in other mobile devices. Doing so might cause malfunction or damage of other mobile devices.

## ■ Copyrights and rights of portrait

- Neither all nor part of data that has been downloaded from the Internet using this product and to which third-party copyrights apply may be copied, distributed, publicly transmitted, or modified without the permission of the copyright holder, unless as permitted by copyright law for personal use or for quoting.

In addition, do not use or modify likenesses or names of individuals without their consent, as doing so may infringe on their rights of portrait.

## ■ Create backups of content stored on this product

- Please back up important content you registered to the product. Content recorded to the memory of the product might be deleted or altered by unknown factors such as static electricity, or by malfunction, repair, and mishandling, etc.

## Notes on Using Wireless LAN (Wi-Fi®) Functions

### Notes on Using Wireless LAN (Wi-Fi®)

- The 2.4 GHz band wireless LAN (Wi-Fi®) function of the product conforms to domestic wireless standards in Japan, FCC standards, and EC directives, and has obtained certification.  
Use of 2.4 GHz band wireless LAN (Wi-Fi®) functions may be restricted in some countries and regions. Check legal requirements when using this product in other countries and regions.
- The 5 GHz band wireless LAN (Wi-Fi®) function of the product conforms to the domestic radio wave standards, and has obtained certification. It can be used in Japan only.  
The 5 GHz band wireless LAN (Wi-Fi®) function cannot be used in any other country.
- The 2.4 GHz band used by wireless LAN (Wi-Fi®) is used by various other devices. Interference by other devices may result in the communication speed or communication range being decreased, or in disconnection of communications.
- Do not use the product in a place near electric products, AV or OA equipment, or other magnetized devices, or where electromagnetic waves are generated.
- Magnetism or radio waves may increase noises or disable communications (especially when using a microwave oven).
- Usage near TV or radios, etc. may interfere with reception, and the image on the TV screen may be disrupted.
- If there are multiple wireless LAN (Wi-Fi®) access points nearby that are using the same channel, then searching may not work correctly.
- Communication speeds or ranges vary depending on the distances between communication devices, obstacles, and connected devices.

## Radio Frequencies

The wireless LAN (Wi-Fi®) function (2.4 GHz band) in this product uses the 2.4 GHz band, comprising frequencies from 2.402 GHz to 2.480 GHz.

You can confirm frequency band information with the following operation.

**On the home screen → [About Device]**

- Wireless LAN (Wi-Fi®) function: 2.4DS/OF4



2.4DS/OF4

This product uses the 2.4 GHz band.

DS-SS and OFDM are used as the other modulation schemes. The interference distance is approximately 40 m or less.

This enables avoidance of bands of mobile unit identification devices.

Available channels for the product's 2.4 GHz wireless LAN (Wi-Fi®) are between 1 to 13.

Available channels may vary depending on the country.

Check with the airline before use in an aircraft.

### ■ Cautions on using 2.4 GHz-band wireless LAN (Wi-Fi®)

The wireless LAN (Wi-Fi®) functionality of this product uses both the 2.4 GHz and 5 GHz bands. The 2.4 GHz frequency band is also used by not only home electrical appliances such as microwave ovens, devices for industrial, scientific and medical uses, other similar wireless stations, but also in-plant wireless stations for mobile unit identification that require a license to use such as factory production lines, as well as small power wireless stations that do not require licenses, and amateur wireless stations (collectively called "other wireless stations" from here on).

1. Before using the product, make sure that "other wireless stations" are not in operation nearby.
2. In the event that instances of radio wave interference have occurred between the product and "other wireless stations", immediately either relocate the product or stop operation of the device (stop emission of radio waves).
3. If you are unclear on any points or have any concerns, contact an au shop or Customer Center.

## ■ Cautions on using 5 GHz-band wireless LAN (Wi-Fi®) function

The 5 GHz frequency band uses three channels of the 5.2 GHz/5.3 GHz/5.6 GHz bands (W52/W53/W56).

- W52 (5.2 GHz band/36, 40, 44, 48 ch)
- W53 (5.3 GHz band/52, 56, 60, 64 ch)
- W56 (5.6 GHz band/100, 104, 108, 112, 116, 120, 124, 128, 132, 136, 140 ch)

If your wireless LAN (Wi-Fi®) device does not support the 5 GHz band, set the product to use the 2.4 GHz band.

Communications using the 5.2 GHz and 5.3 GHz bands (W52/W53) outdoors are prohibited by the Radio Law.

If weather radar or other similar frequencies are detected when this product is using 5 GHz wireless LAN (Wi-Fi®), then the DFS function will operate and switch the product to use a different wireless LAN (Wi-Fi®) 5 GHz channel in order to prevent radio interference. During DFS checks, wireless LAN (Wi-Fi®) functionality will be temporarily interrupted.

- Connection operations between the product and all wireless LAN (Wi-Fi®) devices have not been confirmed. Accordingly, connections with all wireless LAN (Wi-Fi®) devices cannot be guaranteed.
- The product supports security features for wireless communications that are compliant with the wireless LAN (Wi-Fi®) standard specifications, but the security may not be sufficient depending on the usage environment and configuration. Be careful when using data communications using wireless LAN (Wi-Fi®).
- Wireless LAN (Wi-Fi®) has the advantage that it can be freely connected anywhere within the range of radio waves, as it uses radio waves for exchanging information. At the same time, there is a risk that if security settings have not been configured, a malicious third party may obtain unauthorized access. It is recommended that you use your own judgment and take the responsibility of setting your security settings.
- The Company shall in no way assume any responsibility for leakage of data or information that may occur during wireless LAN (Wi-Fi®) communications.

## Voluntary Control of Radio Wave Interference

This product satisfies technical requirements based on VCCI Rules for Voluntary Control Measures and its satisfied mark is displayed on the electronic nameplate of the product.

You can see the electronic nameplate by operating the product as follows.

**On the home screen** → **[About Device]**

## PIN Code

### ■ PIN Code

To prevent unauthorized use of the au IC Card by a third party, you can set the product to require PIN code entry every time the power is turned on. You also need to enter PIN code when setting whether PIN code entry is required.

If PIN code is incorrectly entered three times consecutively, the PIN code will be locked. You can unlock the PIN code using PUK code.

- At the time of purchase, the PIN code is "1234", and entry requirement is "not required". You can change the PIN code to any 4- to 8-digit number and the entry requirement to "required" if necessary.

To use the product with a PIN code "required", be sure to change the PIN code to your own number you have chosen.

### ■ PUK Code

In case PIN code is locked, you can unlock it by entering PUK code.

- PUK code is an 8-digit number given at the time of purchase, which is printed on the back side of the plastic card on which your au IC Card is attached.
- After entering PUK code, you need to set a new PIN code.
- If PUK code is incorrectly entered ten times consecutively, contact an au shop, Toyota store or Customer Center.
- "PIN code" is not reset by initializing the product.

## **Cautions in Data Communications Charges**

- Since a constant Internet connection is possible with the product, data communications may be performed automatically.
- To configure various settings on the product, communications over the Internet connection will be required, for which data communication charges will apply.

## **Export Administration Regulations**

The product and its accessories may be subject to the Japan Export Administration Regulations ("Foreign Exchange and Foreign Trade Law" and its related laws). In addition, U.S. Re-export Regulations (Export Administration Regulations) may apply to the product and its accessories. To export and re-export the product and its accessories, take the required measures on your responsibility and at your expenses. For details on the procedures, contact the Ministry of Economy, Trade and Industry or the U.S. Department of Commerce.



# Intellectual Property Rights

## ■ Trademarks

The company names and product names appearing in this manual are trademarks or registered trademarks of their respective holders.



- USB Type-C™ is a trademark of USB Implementers Forum.
- Wi-Fi®, Wi-Fi CERTIFIED logo, Wi-Fi Protected Access® (WPA) and Wi-Fi Protected Setup logo are registered trademarks of Wi-Fi Alliance®.
- Wi-Fi CERTIFIED™, WPA2™ and Wi-Fi Protected Setup™ are trademarks of Wi-Fi Alliance®.
- The official name for Microsoft® Windows® is Microsoft® Windows® Operating System.
- Microsoft®, Windows®, Internet Explorer® and Microsoft Edge® are trademarks or registered trademarks of Microsoft Corporation in the U.S.A. and other countries.
- Mac, macOS, iPhone, iPod touch, iPad, iPad mini and Safari are trademarks or registered trademarks of Apple Inc. in the US and other countries.
- The trademark "iPhone" is used with a license from AIPHONE CO., LTD.
- iOS is a trademark or registered trademark of Cisco in the U.S. and other countries and is used under license.
- QR code is a registered trademark of DENSO WAVE INCORPORATED.
- Google™, Android™, and Google Chrome™ are trademarks of Google LLC.
- All other company names and product names are trademarks or registered trademarks of the respective companies.

## ■ Open Source Software

- This product includes software based on GNU General Public License (GPL) and other licenses. For details on licenses of applicable software, refer to the following website.

**<http://k-tai.sharp.co.jp/support/developers/oss/shd31/index.html>**

(Japanese)

- Source codes of software based on GPL can be referred to on the following website for free. For details, refer to the following website.

**<http://k-tai.sharp.co.jp/support/developers/oss/shd31/index.html>**

(Japanese)

## ■ License

### 【OpenSSL License】

Copyright © 1998-2009 The OpenSSL Project. All rights reserved.

This product includes software developed by the OpenSSL Project for use in the OpenSSL Toolkit. (<http://www.openssl.org/>)

THIS SOFTWARE IS PROVIDED BY THE OpenSSL PROJECT "AS IS" AND ANY EXPRESSED OR IMPLIED WARRANTIES, INCLUDING, BUT NOT LIMITED TO, THE IMPLIED WARRANTIES OF MERCHANTABILITY AND FITNESS FOR A PARTICULAR PURPOSE ARE DISCLAIMED. IN NO EVENT SHALL THE OpenSSL PROJECT OR ITS CONTRIBUTORS BE LIABLE FOR ANY DIRECT, INDIRECT, INCIDENTAL, SPECIAL, EXEMPLARY, OR CONSEQUENTIAL DAMAGES (INCLUDING, BUT NOT LIMITED TO, PROCUREMENT OF SUBSTITUTE GOODS OR SERVICES; LOSS OF USE, DATA, OR PROFITS; OR BUSINESS INTERRUPTION) HOWEVER CAUSED AND ON ANY THEORY OF LIABILITY, WHETHER IN CONTRACT, STRICT LIABILITY, OR TORT (INCLUDING NEGLIGENCE OR OTHERWISE) ARISING IN ANY WAY OUT OF THE USE OF THIS SOFTWARE, EVEN IF ADVISED OF THE POSSIBILITY OF SUCH DAMAGE.

### 【Original SSLeay License】

Copyright © 1995-1998 Eric Young ([ey@cryptsoft.com](mailto:ey@cryptsoft.com)) All rights reserved.

This product includes cryptographic software written by Eric Young ([ey@cryptsoft.com](mailto:ey@cryptsoft.com))

THIS SOFTWARE IS PROVIDED BY ERIC YOUNG "AS IS" AND ANY EXPRESS OR IMPLIED WARRANTIES, INCLUDING, BUT NOT LIMITED TO, THE IMPLIED WARRANTIES OF MERCHANTABILITY AND FITNESS FOR A PARTICULAR PURPOSE ARE DISCLAIMED. IN NO EVENT SHALL THE AUTHOR OR CONTRIBUTORS BE LIABLE FOR ANY DIRECT, INDIRECT, INCIDENTAL, SPECIAL, EXEMPLARY, OR CONSEQUENTIAL DAMAGES (INCLUDING, BUT NOT LIMITED TO, PROCUREMENT OF SUBSTITUTE GOODS OR SERVICES; LOSS OF USE, DATA, OR PROFITS; OR BUSINESS INTERRUPTION) HOWEVER CAUSED AND ON ANY THEORY OF LIABILITY, WHETHER IN CONTRACT, STRICT LIABILITY, OR TORT (INCLUDING NEGLIGENCE OR OTHERWISE) ARISING IN ANY WAY OUT OF THE USE OF THIS SOFTWARE, EVEN IF ADVISED OF THE POSSIBILITY OF SUCH DAMAGE.

## ■ Windows Notations

In this manual, operating systems (Japanese editions) are abbreviated as follows.

- Windows 10 is an abbreviation of Microsoft® Windows® 10 (Home, Pro, Enterprise and Education).
- Windows 8.1 is an abbreviation of Microsoft® Windows® 8.1, Microsoft® Windows® 8.1 Pro, and Microsoft® Windows® 8.1 Enterprise.

# For inquiries, call:

## Customer Center


For general information (7 days a week / toll free)

Business hours: 9:00 to 20:00



From au mobile phones:

**157** area code not required

From non-au mobile phones / general subscriber phones:

 **0077-7-111**

In case above numbers are not available, call toll-free:

 **0120-977-033** (except Okinawa)     **0120-977-699** (Okinawa)


## In case of theft, loss, or malfunction (7 days a week / toll free)

Business hours: 24 hours


From au mobile phones:

**113** area code not required

From non-au mobile phones / general subscriber phones:

 **0077-7-113**

In case above numbers are not available, call toll-free:

 **0120-925-314**

## Corporate Customer Center (For corporate contractors)

For general information (toll free)


Business hours: 9:00 to 19:00 (Weekday), 9:00 to 18:00 (Saturday, Sunday, Holiday)

\*Except during the year change period

From au mobile phones:

 **0077-7041**

From non-au mobile phones / general subscriber phones:


 **0120-925-041**

## Repair and Delivery Support Center

For theft, loss, or malfunction (toll free)


Business hours: 9:00 to 20:00 (7 days a week)

From au mobile phones / non-au mobile phones / general subscriber phones:

 **0120-925-919**



モバイル・リサイクル・ネットワーク  
携帯電話・PHSのリサイクルにご協力。

Cell phone and PHS operators collect and recycle unused telephones, batteries and battery chargers at stores bearing the  logo regardless of brand and manufacturer to protect the environment and reuse valuable resources.

