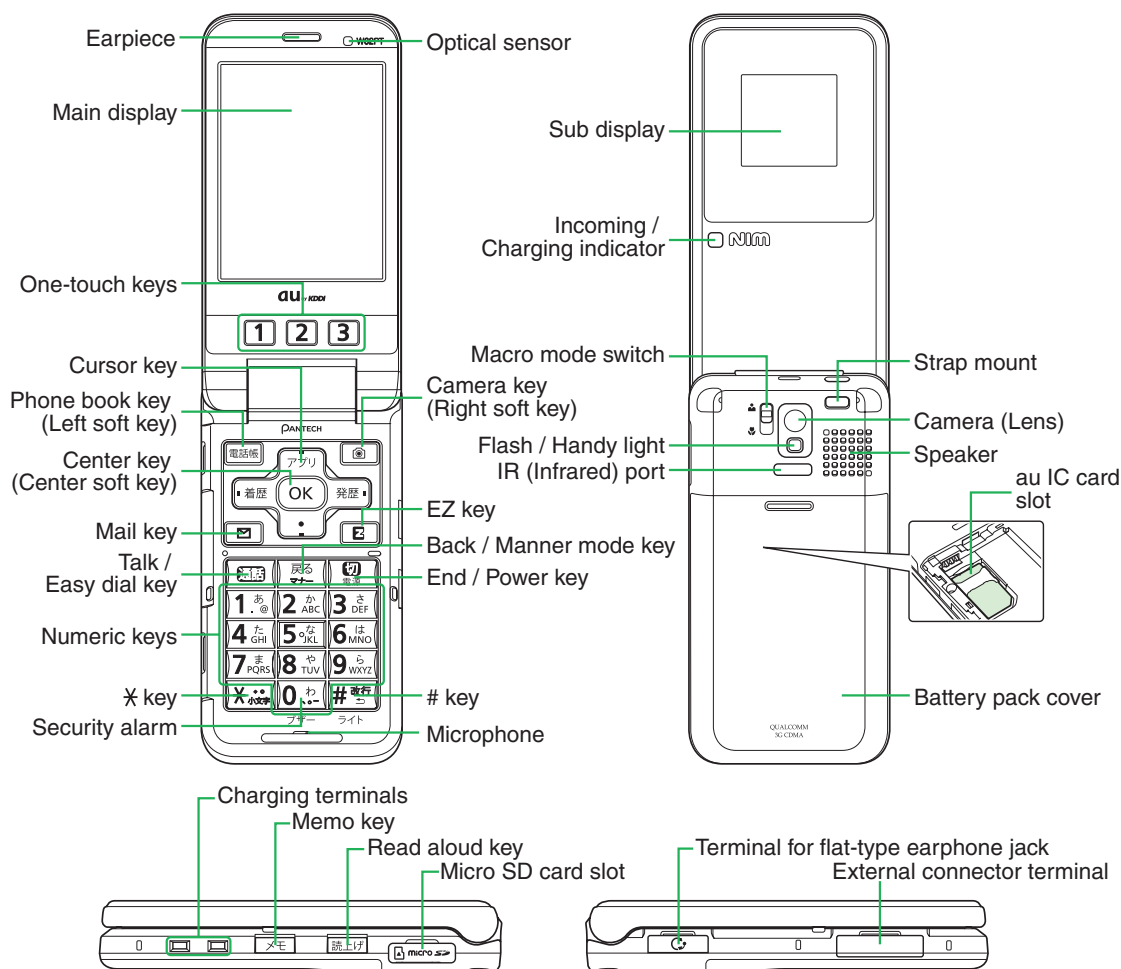


# English Simple Manual(簡易英語版)



## Turning the Power On and Off

### Turning the Power On

Hold down for more than one second.

### Turning the Power Off

Hold down for more than two seconds.

## Checking Your Own Phone Number and E-mail Address

From the stand-by screen: press → press .

## Making/Answering a Call

### Making a Call

From the stand-by screen: enter the phone number → press .

To end the call: press .



### Answering a Call

Press while the phone is ringing.




To adjust the earpiece volume during a call: use .

## Storing/Recalling an Entry in the Phone Book

### Storing an Entry






From the stand-by screen: press  twice → enter the data → press  (register).

### Recalling an Entry






From the stand-by screen: press  to display the Name Search screen → use  to select the name → press  (select) to display the details.

## Using the Camera (Photos/Movie Clips)

### Taking a Photo















From the stand-by screen: press  → press / → press  (shoot) to take a picture → press  (save) to save the picture.

### Recording a Movie Clip

From the stand-by screen: press  → press  → press  (record) to start recording → press  (stop) to stop recording → press  (save) to save the movie clip.

## Making an International Call






Ex: To call 212-123-△△△△ in the USA

 →  →  →  → △△△△ → press .

↑ International access code      ↑ Country code (USA)      ↑ Area code      ↑ Phone number

## Voicemail Guidance in English

You can play the voicemail service operation instructions in English.

From the stand-by screen: press  → press  → press .

## Other Handy Features

### Manner Mode

- Setting Manner Mode

From the stand-by screen: hold down  for more than one second.

- Cancelling Manner Mode


From the stand-by screen: hold down  for more than one second.

### Voice Memo

- Setting Voice Memo

From the stand-by screen: hold down  (memo) for more than one second.

- Cancelling Voice Memo

From the stand-by screen: hold down  (memo) for more than one second.



### Note

For inquiries, please contact the au Customer Service Center (General Information)

- If you are calling from a landline phone:  0077-7-111 (toll free)
- If you are calling from an au mobile phone: 157 (toll free)