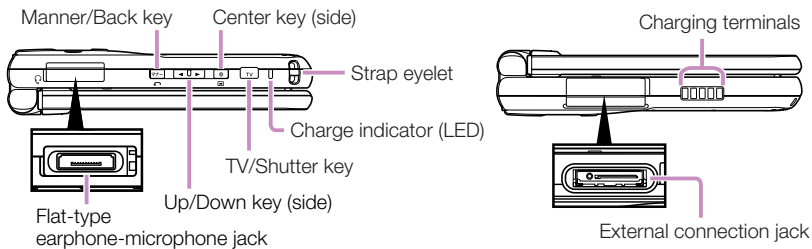
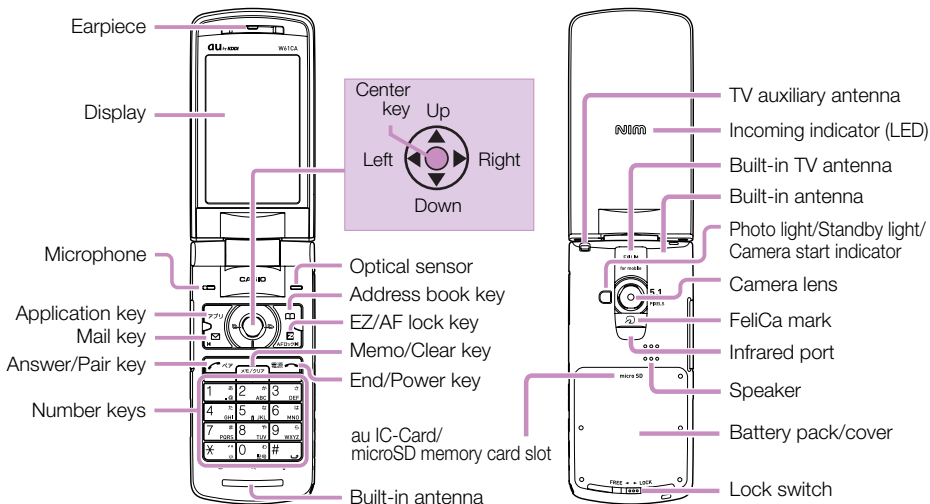


English Simple Manual (簡易英語版)



● Turning Power On and Off

● Turning Power On

Hold down for at least a few seconds.

● Turning Power Off

Hold down for at least a few seconds.

● Checking Your Own Phone Number and E-mail Address

From the stand-by screen: Press . ▶ Press .

● Making and Answering a Call

● Making a Call

From the stand-by screen: Enter the phone number you want to call. ▶ Press .

To end a call: Press .

● Answering a Call

When the phone starts ringing, press .

To adjust the earpiece volume during a call: Use .

● Storing and Recalling an Address Book Data

● Storing Data

From the stand-by screen: Hold down for at least one second.

- ▶ Use to select the Address Book record you want to edit. ▶ Press [編集] (Edit).
- ▶ Enter the data. ▶ Press [登録] (Reg).

● Recalling Data

From the stand-by screen: Press to display the Address No. Search screen.

- ▶ Use to select the address no. for the record you want.
- ▶ Use to select the name of the record.
- ▶ Press [表示] (Disp) to view the record in detail.

● Using the Camera (Movie and Snapshot)

● Recording a Movie Clip

From the stand-by screen: Hold down for at least one second and then press [ムービー] (Movie).

- ▶ Press [録画] (Rec) or to start recording. ▶ Press [終了] (End) to stop recording.
- ▶ Press [保存] (Save) to store the movie.

Press (II) (Pause) during recording to pause recording.

Press [フォト] (Photo) in the Movie mode to change to the Photo mode.

● Taking a Snapshot

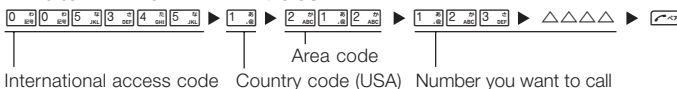
From the stand-by screen: Hold down for at least one second.

- ▶ Press [シャッター] (Shutter) or to take a snapshot.
- ▶ Press [保存] (Save) to store the photo.

Press [ムービー] (Movie) in the Photo mode to change to the Movie mode.

● Making an International Call

Ex: To call 212-123-△△△△ in the USA



● English Voice Mail Answering Messages

You can configure Voice Mail to play operation instructions and answering messages in English.

From the stand-by screen: Press . ▶ Press . ▶ Press . ▶ Press . ▶ Press .

● Other Handy Features

● Manner Mode

From the stand-by screen: Hold down for at least one second.

Repeat the above operation to disable the Manner mode.

● Take A Message Feature (Voice Recording)

From the stand-by screen: Hold down for at least one second.

Repeat the above operation to disable the Take A Message feature.

For inquiries, please contact

au Customer Service Center (General Information)

- If you are calling from a landline phone: 0077-7-111 (toll free)
- If you are calling from an au mobile phone: 157 (toll free)