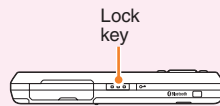
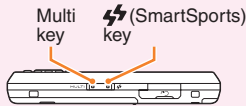
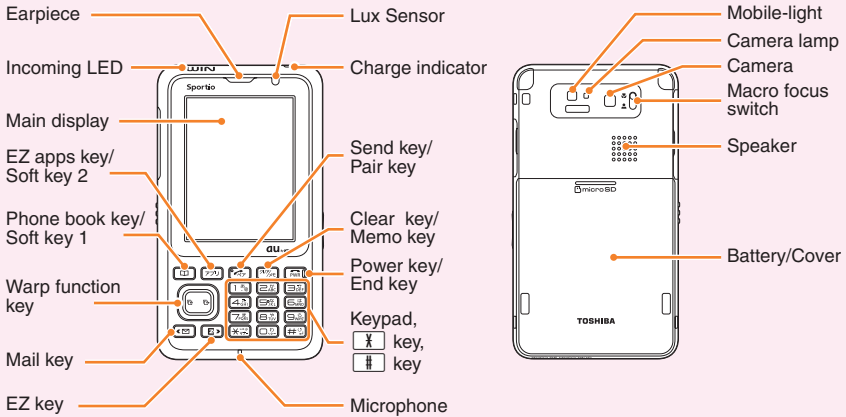


# Sportio

## English Simple Manual



### Turning the Power On and Off

- Turning the Power On  
Press and hold for more than one second.
- Turning the Power Off  
From the stand-by screen: press and hold for more than three seconds.

### Checking Your Own Phone Number and E-mail Address

From the stand-by screen: press ➔ press .

### Making/Answering a Call

- Making a Call  
From the stand-by screen: enter the phone number ➔ press .
- To end the call: press .
- Answering a Call  
Press while the phone is ringing.
- To adjust the earpiece volume during a call: press ➔ press [OK].

## Storing/Recalling an Entry in the Phone Book

### ● Storing an Entry

From the stand-by screen: press and hold for more than one second ➔ press to select the item ➔ press [選択](Select) to enter the data ➔ press [登録](Add).

### ● Recalling an Entry

From the stand-by screen: press to display the Name Search screen ➔ press to select the name ➔ press [詳細](Detail) to display the entry's details screen.

## Using the Camera (Movie Clips/Photos)

### ● Recording a Movie Clip

From the stand-by screen: press ➔ press to select [カメラ](Camera) ➔ press [選択](Select) ➔ press [録画](Rec) to start recording ➔ press [保存](Save) to save the movie.  
To stop recording: press [停止](Stop) during recording.

### ● Taking a Photo

From the stand-by screen: press ➔ press to select [カメラ](Camera) ➔ press [選択](Select) ➔ press [撮影](Shot) to take a photo ➔ press [保存](Save) to save the photo.

## Making an International Call

Ex: To call 212-123-△△△△ in the USA

➔ ➔ ➔ ➔ ➔ Press .

↑ International access code      ↑ Country code (USA)      ↑ Area code      ↑ Phone number

## English Announcement Function

You can play Voice Mail Service operation instructions and answering messages in English.

From the stand-by screen: press ➔ press ➔ press ➔ press ➔ press .

## Other Handy Features

### ● Setting the Manner Mode

From the stand-by screen: press and hold for more than one second.

To cancel Manner mode: press and hold for more than one second from the stand-by screen.

### ● Setting the Voice Memo

From the stand-by screen: press and hold for more than one second.

To cancel the Voice Memo: press and hold for more than one second from the stand-by screen.

### For inquiries, please contact

au Customer Service Center (General Information)

● If you are calling from a landline phone: ☎ 0077-7-111 (toll free)

● If you are calling from an au mobile phone: 157 (toll free)