



**Be sure to read this manual before use**

# AQUOS *SERIE* mini

## SHV31

### Notes on Usage

- In this manual, the "AQUOS *SERIE* mini SHV31" is abbreviated as the "SHV31" or the "product".
- In this manual, "microSD™ memory card (commercially available)", "microSDHC™ memory card (commercially available)" and "microSDXC™ memory card (commercially available)" are abbreviated as "microSD memory card" or "microSD".
- For illustrations and descriptions in this manual, refer to "Basic Manual" available on the au homepage and on the product.

## Exemptions

- The Company is not liable for any damages arising from earthquakes, lightning, storms, floods or other natural disasters, as well as fires, actions by third parties, other accidents, intentional or mistaken operation by the customer, or use under other unusual conditions outside the responsibility of the Company.
- The Company is not liable for any incidental damages (change/disappearance of saved content, loss of business income, disruption of business, etc.) arising from use of or inability to use the product. It is recommended that you keep a copy of important phone numbers etc.
- The Company is not liable for any damages arising from failure to observe the described content of this manual.
- The Company is not liable for any damages arising, for example, from malfunction caused by combination with connected devices or software not related to the Company.
- Captured image data or downloaded data may sometimes be altered or lost due to faults, repair or other handling of the product. The Company is not liable for any damage or lost income resulting from recovery of these data.
- It is recommended you keep a copy of important data on your PC's hard disk, etc. Whatever the cause of the defect or malfunction may be, the Company assumes no responsibility for alteration or loss of saved data.
- \* "The Company" as appears in this manual refers to the following companies:  
Sold by: KDDI CORPORATION, OKINAWA CELLULAR TELEPHONE COMPANY  
Manufactured by: SHARP CORPORATION

- Reproduction of the content of this manual in part or in whole is prohibited.
- The content of this manual is subject to change without notice.
- Every effort has been made in the preparation of this manual. Should you notice any unclear points, omissions, etc., feel free to contact us.




## Safety Precautions (Observe Strictly)

- Before using the product, thoroughly read these safety precautions for proper use. After reading, store the precautions in a safe place.

These "Safety Precautions" describe instructions that should be observed to prevent damage to property or injury to the customer or others using the product.

These instructions are divided into the following categories.

### ■ Explanation of Indications Used in This Manual







 <b>DANGER</b>	This symbol indicates the potential and imminent danger of death or serious injury* <sup>1</sup> to a person.
 <b>WARNING</b>	This symbol indicates the possibility of death or serious injury* <sup>1</sup> to a person.
 <b>CAUTION</b>	This symbol indicates the possibility of personal minor injury* <sup>2</sup> to a person or physical damage* <sup>3</sup> .

\*1 Serious injury: This refers to loss of sight, injury, burns (high- and low-temperature), electric shock, broken bones, injuries with residual aftereffects from poisoning, etc., and injuries requiring hospital admission for treatment or long-term hospital attendance as an outpatient.

\*2 Minor injury: This refers to injuries, burns (high- and low-temperature), electric shock, etc. that do not require hospital admission for treatment or long-term hospital attendance as an outpatient.

\*3 Physical damage: This refers to extended damage to buildings, furniture, livestock or pets.

## ■ Explanation of Graphic Symbols Used in This Manual

 Prohibited	<p>Indicates an action that is not allowed.</p>	 Wetting with water prohibited	<p>Indicates that use in a place where the product is likely to get wet or allowing the product to get wet is not allowed.</p>
 Wet hands prohibited	<p>Indicates that handling with wet hands is not allowed.</p>	 Instruction	<p>Indicates an action that must be done.</p>
 Disassembly prohibited	<p>Indicates that disassembly is not allowed.</p>	 Disconnect plug from power outlet	<p>Indicates that the power plug must be disconnected from the power outlet.</p>

## ■ Precautions Common to the Main Unit, Charger, au Nano IC Card 04, Peripheral Devices



# DANGER

**Be sure to read the following hazards before use.**



Instruction

Be sure to use only the specified peripheral devices. Use of other peripheral devices might cause overheating, ignition, rupture, fault, or leakage of liquid.



Prohibited

Do not use, store or leave the product in hot places (e.g. by the fire, near a heater, under a kotatsu, in direct sunlight, in a car in the hot sun). Doing so might cause ignition, rupture, fault, fire or injury.



Instruction

Before entering an area where flammable gas is generated such as a gas station, be sure to turn off the product. Do not charge the battery. Failure to observe these precautions might cause the gas to catch fire. In addition, when using Osaifu-Keitai® payment function at a gas station, be sure to turn off the power in advance. (If Osaifu-Keitai® has been locked, cancel the lock before turning off the power.)



Prohibited

Do not put the product in a cooking apparatus such as microwave oven or a pressure vessel. Doing so might cause leakage of liquid, ignition, rupture, fault, fire or injury.



Prohibited

Do not throw the product into a fire or heat it. Doing so might cause ignition, rupture or fire.



Prohibited

Do not short-circuit the external connection jack and the earphone/microphone jack. Do not allow conductive foreign objects (metal fragments, pencil leads, etc.) to come into contact with or get inside a jack. Doing so might cause a fire, burns, a fault due to heat generation.



Prohibited

When using a metal accessory etc., do not allow the metal part to come in contact with the connection jack or power outlet. Doing so might cause electric shock, ignition, injury or a fault.



Prohibited

Do not expose the camera lens to direct sunlight for an extended period. Doing so might cause ignition, rupture or fire by the light-collecting mechanism of the lens.



Disassembly prohibited

The customer is not allowed to disassemble, modify or repair the product. Doing so might cause a fault, ignition, electric shock, or injury. The Company is not liable even in the event of any nonconformities arising on the product or peripheral devices as a result of modification, etc. Modification of the product is in violation of the Radio Law.



# WARNING

**Be sure to read the following warnings before use.**



Prohibited

Do not drop or subject to strong impact, such as throwing. Doing so might cause rupture, overheating, ignition or a fault.

---



Prohibited

Do not use outside when you can hear thunder. Doing so might risk lightning strikes and electric shock.

---



Prohibited

Do not let your hands, fingers and other parts of the body touch the external connection jack or earphone/microphone jack. Doing so might cause electric shock, injury or a fault.

---



Prohibited

If the product is damaged because it is dropped or something, and its display or camera lens cover is cracked or internal parts are exposed, do not touch the cracked pieces or exposed parts with your hands. Doing so might cause electric shock or injury from damaged parts. Immediately discontinue use and contact an au shop or Keitai Guarantee Service Center.

---



Prohibited

Never connect the microUSB plug when the product or specified charger (sold separately) is wet.

While the product is water resistant, any water or foreign matter on the product or microUSB plug when inserting the microUSB plug while wet might cause electric shock or short circuit/corrosion causing abnormal overheating, burnout, fire, burns, or a fault.

---



Wetting with water prohibited

Although the product has waterproof capability, do not use if liquid such as water gets inside the product from the au Nano IC Card 04/microSD memory card cover, etc. Continued use of the product in this state might cause overheating, ignition or a fault.

---



Instruction

If charging is not completed after the specified charging time, stop charging. Failure to do so might cause leakage of liquid, overheating, rupture or ignition.



Prohibited

Do not leave in places within the reach of small children. Small children might swallow part of the equipment by mistake and choke on them, or might drop them by mistake and cause accidents or injury.



## CAUTION

**Be sure to read the following cautions before use.**



Prohibited

Do not store the product in places subject to direct sunlight (e.g. in automobiles), places that get hot, places that get extremely cold, and in humid or dusty places. Doing so might cause overheating, ignition, deformation or a fault.



Prohibited

Do not leave on unstable places such as rocky stands or tilting surfaces especially while the vibration mode is set. Dropping the product may cause injury or damage. Also, pay sufficient attention to impact, etc.



Prohibited

Do not cover or wrap the product with cloth, bedding, etc. while using or charging the product. Doing so might cause fire, fault or injury.



Prohibited

Do not touch the product or specified chargers (sold separately) for a long time while charging. Doing so might cause low-temperature burns.



Prohibited

Do not use power outlets or wiring apparatus beyond its rating. Also, exceeding rating, for example, by connecting multiple devices to a single power strip might cause overheating and fire.



Prohibited

Do not place near corrosive chemicals or in places where corrosive gas is generated. Doing so might cause a fault or loss of internal data.



Instruction

Stop use if there is smoke, abnormal odor or noise, excessive overheating, or other abnormalities.

During charging, disconnect the specified charger (sold separately) from the power outlet or the socket, make sure that the product is not overheating before turning the power off and contact an au shop or Keitai Guarantee Service Center. Also, if you have dropped or damaged the product, do not continue to use it in that state, and contact an au shop or Keitai Guarantee Service Center.

---



Instruction

When inserting an earphone, etc. into the product, adjust the volume to the proper level. Setting too loud a volume or using the earphone continuously for a long period of time might adversely affect your ears. Also, raising the volume too high might prevent you from hearing sounds around you, which might in turn lead to a traffic accident at a railroad crossing or pedestrian crossing.

---



Instruction

When adjusting the volume with an earphone, etc. inserted into the product, raise the volume a little at a time. If you raise the volume too much from the outset, sudden loud noise from the earphone, etc. might adversely affect your ears.

---



Instruction

When using a charger or external device, insert/remove the connector straight to/from the jack. Inserting/removing in an incorrect orientation might cause damage or a fault.

---



Instruction

When small children use the equipment, have the guardian teach them the proper handling procedures so as to avoid potential dangerous situations. In addition, check that they are using the equipment as directed during use. Failure to do so might cause injury etc.



## ■ Main Unit



### **DANGER**

**Be sure to read the following hazards before use.**



Prohibited

Do not puncture the product with a nail, hit it with a hammer or step on it.

Doing so might cause leakage, overheating, rupture or ignition of the internal battery.



### **WARNING**

**Be sure to read the following warnings before use.**



Instruction

Be careful not to have the product bitten by your pet.

Failure to do so might cause leakage, overheating, rupture or ignition of the internal battery or fire or injury.



Prohibited

Do not use a cell phone while driving a car or riding a motorbike or bicycle. Doing so may cause a traffic accident. Use of a cell phone while driving a car or motorbike is prohibited by law. Use of a cell phone while riding a bicycle may be punishable by some regulations.



Instruction

Follow the instructions given by the respective medical institution regarding the use of the product in a hospital. Turn off the product in areas where the use of cell phones is prohibited. Failure to do so might cause interference with the operation of electronic devices and electronic medical devices.



Instruction

Turn off the product or set it to Airplane mode before going aboard an airplane. Since using the product on airplanes is restricted, follow the instructions given by the respective airlines. If you commit a prohibited act while using the product on an airplane, you might be punished by law.



Instruction

When using the product near an implanted pacemaker, implanted cardioverter-defibrillator or other electronic medical device, radio waves might affect these units and devices. So, please observe the following.

1. Those with an implanted pacemaker or implanted cardioverter-defibrillator should carry or use the product at least 15 cm away from where the implant is.
  2. Change to Airplane mode on the product beforehand or turn the product off before entering a place where it may not be possible to maintain a distance of 15 cm, such as where movement is restricted, since there may be people with a cardiac pacemaker or implanted cardioverter-defibrillator nearby.
  3. When a medical institution has laid down designated areas where use of the product is prohibited or is not allowed to be brought in, abide by the instructions of that medical institution.
  4. When using electronic medical devices other than an implanted pacemaker and implanted cardioverter-defibrillator outside a medical institution (e.g. home medical treatment), check individually with the manufacturer of the electronic medical device regarding the influence of radio waves.
- 



Instruction

Stay alert to your surroundings when calling, messaging, browsing the Internet, shooting photos, playing games, watching TV (1Seg) or listening to music. Failure to do so might cause a fall or traffic accident.

---



Prohibited

Do not send data by infrared communication with the infrared port pointing toward eyes. Doing so might affect eyes. Also, sending data with the infrared port pointing toward some other infrared device might cause false operation, etc.

---



Prohibited

Do not point the illuminated light directly at someone's eyes. Be especially careful not to shoot small children from a very close distance. Do not use Mobile light near people's faces. Eyesight may be temporarily affected leading to accidents.

---



Prohibited

Do not light the mobile light toward a driver of a car, motorbike or bicycle. If dazzled by the light, the driver might become unable to drive and cause an accident.



Instruction

Sometimes, very rarely some people demonstrate symptoms such as temporary muscle spasms, loss of consciousness, etc. by watching repeatedly flickering screens. Those with a past history of this should consult with a physician beforehand.



## CAUTION

**Be sure to read the following cautions before use.**



Prohibited

Use of the main unit in an automobile might sometimes affect on-vehicle electronic devices, though this rarely happens. If this happens, do not use since this may impair safe travel.



Instruction

If you feel any abnormality with your skin, immediately consult a dermatologist. Itching, rashes, eczema, etc. sometimes occurs depending on your physical constitution and condition.

The materials of parts used on the product are as follows.

Part	Material	Surface treatment
Outer case (side of display)	PA resin - GF45%	Acrylic UV cured coating
External connection jack (metal exterior)	SUS	None
External connection jack (metal terminal reinforcement)	SUS	None
External connection jack (resin terminal portion)	PA resin	None
External connection jack (terminal connection)	Copper alloy	None
Back cover	PC + ABS resin	Acrylic UV cured coating

Part	Material	Surface treatment
au Nano IC Card 04/microSD memory card cover (body)	PC resin	Acrylic UV cured coating
au Nano IC Card 04/microSD memory card cover (hinge)	Elastomer resin	None
au Nano IC Card 04/microSD memory card cover (seal)	Silicon rubber	None
au Nano IC Card 04 tray	POM resin	None
IMEI tray	POM resin	None
Earphone/Microphone jack	Aluminum	Anodized
Power key	Aluminum	Anodized
Volume up/down key	PC resin	Acrylic UV cured coating
Display	Reinforced glass	None
Camera lens cover	Reinforced glass	Anti-smudge coating/AR coating
Camera lens fringe	Aluminum	Anodized
Mobile light lens cover	PC resin	None
Infrared port cover	PMMA resin	Hard coating
Protective display film	PET	Hard coating, fingerprint-resistant coating



Prohibited

Do not bring the product close to magnetized objects such as cash cards, floppy disks, credit cards, and prepaid cards. Doing so might result in loss of recorded information.



Prohibited

Do not allow liquids, metal objects, burnable items, and other foreign matter to get inside the microSD memory card slot. Doing so might cause fire, electric shock, a fault, or injury.



Prohibited

Do not swing the product around by holding the strap, etc. Doing so might cause an accident or damage.



Instruction

Use the product with the au Nano IC Card 04/microSD memory card cover closed. If the cover is open, dirt or water may get inside causing a fault.

---



Instruction

If you have a weak heart, be careful when setting the incoming vibration and ringtone volume to prevent adverse effects on your heart.

---



Instruction

Pay attention to items becoming stuck to the main unit. The speaker uses magnets, and so thumbtacks, pins, craft knife blades, staples, and other metal objects sometimes become stuck to the main unit, and cause unexpected injury.

---



Prohibited

Do not put the product directly on sand at a beach, etc. Sand or other small particles might get inside the earpiece, mouthpiece, speaker or earphone/microphone jack causing the volume to drop. If sand gets inside the product, it might cause overheating or a fault.

---



Instruction

The product may become hot by prolonged use especially in high-temperature environment. Be careful when using the product touching your skin for a long time, as it might cause low-temperature burns.

---



Prohibited

When using the product for calling or data communication, do not keep the product in direct contact with your skin for a prolonged period, or do not cover the product with paper, cloth, bedding, etc. The product might get hot, causing fire, injury or a fault.

---

## ■ Internal Battery



**Li-ion00**

**(The internal battery of the product is a lithium-ion battery.)**

The internal battery is not fully charged at the time of purchase. Charge the battery before using the product.



**DANGER**

**Be sure to read the following hazards before use.**



Instruction

If the liquid leaking from inside gets on your skin or clothes, immediately rinse it off with water to avoid injury. If the liquid gets into your eyes, do not rub but wash your eyes with water, and immediately consult a doctor to avoid the risk of losing your eyesight.



Instruction

The internal battery is a consumable item. If the performance of the internal battery does not recover (e.g. the usable time after each charge has become extremely short), the internal battery is at the end of service life, so stop using it. Failure to do so might cause overheating, ignition, rupture or leakage. Since the battery is built-in type, the product will be kept at an au shop etc. and charges will be incurred for repair. Also, you may not use the product in certain period of time. Note that the length of service life varies depending on the usage condition, etc.

## ■ Charger



# WARNING

**Be sure to read the following warnings before use.**



Prohibited

Do not use at other voltages than the specified power supply voltage. Doing so might cause ignition, fire, overheating, electric shock or injury.

- Specified AC adapter (sold separately): 100 V AC to 240 V AC  
Do not charge with voltage converter for overseas travel.
- Specified DC adapter (sold separately): 12/24 V DC (for negative grounded vehicles only)



Instruction

Firmly insert the power plug of the specified charger (sold separately) into the power outlet or cigarette lighter socket down to the base of its pins. Incomplete insertion of the power plug might result in electric shock, overheating, ignition, fire, or injury. Do not use damaged specified charger (sold separately) or loose power outlets or cigarette lighter sockets.



Instruction

If the fuse in the common DC adapter 03 (sold separately) blows, replace it with a fuse of the specified type (250 V, 1 A). Replacing with a different type of fuse might cause overheating or ignition. (For information about fuse replacement, carefully read the manual for the common DC adapter 03 (sold separately).)



Prohibited

Do not damage, modify, twist, pull or place a heavy object on the cable of the specified charger (sold separately). Do not use a damaged cable. Doing so might cause electric shock or short circuit causing fire, a fault, or injury.



Prohibited

If you hear thunder, do not touch the AC adapter. Doing so might cause an electric shock as a result of a lightning strike.



Disconnect  
plug from  
power outlet

Before cleaning the specified charger (sold separately), unplug its power plug from the outlet or cigarette lighter socket. If the plug remains plugged in when you clean the charger, it might cause electric shock or short circuit causing fire, a fault, or injury.

---



Instruction

Wipe off dust on the power plug. Failure to do so might cause fire, burns or electric shock.

---



Instruction

Place the common DC adapter 03 (sold separately) where it does not hinder driving or safety equipment such as airbags. Failure to do so might cause a traffic accident. Place the common DC adapter 03 (sold separately) following the instructions of its manual.

---



Disconnect  
plug from  
power outlet

When the charger is not to be used for a long time, disconnect the charger's power plug from the power outlet or cigarette lighter socket. Failure to do so might cause fire or a fault.

---



Wetting  
with water  
prohibited

Specified chargers (sold separately) are not waterproof. Never use in places subject to direct splashing with water, pet urine, etc. or in humid places such as a bathroom. Doing so might cause overheating, fire, electric shock, or injury. In the event that a charger is splashed with liquid, immediately disconnect its power plug.

---



Wet hands  
prohibited

Do not plug in or unplug the specified charger (sold separately) with wet hands. Doing so might cause electric shock, a fault, or injury.





## CAUTION

**Be sure to read the following cautions before use.**



Disconnect  
plug from  
power outlet

When unplugging the power plug of the specified charger (sold separately) from the outlet or cigarette lighter socket, hold the charger to do so. If you pull the cable, it might be damaged, causing overheating, ignition, electric shock, or injury.

### ■ au Nano IC Card 04



## WARNING

**Be sure to read the following warnings before use.**



Prohibited

Do not put the au Nano IC Card 04 in a cooking apparatus such as a microwave oven or a pressure vessel. Doing so might cause melting, overheating, fuming, loss of data or a fault.



## CAUTION

**Be sure to read the following cautions before use.**



Instruction

Be careful not to injure your hand or finger when attaching/removing the au Nano IC Card 04.



Instruction

Use only the devices specified by the Company to insert the au Nano IC Card 04 in. Using a device not specified by the Company might cause loss of data or a fault.  
For the specified devices, contact an au shop or Customer Service Center.



Disassembly  
prohibited

Do not disassemble or modify the au Nano IC Card 04. Doing so might cause loss of data or a fault.

---



Prohibited

Do not use or leave the au Nano IC Card 04 in hot places such as by a fire or a heater. Doing so might cause melting, fuming, loss of data or a fault.

---



Prohibited

Do not throw the au Nano IC Card 04 into a fire or heat it. Doing so might cause melting, fuming, loss of data or a fault.

---



Prohibited

Do not touch the IC (metal) part of the au Nano IC Card 04 or short-circuit it. Doing so might cause loss of data or a fault.

---



Prohibited

Do not drop the au Nano IC Card 04 or subject it to strong impact. Doing so might cause loss of data or a fault.

---



Prohibited

Do not fold, bend or place a heavy object on the au Nano IC Card 04. Doing so might cause loss of data or a fault.

---



Wetting  
with water  
prohibited

Do not wet the au Nano IC Card 04. Doing so might cause loss of data or a fault.

---



Prohibited

Do not scratch the IC (metal) part of the au Nano IC Card 04.  
Doing so might cause loss of data or a fault.

---



Prohibited

Do not store the au Nano IC Card 04 in dusty places. Doing so  
might cause loss of data or a fault.

---



Prohibited

Do not store the au Nano IC Card 04 in places exposed to direct  
sunlight or hot and humid places. Doing so might cause loss of  
data or a fault.

---



Instruction

Store the au Nano IC Card 04 out of reach of small children.  
Accidental swallow might cause asphyxiation, injury, etc.

## Handling Precautions

These precautions are provided to ensure that performance can be fully demonstrated.

Thoroughly read these precautions to ensure correct use.

### ■ Precautions common to the main unit, internal battery, charger, au Nano IC Card 04, peripheral devices

- Do not apply excessive force to the product during use. Be sure not to put the product into a tightly packed bag or place a heavy object on the product in a bag. Sitting on the product in your pocket might damage the display or internal circuit board resulting in a malfunction.

Keeping an external device connected to the external connection jack might damage the connector resulting in a malfunction. Such damage and malfunction are not covered by the warranty, even if there is no external damage.

- To ensure waterproof property (equivalent to IPX5 and IPX7) of the product, use the product with the au Nano IC Card 04/microSD memory card cover tightly closed.

Note that the waterproof property is not guaranteed in every usage condition. Do not allow water to get inside the product or splash water on the charger or optional accessories. Do not open/close the au Nano IC Card 04/microSD memory card cover in the rain or with water drops on the surface of the product. Doing so might cause water intrusion resulting in internal corrosion.

Malfunctions determined to be caused by water intrusion are not covered by the warranty.

- Do not use the product in extremely hot, cold or humid places. (Use within an ambient temperature range of 5°C to 35°C and humidity range of 35% to 85%.)
  - Charger
  - Conversion cables

- Do not use the product in extremely hot, cold or humid places. (Use within an ambient temperature range of 5°C to 35°C and humidity range of 35% to 85%. Using at a temperature of 36°C to 40°C is allowed only when you use the product temporarily.)
  - SHV31
  - au Nano IC Card 04 (inserted into the SHV31)
- Do not use in places subject to lots of dust or vibration.
- Clean the product with a soft dry cloth (such as the type used for eyeglasses). Forceful rubbing with a dry cloth may scratch the display. The display may be stained if splash or smear is left attached to the surface. Wiping the product using alcohol, thinner, benzene, detergent, etc. might erase the printing on the outer casing or cause discoloration.
- Use as far away as possible from fixed-line phones, TVs and radios. Use nearby might affect them.
- The product may become warm while charging or during other operations, depending on the situation, but this is not abnormal.
- When the temperature of the product gets high during use, the product may temporarily lower the screen brightness or may stop part of its functions to protect the main unit.

## ■ Main unit

- Do not forcefully press, tap or intentionally subject the display to strong impact. Doing so might cause scratching or damage.
- Do not forcefully press sharp objects or hard objects against keys or display surface. Doing so might cause scratching or damage.


The touch panel is designed to be lightly touched by fingers. Do not apply strong pressure with your fingers or sharp-pointed objects (such as ballpoint pens and pins) on the touch panel.

In the following cases, the product may not respond to touching the touch panel, or errors in operation may occur.

- Operation with gloved hands
  - Operation with fingernails
  - Operation with a foreign object placed on the touch panel
  - Operation with a protective film or sticker on the touch panel
  - Operation with water drops left or condensation formed on the surface
  - Operation with wet or sweaty fingers
  - Operation under water
- Never use modified au cell phones. Use of a modified device violates the Radio Law.

You can perform the following operations to confirm the unique authentication and standard marks (including certification/authentication numbers) for the product.

On the home screen, "Apps Sheet" → [Settings] → [Device info] → [Authentication].

The product has acquired the certification of conformity with technical regulations for the specified radio station based on the Radio Law and certification of conformity with technical regulations for the terminal based on the Telecommunications Business Law, and the "Technical Conformity Mark " can be confirmed in the product as a certificate. Confirm contents of electrical certificates in the product for information on certification.

If the screws of the product are removed and modifications are made to the internal components, the certification of conformity with technical regulations will become invalid. Never use the product without the valid certification. Doing so violates the Radio Law.

- To prevent unlawful modification, the product has been designed so that it cannot be easily disassembled. Modifying the product is prohibited by the Radio Law.
- Contents saved in the product, such as contacts, mails and bookmarks might be altered or lost by an accident, fault, repair or mishandling. Be sure to keep a copy of important contents. Note that the Company assumes no responsibility for any damages or lost profits resulting from altered or lost contents.
- Note that content data (both charged or free content) saved on the product cannot be returned to the customer when the product is replaced for repair of a fault, for example.
- The product uses liquid crystal for its display. Therefore, note that seeing the display while wearing sunglasses with the polarization property might make it look darkened or distorted depending on the feature of the sunglasses or from what angle you see the display.
- The product uses liquid crystal for its display. The display response speed may become slow when the ambient temperature is low, which is due to the property of liquid crystal and not a malfunction. The display response speed will return to normal at room temperature.
- Although the display used on the product is made using high-precision technology, some pixels (dots) might be lit or out at all times. This is not a malfunction.
- Take care not to inconvenience people around you when you use the product in a public place.
- You are recommended to store copies of individual data such as still pictures/videos you took and music in your PC by sending each file as mail attachment, etc. Note, however, that you may not be able to make copies of some copyrighted data even by the above-mentioned means.
- Take care not to place magnetized items such as magnetic cards, speakers and TV sets near the product, as it might cause malfunction.  
Putting strong magnetism close to the product might cause false operation.

- When you put the product in your pocket or bag, take care so that the display does not come in contact with metal objects or other hard objects, as it might cause scratching or damage. Straps with metal or other hard parts that may come in contact with the display may cause scratching or breakage.
- When suddenly brought into a warm place from a cold place, or when in a humid location, or when used where temperature suddenly changes (e.g. near the air discharge port of an air conditioner), water drops (i.e. condensation) sometimes are formed inside the product. Note that when used under conditions such as this, humidity might cause corrosion or a fault.
- When wiping the display, wipe with a soft, dry cloth. Use of a moistened cloth, glass cleaner or other similar liquid might cause a fault.
- When connecting/disconnecting an external device to/from the external connection jack or earphone/microphone jack, make sure to insert/remove the connector or earphone plug of the external device straight to/from the jack.
- Note that applying unnecessary force with an external device connected to the external connection jack or earphone/microphone jack may cause damage.
- Do not discard the product together with regular trash. Please cooperate in the collection of the product when it is no longer needed to protect the environment and effectively use resources. Old products are collected at au shops and other places.
- Insert only a microSD memory card into the microSD memory card slot on the product.
- Do not exert excessive force when attaching/removing a microSD memory card. Doing so might injure your hands or fingers.
- While writing/reading data to/from a microSD memory card, do not subject the product to vibration or impact or turn off the power. Doing so might cause loss of data or a fault.
- When hearing the other party's voice, make sure that the earpiece is placed at the center of your ear. If the earpiece (audio output port) is closed by the ear lobe, it may be hard to hear the voice.



- Even if you cover the mouthpiece to make your voice inaudible to the other party, the other party can hear your voice.
- When using handsfree call, take care to keep the speaker at a safe distance from your ears, as the speaker volume may be too loud.
- Do not cover the light sensor with your finger or put a sticker on it. Doing so may hinder the light sensor from detecting the ambient brightness and functioning correctly.
- Do not put a sticker, etc. on the proximity sensor. Doing so may cause the sensor to malfunction and make the display always turned off while making a call or during a call.
- If you hold the phone to talk with hair covering your ear, the proximity sensor may malfunction. This may cause the display to remain on, allowing the call to be disrupted if the display is accidentally touched.
- If the display gets damaged, immediately stop use and contact an au shop or Keitai Guarantee Service Center. Keeping using it may cause injury.
- Putting a sticker, etc. on the display or a key may cause malfunction or shortened usage time. Also, doing so may damage the product.
- If you put magnetized objects, metal straps, etc. close to the product, the speaker section sometimes emits sounds. This is not a fault.
- Note that if you forcefully pull the au Nano IC Card 04/microSD memory card cover or apply excessive force on it, it may be damaged.
- Bright places such as under the direct sunlight sometimes make it hard to see the display. This is not a fault.

## ■ Touch panel

- Use your finger to operate the touch panel. Do not use ballpoint pens, pencils or other sharp-pointed objects. Using such objects does not only hinder correct operation of the touch panel, but also might cause scratching or damage to the display.
- Do not put stickers or sheets (e.g. commercially available protective films, peep prevention sheets) on the display. Doing so might hinder correct operation of the touch panel.
- Operating the touch panel with fingernails might result in split nails or jammed fingers.
- If the display surface is dirty or wet with sweat or water, it may not function correctly. In such case, wipe the display surface with a dry, soft cloth.

- When carrying the product in your pocket or bag, take care not to put the touch panel close to metals or other conductive materials, as it might cause false operation of the touch panel.

### ■ Internal battery

- Use in very hot or cold environments, for example, when left in an automobile with the windows closed in summer, will cause the internal battery capacity to drop and shorten the available battery usage time. This will also shorten the internal battery's service life. Try to use the internal battery as much as possible at room temperature.
- The internal battery gradually discharges after charging even if the product is not used. The internal battery may discharge completely after long time no use. Charge before using the product.
- Because the internal battery performance or service life will become low, do not store the product in the following conditions.
  - Battery level is full (soon after charging is complete)
  - Battery level is empty (to the extent that the product is not powered on)
  - In extremely hot or humid conditions
- Charge the battery before using the product for the first time after purchase, or if you have not used the product for a long time.
- The internal battery is a consumable item. If the performance of the internal battery does not recover after charge, the internal battery is at the end of service life, so stop using it. Since the battery is built-in type, the product will be kept at an au shop etc. and charges will be incurred for repair. Also, you may not use the product in certain period of time. Note that the length of service life varies depending on the usage condition, etc.
- Internal batteries sometimes swell up as they approach the end of their service life depending on the usage condition. This is due to the properties of lithium-ion batteries, and is not a problem in terms of safety.

## ■ **Charger**

- When not using the specified charger (sold separately), remove its power plug from the power outlet or the cigarette lighter socket.
- Do not wrap the power cord of the specified charger (sold separately) around the power plug. Doing so might cause electric shock, overheating, fire, a fault, or injury.
- Do not forcibly bend the charger's plug or the connection between the connector and power cord. Doing so might cause electric shock, overheating, fire, a fault, or injury.
- Do not use the common DC adapter 03 (sold separately) with the car engine stopped. Doing so might result in draining of the car battery.

## ■ **au Nano IC Card 04**

- The au Nano IC Card 04 is lent to you by au. In case of loss or damage, the card will be replaced at your expense. When malfunction is suspected, or in case of theft or loss, contact an au shop or PiPit.
- Do not forcibly remove or insert the au Nano IC Card 04. Be careful not to exert excessive force when inserting the card into your au cell phone.
- You are responsible for any damage caused by inserting your au Nano IC Card 04 into some other IC card reader/writer, etc.
- Keep the IC (metal) part of your au Nano IC Card 04 clean. Wipe the card with a dry, soft cloth (such as for cleaning eyeglasses) for cleaning.
- Do not put stickers, etc. on the au Nano IC Card 04.

## ■ Camera

- If the camera lens cover breaks, immediately discontinue use, and contact an au shop or Keitai Guarantee Service Center. Continued use may cause injury.
- When using the camera, follow common rules of etiquette regarding camera use.
- Image data might be altered or lost due to malfunction, repair or mishandling of the product. The Company takes no responsibility for recovery of altered or lost data, damages resulting from altered or lost data, and lost profits.
- When photographing important occasions (such as a wedding), take a trial shot and check the shot image to make sure it is correctly shot.
- Do not use the camera for recording commercially available books or information of which photographing is not allowed.
- Do not leave the camera lens exposed to direct sunlight. Imaging elements might be discolored or burnt.

## ■ Music, videos and TV (1Seg)

- Do not listen to music, watch videos or TV (1Seg) while driving a car or motorbike, or riding a bicycle. Use of cell phones while driving a car or motorbike is prohibited by law. (Use of cell phones while riding a bicycle may also be punishable by law.) In addition, stay alert to the traffic around you even when walking. Surrounding sounds might not be heard clearly, and gazing at the screen may distract your attention causing a traffic accident. Be especially careful at railroad crossings, station platforms and pedestrian crossings.
- Take care not to listen at ear-splitting volume for a long time, as it might affect hearing.
- Be careful of sound leakage from earphones in trains or other places with many people around you.

## ■ Copyrights and rights of portrait

- If the data you shot or recorded using the product or the data you downloaded from the Internet etc. is in part or in whole protected by the third party's copyright, you are not allowed to copy, distribute, publicly send, modify the data without consent of the copyright holder, except for personal use, under the copyright law.  
In addition, do not use or modify portraits or names of other individuals without their consent, as it may infringe on rights of portrait.  
Note that shooting and recording might be restricted at some live performances, shows and exhibitions even for personal use.
- Be careful about the copyright and portrait right when posting still pictures you shot, etc. on Internet homepages.

## ■ Back up content on the product

- Please back up important content recorded or downloaded to the product to an outside source. Content recorded to memory on the product sometimes disappears or is altered by unexpected factors, such as static electricity or a fault, or by repair, mishandling, etc.
  - \* How to make backups: Store important data such as phonebook data, music, shot still pictures and videos on external memory devices such as a microSD memory card or PC. You can also send files as mail attachment or transfer to your PC. Note, however, that there are some data that cannot be copied by using these means.

# Available Security Codes

## Security Codes

The product has various security codes that you can use.

The available security codes are as follows. Do not forget the various security codes that are set as they are necessary for various operations and contracts.

### ■ Security code

Example of usage	① To do remote operation of voice mail and call forwarding services from a landline phone ② To use Customer Service Center and to do various inquiries, applications, and modifications on the au homepage
Initial value	A four digit number chosen by the customer and noted on the application form

### ■ Security key

Example of usage	To set and release restriction on voice calls, etc.
Initial value	1234

### ■ PIN code

Example of usage	To prevent unauthorized use of the au Nano IC Card 04 by third parties
Initial value	1234

### ■ Lock No. (NFC/Osaifu-Keitai lock)

Example of usage	To use the NFC/Osaifu-Keitai lock
Initial value	1234

# PIN

---

## **PIN Code**

To prevent unauthorized use of the au Nano IC Card 04 by a third party, you can set the product to require PIN code entry every time the power is turned on. You also need to enter PIN code when setting whether PIN code entry is required.

If PIN code is incorrectly entered three times consecutively, the PIN code will be locked. You can unlock the PIN code using PUK code.

- PIN code is "1234" and PIN code entry is set to not be required at the time of purchase. You can change PIN code to any four- to eight-digit number, and set PIN code entry to be required as necessary.

## **PUK Code**

In case PIN code is locked, you can unlock it by entering PUK code.

- PUK code is an eight-digit number given at the time of purchase, which is printed on the back side of the plastic card on which your au Nano IC Card 04 is attached.
- After entering PUK code, you need to set a new PIN code.
- If PUK code is incorrectly entered ten times consecutively, contact an au shop, PiPit or Customer Service Center.
- "PIN code" is not reset by initializing the product.

© When the PIN code is locked, the product may restart for the security reasons.

## Notes on Waterproof Property

Before using the product, thoroughly read the contents of "Notes on Waterproof Property" to ensure correct use. Failure to follow the contents described in these sections may cause intrusion of water, sand or other foreign material, resulting in overheating, ignition, electric shock, injury or fault. Proper operations of the product are not guaranteed in every possible condition during actual use. Faults determined, after an inspection, to be caused by mishandling by the customer such as by using the product without following the contents written on "Notes on Waterproof Property" are not covered by the warranty.

### ■ Waterproof Property of the Product

The product has a protection rating (JIS C 0920) for waterproof property equivalent to IPX5\*1 and IPX7\*2 on the condition that the au Nano IC Card 04/ microSD memory card cover is securely closed (Based on the experiments by the Company).

The product does not have dustproof property.

- \*1 IPX5 means that the cell phone continues to function as a phone after being subjected to a water jet (approximately 12.5 liters/min) discharged from a water pouring nozzle (inner diameter: 6.3 mm), from all directions and approximately 3 meters away from the cell phone for at least 3 minutes.
- \*2 IPX7 means that the cell phone continues to function as a phone after being gently lowered into a tank filled with still tap water (at room temperature) to the depth of 1 meter, immersed at the bottom for approximately 30 minutes and then taken out of the tank.

### ■ Waterproof property of the product enables you

- To talk on the product in the rain without an umbrella (with a precipitation of 20 mm/hour or smaller).
- To use the product at the poolside. However, do not get it wet with water other than tap water such as water in the swimming pool or submerge it in water in the swimming pool.
- To wash the product with the low-pressure water flow of a tap water (6 liters/min or lower) at the room temperature (5°C to 35°C).



## ■ Handling the product

- Close the au Nano IC Card 04/microSD memory card cover securely. Even a fine obstacle (one hair, one grain of sand, tiny fiber, etc.) put between contact surface may cause intrusion of water.
- If liquid such as water is splashed onto the product with the au Nano IC Card 04/microSD memory card cover opened, the liquid may seep inside and cause electric shock or fault. Stop using it, turn off the power and then contact an au shop near you or Keitai Guarantee Service Center.
- When the product is wet, wipe it with a dry and clean cloth.
- When your hand or the product is wet, never open/close the au Nano IC Card 04/microSD memory card cover.
- The product is resistant to fresh and tap water at room temperature (5°C to 35°C) only. If you let the product get wet with or submerged into the liquids other than fresh and tap water at room temperature, stop using it and wash it with fresh and tap water at room temperature.
- Do not use the earphone/microphone jack/external connection jack when the jack is wet or sand or dust is attached to it. Doing so may cause impairment of the waterproof property or cause electric shock, short circuit, etc. resulting in a fire, burns, or a fault.

## ■ Notes on Using the Product

- Do not let the product get wet with or submerged into the following liquids.
  - Water containing soap, detergent or bath powder
  - Seawater or water from a swimming pool
  - Hot spring, hot water, etc.
- If the product gets wet with seawater, water from a swimming pool, soft drink, etc. or dust, sand, mud, etc. is attached on the product, immediately wash it away with fresh and tap water at room temperature (5°C to 35°C). When it gets dry and coagulated on the product, the stains get hard to get rid of and may cause fault.
- Using the product without completely washing sand or mud away may cause fault such as scratches and damages on the product.
- Do not immerse the product in a bathtub or swimming pool. Also, do not use it under water. (including key operations.)

- The product is not designed to withstand high water pressure. Do not expose the product to a strong water flow with tap water, shower, etc. (6 liters/min or more) or submerge it under water.
- To prevent condensation, wait until the product reaches room temperature before you bring it from a cold place into a warm place. If condensation occurs, leave it in room temperature until the condensation is removed.
- Do not get the product wet with hot water, use it in saunas or expose it to hot air from hair dryer etc.
- Do not place the product where it gets extremely hot or cold such as near a stove or in a refrigerator.
- Volumes may temporarily become lower due to water entering in the earpiece, mouthpiece and speaker. Drain water and dry the product well before use.
- When water drops are attached on the touch panel or you perform touch operations with your hand wet, the product may not properly function.
- The product does not float on water.
- Do not use the product in heavy rain.
- Do not leave the product wet. Doing so may let the liquids freeze on the product in cold places or otherwise cause fault.
- Do not drop or otherwise subject the product to strong impact or jab the earpiece, mouthpiece, speaker, etc. with a sharp object. Doing so may cause scratching, deformation, etc. on/of the product, resulting in impairment of waterproof property.
- Do not place the product directly on sand at a beach, sandbox, etc. or on mud. Grains of sand may get into the earpiece, speaker, etc., causing the volume to drop.
- If the au Nano IC Card 04/microSD memory card cover degrades or is damaged, the waterproof property cannot be maintained. In such case, contact an au shop near you.

## ■ Maintaining the Waterproof Property

### ■ Rubber seal

The rubber seal on the au Nano IC Card 04/microSD memory card cover is important to maintain the waterproof property. Be sure to observe the following items.

- Do not remove or scratch it.
- When closing the au Nano IC Card 04/microSD memory card cover, do not get the rubber seal caught. Also, do not insert sharp objects into gaps around the au Nano IC Card 04/microSD memory card cover or the earphone/microphone jack or external connection jack section. Doing so may damage the rubber seal and cause intrusion of water.
- It is recommended to replace the parts for maintaining the waterproof property (pay service) once every two years regardless of whether any abnormality is present. For information on part replacement, contact an au shop near you.

## ■ Precautions on Charging

Specified charger (sold separately) and optional accessories are not waterproof. Be sure to check the following items before and after charging.

- Check that the product is not wet. If it is wet or after it gets wet, drain water well and wipe remaining water off with a clean dry cloth etc. before inserting the microUSB plug into the external connection jack.
- Never connect the microUSB plug when the product or specified charger (sold separately) is wet.

Although the product is water resistant, any water or foreign matter on the product or microUSB plug when inserting the microUSB plug while the product/specified charger is wet might cause electric shock or short circuit/corrosion causing abnormal overheating, burnout, fire, burns, or a fault.

- Do not touch the specified charger (sold separately) with wet hands. Doing so may cause electric shock.
- Do not splash water onto the specified charger (sold separately) or optional accessories when using the equipment. Do not use the equipment in places where water is regularly used such as a bathroom, shower room, kitchen and lavatory. Doing so may cause fire, electric shock, a fault, or injury.

## ■ Washing the Product

If any stain, dust, sand, soft drink, etc. is attached to the surface of the product, gently wipe it off with a cloth and wash the product under a mild water flow (up to 6 liters/min) of tap water at room temperature (5°C to 35°C) approximately 10 cm away from the faucet or shower head.

Hold the au Nano IC Card 04/microSD memory card cover so that it does not open, and wash the product with your hands without using a brush or sponge. After washing the product, drain water off and then use the product.

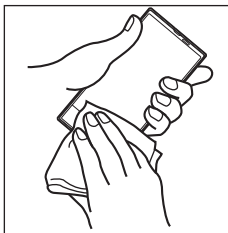
- Make sure that the au Nano IC Card 04/microSD memory card cover is securely closed before washing the product.
- Do not wash the product with a washing machine or an ultrasound bath.
- The earphone/microphone jack section and external connection jack section are especially subject to stain such as dust or sand adhesion. Wash away stain carefully so as not to keep it remaining in the sections. Also, after washing it away, make sure the sections get sufficiently dried off before using the product. Using the product with sand or water drops remaining in the jack sections may cause fault.
- When cleaning the earphone/microphone jack section and external connection jack section, do not use tools such as a cotton swab or jam a cloth into the jack sections. Doing so may cause impairment of waterproof property etc., resulting in fire, burns, or a fault.
- Never put the product in a microwave oven for drying it. Doing so may cause the internal battery to leak liquid, overheat, rupture or ignite. Also, doing so may cause the product to overheat, emit smoke, ignite or cause destruction of circuit components.
- Do not expose the product to hot air from a hair dryer or leave it in a high temperature environment for drying it. Doing so may cause the product to deform, discolor, get out of order, etc.

## ■ Draining Water

If the product gets wet, make sure to drain water remaining in the "earphone/microphone jack section", "external connection jack section", "mouthpiece (microphone) section", "earpiece (receiver) section", "speaker section", "key section", etc.

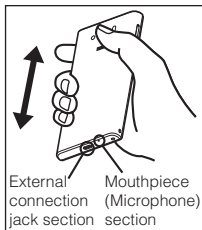
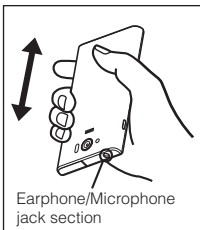
**1 Wipe off water on the surface of the product carefully with a dry and clean cloth etc.**

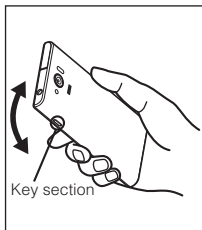
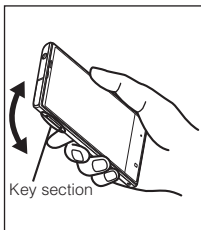
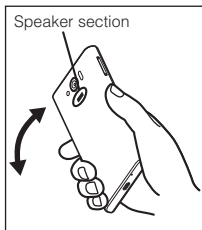
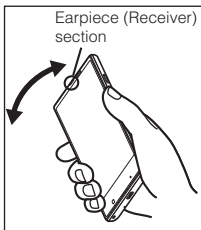
If a strap is attached, dry it sufficiently as well.



**2 Hold the product securely and shake it approximately 20 times until there is no more water splashing.**

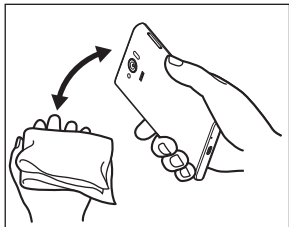
Make sure of the safety around you and shake the product while holding it securely not to let it drop.





**3 Wipe off water remaining in the grooves of each section by gently putting the product against a dry and clean cloth etc.**

Since water is sometimes left in the grooves of each section, clear them of water by putting a cloth against their openings and gently patting them. Make sure that there is no more water or foreign objects remaining in them.



**4 Lay out a dry cloth etc. beneath and leave the product on the cloth at room temperature for approximately 2 to 3 hours to dry it.**

Water, if any, remaining in the product may ooze up after wiping off. Do not wipe off water remaining in the grooves directly by a cotton swab etc.

**■ Precautions to be taken after water draining**

Do not use the product with water drops still left on it.

- Doing so may cause call disruption or cause clothes or bags to get wet.
- Doing so may cause the earphone/microphone jack, external connection jack, etc. to short-circuit, causing fire or a fault.
- Doing so in a cold region may cause a fault due to water drops freezing.

# Notes on Using Bluetooth®/Wireless LAN (Wi-Fi®) Functions

## Frequency Band

Bluetooth® and wireless LAN (Wi-Fi®) functions (2.4 GHz band) of the product use frequencies in the 2.4 GHz band ranging from 2.402 GHz to 2.480 GHz. You can perform the following operations to confirm information on frequency band.

On the home screen, "Apps Sheet" → [Settings] → [Device info] → [Authentication].

- Bluetooth® function: 2.4FH1/XX4



2.4FH1/XX4

The product uses the 2.4 GHz band.

FH1 uses FH-SS as the modulation scheme. The interference distance is about 10 m or less.

XX4 uses other schemes. The interference distance is about 40 m or less. Bands of mobile unit identification devices cannot be avoided.

- Wireless LAN (Wi-Fi®) function: 2.4DS/OF4



2.4DS/OF4

The product uses the 2.4 GHz band.

DS-SS and OFDM are used as the modulation schemes. The interference distance is about 40 m or less.

Bands of mobile unit identification devices can be avoided.

Channels available with the 2.4 GHz band wireless LAN (Wi-Fi®) of the product are between 1 to 13.

Available channels differ depending on the country.

For use in airplane, check with the airline company in advance.



## Precautions about Bluetooth®

---

- The Bluetooth® function of the product conforms to the domestic standards of Japan and FCC standards and EC directives, and has been certified.
- The 2.4 GHz band used by wireless LAN (Wi-Fi®) and Bluetooth® devices is shared by various other devices. For this reason, Bluetooth® devices use technologies for minimizing effects from other devices using the same radio frequency band. In some cases, however, the communication speed and connectable range may be decreased, or disconnection may occur, due to interference by other devices.
- The communication speed and connectable range vary depending on the distance between communication devices, obstacles and the Bluetooth® devices used.

### ■ Bluetooth® function precautions

The frequencies used by the Bluetooth® function of the product are in the 2.4 GHz band. In this frequency band, in addition to home electrical appliances such as microwave ovens and industrial, scientific and medical devices, other similar wireless stations, in-plant wireless stations for mobile unit identification that require a license for use such as factory production lines, specific small power wireless stations that do not require licenses, and amateur wireless stations (collectively called "other wireless stations" from here on) are operated.

1. Before using the product, make sure that "other wireless stations" are not in operation nearby.
2. In the event that instances of radio wave interference have occurred between the product and "other wireless stations", immediately either relocate the product or stop operation of the device (stop emission of radio waves).
3. If you are unclear on any points or are troubled by anything, contact an au shop or Customer Service Center.

## Precautions about Wireless LAN (Wi-Fi®)

- The wireless LAN (Wi-Fi®) function of the product conforms to the domestic standards of Japan, FCC standards and EC directives, and has been certified.
- Do not use the product in places where electromagnetic waves are generated or near electric products, AV and OA equipment, or other magnetized devices.
- Subjecting the product to magnetic or electrical noise might increase noise and prevent it from performing communications. (The product is particularly susceptible to noise when it is used near a microwave oven.)
- Using the product near a TV, radio or similar appliance might cause reception interference and disrupt TV images.
- Searching might not be successful if there are multiple wireless LAN (Wi-Fi®) access points near the product and the same channel is being used.

### ■ 2.4 GHz band wireless LAN (Wi-Fi®) precautions

The frequencies used by the wireless LAN (Wi-Fi®) function of the product are in the 2.4 GHz and 5 GHz band. In the 2.4 GHz frequency band, in addition to home electrical appliances such as microwave ovens and industrial, scientific and medical devices, other similar wireless stations, in-plant wireless stations for mobile unit identification that require a license for use such as factory production lines, specific small power wireless stations that do not require licenses, and amateur wireless stations (collectively called "other wireless stations" from here on) are operated.

1. Before using the product, make sure that "other wireless stations" are not in operation nearby.
2. In the event that instances of radio wave interference have occurred between the product and "other wireless stations", immediately either relocate the product or stop operation of the device (stop emission of radio waves).
3. If you are unclear on any points or are troubled by anything, contact an au shop or Customer Service Center.

## ■ 5 GHz band wireless LAN (Wi-Fi®) function precautions

In the 5 GHz frequency band, three channels of 5.2 GHz/5.3 GHz/5.6 GHz band (W52/W53/W56) are available.

- W52 (5.2 GHz band/36, 40, 44, 48 ch)
- W53 (5.3 GHz band/52, 56, 60, 64 ch)
- W56 (5.6 GHz band/100, 104, 108, 112, 116, 120, 124, 128, 132, 136, 140 ch)

Making a communication with 5.2 GHz/5.3 GHz band (W52/W53) outdoors is prohibited by the Radio Law.

- ◎ Connections between the product and all other Bluetooth® and wireless LAN (Wi-Fi®) devices have not been confirmed. Therefore, connections with all Bluetooth® and wireless LAN (Wi-Fi®) devices are not guaranteed.
- ◎ The product supports security features for wireless communications that are compliant with the Bluetooth® and wireless LAN (Wi-Fi®) standard specifications, but the security may not be sufficient depending on the usage environment and configuration. Be careful when making data communication using Bluetooth® or wireless LAN (Wi-Fi®) function.
- ◎ Wireless LAN (Wi-Fi®) has the advantage that it can be freely connected anywhere within the radio wave range, as it uses radio waves for exchanging information. At the same time, there is a risk that a malicious third party may obtain unauthorized access if security settings have not been configured. You are recommended to configure security settings before using wireless LAN (Wi-Fi®) at your decision and responsibility.
- ◎ The Company assumes no responsibility for leakage of data or information that may occur during Bluetooth®/wireless LAN (Wi-Fi®) communication.
- ◎ Since Bluetooth® and wireless LAN (Wi-Fi®) functions use the same frequency band, using the both functions at the same time may cause radio wave interference resulting in decreased communication speed or disconnection from the network. If connection fails, stop using either of the Bluetooth® and wireless LAN (Wi-Fi®) functions.

## Notes on Packet Communication Charge

- Since constant Internet connection is possible with the product, packet communication may be performed automatically by some applications, resulting in high packet communication charges. Therefore, subscription to the flat-rate/discount service for packet communication charges is recommended.
- To browse homepages, download applications, communicate using applications, send/receive e-mails and configure various settings, connection to the Internet is required, to which packet communication charge applies.
  - \* Packet communication charge does not apply to wireless LAN (Wi-Fi®).

## Notes on Applications

- Be sure to check the security of the application, then install it at your own risk. Some applications might cause virus infection, damage various data, and send out your location information, usage history or personal information stored in your cell phone via the Internet.
- The Company assumes no responsibility for any problems that might be caused by applications you have installed. In such case, you may be charged a repair fee even during the warranty period.
- The Company assumes no responsibility for any disadvantage brought to you or any third party by applications you have installed.
- Insertion of a microSD memory card is necessary to use some applications.
- Some applications keep the screen turned on while they are active, or rapidly drain the battery while running in the background.
- Operation procedures and screen appearances of the applications preinstalled in the product and those installed by you are subject to change without notice as a result of version upgrade. In addition, operation procedures described in the "Basic Manual" available on the au homepage and on the product, "Notes on Usage" (this manual) or "Setting Guide"/"Full Instruction Manual" (Japanese) available on the au homepage may differ from the actual procedures.

## Export Administration Regulations

The product and its accessories may be subject to the Japan Export Administration Regulations (“Foreign Exchange and Foreign Trade Law” and its related laws). In addition, U.S. Re-export Regulations (Export Administration Regulations) may apply to the product and its accessories. To export and re-export the product and its accessories, take the required measures on your responsibility and at your expenses. For details on the procedures, contact the Ministry of Economy, Trade and Industry or the U.S. Department of Commerce.

## Intellectual Property Rights

### ■ Trademarks

**The company names and product names appearing in this manual are trademarks or registered trademarks of their respective holders.**

- The microSD logo, microSDHC logo and microSDXC logo are trademarks of SD-3C, LLC.



- The Bluetooth® word mark and logo are registered trademarks owned by the Bluetooth SIG, Inc., and SHARP CORPORATION is licensed to use these trademarks.




- Wi-Fi®, Wi-Fi CERTIFIED logo, Wi-Fi Protected Setup logo, Wi-Fi Direct®, Miracast® are registered trademarks of Wi-Fi Alliance®.



- Wi-Fi CERTIFIED™ and Wi-Fi Protected Setup™ are trademarks of Wi-Fi Alliance®.
- " **AOSS™** " is a trademark of BUFFALO INC.



- The official name for Microsoft® Windows® is Microsoft® Windows® Operating System.
- Microsoft®, Windows®, Windows Vista®, Microsoft® Excel®, Microsoft® PowerPoint®, Windows Media® and Exchange® are trademarks or registered trademarks of Microsoft Corporation in the U.S.A. and other countries.
- Microsoft® Word and Microsoft® Office are product names of Microsoft Corporation in the U.S.A.
- QR code is a registered trademark of DENSO WAVE INCORPORATED.

- FeliCa is a contactless IC card technology developed by Sony Corporation. FeliCa is a registered trademark of Sony Corporation.
-  is a registered trademark of FeliCa Networks, Inc.
- Twitter and Twitter logo are trademarks or registered trademarks of Twitter, Inc.
- Facebook is a registered trademark of Facebook, Inc.
- Google™, Google logo, Android™, Android logo, Google Play™, Google Play logo, Google+™, Google+ logo, Google Settings™, Google Settings logo, Gmail™, Gmail logo, Google Calendar™, Google Calendar logo, Google Maps™, Google Maps logo, Google Chrome™, Google Chrome logo, Google Voice Search™, Google Voice Search logo, Picasa™, YouTube™, YouTube logo, Google Drive™, Google Drive logo, Google™ Search, Google Search logo and Google Now™ are trademarks of Google Inc.
- GREE and the GREE logo are registered trademarks of GREE, Inc. in Japan. All other trademarks are the property of their respective owners.
- LINE is a trademark of LINE Corporation.
- Rovi, G-GUIDE, G-GUIDE MOBILE and G-Guide related logos are trademarks or registered trademarks of Rovi Corporation and/or its subsidiaries in Japan.
- For DTS patents, see <http://patents.dts.com>. Manufactured under license from DTS Licensing Limited. DTS, the Symbol, & DTS and the Symbol together are registered trademarks, and DTS Sound is a trademark of DTS, Inc. © DTS, Inc. All Rights Reserved.



- DLNA®, the DLNA Logo and DLNA CERTIFIED™ are trademarks, service marks, or certification marks of the Digital Living Network Alliance. Sharp Corporation has acquired DLNA certification for the device.

- Oracle and Java are registered trademarks of Oracle and/or its affiliates. Other names may be trademarks of their respective owners.



- “笑顔フォーカスシャッター”, “振り向きシャッター”, “NightCatch/ナイトキャッチ”, “スマートファミリンク/Smart Familink”, “翻訳ファインダー”, “多焦点撮影”, “AQUOS/アクオス” and the “AQUOS” logo, “セリエミニ/SERIE mini”, “AV家電リンク”, the “エコ技” symbol, “ワンタッチシャッター”, the “SHSHOW” logo, “Bright Keep”, “Sweep ON”, “Social Board”, “スロートーク/Slow Talk”, “パーソナルコレクトボード/Personal Collect Board”, “ウェルカムシート/Welcome Sheet”, “フレーミングアドバイザー/FramingAdviser”, “Feel UX”, “[書]メモ”, “アナザービュー/Another View”, “パストック/Passtock”, “EDGEST”, “IGZO”, “エモパー/emopa”, “LCフォント/LCFONT” and the LC logo symbol are registered trademarks or trademarks of Sharp Corporation.



- iWnn of OMRON SOFTWARE Co., Ltd. is used for conversion methods for Japanese language, and for phrase prediction methods for English.  
iWnn © OMRON SOFTWARE Co., Ltd. 2008-2015 All Rights Reserved.  
iWnn IME © OMRON SOFTWARE Co., Ltd. 2009-2015 All Rights Reserved.
- The font type pre-installed in this product, Shin Go M, is licensed by Morisawa Inc. solely for the use with this product.  
“Morisawa” and “Shin Go” are registered trademarks or trademarks of Morisawa Inc.
- Portions Copyright ©2004 Intel Corporation
- aptX is a registered trademark of CSR plc.
- The product includes pictograms that SHARP CORPORATION is licensed by NTT DOCOMO, INC.
- © 2014 Comic Communication Co., Ltd. All rights reserved.



- "EPIC" 2014.12.3 ON BLU-RAY & DVD © 2014 Twentieth Century Fox Home Entertainment LLC. All Rights Reserved.  
TWENTIETH CENTURY FOX, FOX and associated logos are trademarks of Twentieth Century Fox Film Corporation and its related entities.
- Dynastream and ANT are registered trademarks of Garmin and its affiliates in the US and other countries.  
ANT+™, the ANT+ logo and the ANT+ CAPABLE logo are registered trademarks of Garmin and its affiliates in the US and other countries.



- VoiceText of HOYA Service Corporation is used for speech synthesis.  
VoiceText is a registered trademark of Voiceware co.,ltd.

## ■ Open Source Software

- The product includes software based on GNU General Public License (GPL), GNU Lesser General Public License (LGPL) and other licenses.  
For details on licenses of related software, on the home screen, "Apps Sheet" → [Settings] → [Device info] → [Legal information] → [Open source licenses].
- Source codes of software based on GPL, LGPL and Mozilla Public License (MPL) can be referred to on the following site for free. For details, refer to the following site.

<https://sh-dev.sharp.co.jp/android/modules/oss/>

## ■ OpenSSL License

[OpenSSL License]

Copyright © 1998-2009 The OpenSSL Project. All rights reserved.

This product includes software developed by the OpenSSL Project for use in the OpenSSL Toolkit. (<http://www.openssl.org/>)

THIS SOFTWARE IS PROVIDED BY THE OpenSSL PROJECT "AS IS" AND ANY EXPRESSED OR IMPLIED WARRANTIES, INCLUDING, BUT NOT LIMITED TO, THE IMPLIED WARRANTIES OF MERCHANTABILITY AND FITNESS FOR A PARTICULAR PURPOSE ARE DISCLAIMED. IN NO EVENT SHALL THE OpenSSL PROJECT OR ITS CONTRIBUTORS BE LIABLE FOR ANY DIRECT, INDIRECT, INCIDENTAL, SPECIAL, EXEMPLARY, OR CONSEQUENTIAL DAMAGES (INCLUDING, BUT NOT LIMITED TO, PROCUREMENT OF SUBSTITUTE GOODS OR SERVICES; LOSS OF USE, DATA, OR PROFITS; OR BUSINESS INTERRUPTION) HOWEVER CAUSED AND ON ANY THEORY OF LIABILITY, WHETHER IN CONTRACT, STRICT LIABILITY, OR TORT (INCLUDING NEGLIGENCE OR OTHERWISE) ARISING IN ANY WAY OUT OF THE USE OF THIS SOFTWARE, EVEN IF ADVISED OF THE POSSIBILITY OF SUCH DAMAGE.

**【Original SSLeay License】**

Copyright © 1995-1998 Eric Young (eay@cryptsoft.com) All rights reserved.

This product includes cryptographic software written by Eric Young (eay@cryptsoft.com)

THIS SOFTWARE IS PROVIDED BY ERIC YOUNG "AS IS" AND ANY EXPRESS OR IMPLIED WARRANTIES, INCLUDING, BUT NOT LIMITED TO, THE IMPLIED WARRANTIES OF MERCHANTABILITY AND FITNESS FOR A PARTICULAR PURPOSE ARE DISCLAIMED. IN NO EVENT SHALL THE AUTHOR OR CONTRIBUTORS BE LIABLE FOR ANY DIRECT, INDIRECT, INCIDENTAL, SPECIAL, EXEMPLARY, OR CONSEQUENTIAL DAMAGES (INCLUDING, BUT NOT LIMITED TO, PROCUREMENT OF SUBSTITUTE GOODS OR SERVICES; LOSS OF USE, DATA, OR PROFITS; OR BUSINESS INTERRUPTION) HOWEVER CAUSED AND ON ANY THEORY OF LIABILITY, WHETHER IN CONTRACT, STRICT LIABILITY, OR TORT (INCLUDING NEGLIGENCE OR OTHERWISE) ARISING IN ANY WAY OUT OF THE USE OF THIS SOFTWARE, EVEN IF ADVISED OF THE POSSIBILITY OF SUCH DAMAGE.

## ■ Windows Notations

The names of operating systems (Japanese versions) used in this manual are as follows.

- Windows 8 is the abbreviation for Microsoft® Windows® 8, Microsoft® Windows® 8 Pro and Microsoft® Windows® 8 Enterprise.
- Windows 7 is the abbreviation for Microsoft® Windows® 7 (Starter, Home Basic, Home Premium, Professional, Enterprise, Ultimate).
- Windows Vista is the abbreviation for Microsoft® Windows Vista® (Home Basic, Home Premium, Business, Enterprise, Ultimate).

## ■ More

The software installed on this product or part of it may not be altered, translated/adapted, reverse-engineered, decompiled or reverse-assembled and any such actions are prohibited.

Under the MPEG-4 Visual Patent Portfolio License, customers have licensed permission for the following use of this product to engage in non-profit personal use. Other uses are not permitted.

- Recording MPEG-4 Visual standard video (henceforth referred to as MPEG-4 Video)
- Playing back MPEG-4 Video that a customer engaged in personal and non-profit activities has recorded
- Playing back MPEG-4 Video obtained from a provider licensed by MPEG-LA

When using for promotion, in-house use, profit use, and other intended uses, contact MPEG LA, LLC.

- This product is licensed under the AVC patent portfolio license for the personal and noncommercial use of a consumer to (i) encode video in compliance with the AVC standard (henceforth referred to as AVC video) and/or (ii) decode AVC video that was encoded by a consumer engaged in a personal and noncommercial activity and/or was obtained from a video provider licensed to provide AVC video. No license is granted or shall be implied for any other use. Additional information may be obtained from MPEG LA, L.L.C.

Visit <http://www.mpegla.com>

- This product is licensed under the VC-1 Patent Portfolio License for the personal and noncommercial use of a consumer to (i) encode video in compliance with the VC-1 standard (henceforth referred to as VC-1 video) and/or (ii) decode VC-1 video that was encoded by a consumer engaged in a personal and noncommercial activity and/or was obtained from a video provider licensed to provide VC-1 video. No license is granted or shall be implied for any other use. Additional information may be obtained from MPEG LA, L.L.C.

Visit <http://www.mpegla.com>

This product is licensed under the MPEG-4 Visual Patent Portfolio License for the personal and non-commercial use of a consumer to (i) encode video in compliance with the MPEG-4 Video Standard ("MPEG-4 Video") and/or (ii) decode MPEG-4 Video that was encoded by a consumer engaged in a personal and non-commercial activity and/or was obtained from a licensed video provider. No license is granted or implied for any other use. Additional information may be obtained from MPEG LA. See <http://www.mpegla.com>.

This product is licensed under the MPEG-4 Systems Patent Portfolio License for encoding in compliance with the MPEG-4 Systems Standard, except that an additional license and payment of royalties are necessary for encoding in connection with (i) data stored or replicated in physical media which is paid for on a title by title basis and/or (ii) data which is paid for on a title by title basis and is transmitted to an end user for permanent storage and/or use. Such additional license may be obtained from MPEG LA, LLC. See <http://www.mpegla.com> for additional details.

# For inquiries, call:

## Customer Service Center

For general information, charges, and operation assistance (toll free)

Business hours: 9:00 to 20:00 (7 days a week)

From fixed-line phones: | From au cell phones:

 0077-7-111 | 157 area code not required

Pressing "zero" will connect you to an operator, after calling "157" on your au cellphone.

---

For service cancelation procedure in case of loss or theft (toll free)


Business hours: 24 hours (7 days a week)


From fixed-line phones: | From au cell phones:

 0077-7-113 | 113 area code not required

---

In case above numbers are not available, call toll-free:

 0120-977-033 (except Okinawa)


 0120-977-699 (Okinawa)

## Keitai Guarantee Service Center

For loss, theft or damage (toll free)

Business hours: 9:00 to 21:00 (7 days a week)

From fixed-line phones/au cell phones:


 0120-925-919



やめましょう、  
歩きスマホ。



モバイル・リサイクル・ネットワーク  
提携 PHS 0120-925-919

Cell phone and PHS operators collect and recycle unused telephones, batteries and battery chargers at stores bearing the  logo regardless of brand and manufacturer to protect the environment and reuse valuable resources.

Sold by: KDDI CORPORATION,  
OKINAWA CELLULAR TELEPHONE COMPANY  
Manufactured by: SHARP CORPORATION