


## Turning Power On and Off



### ● Turning Power On

Hold down  for at least one second.

### ● Turning Power Off

From the stand-by screen: Hold down  for at least one second.

## Switching the Screen to English

From the stand-by screen: Press . ▶ Press . ▶ Press .  
▶ Press .

## Checking Your Own Phone Number and E-mail Address

From the stand-by screen: Press . ▶ Press .

## Making and Answering a Call

### ● Making a Call

From the stand-by screen: Enter the phone number you want to call.

▶ Press .

To end a call: Press .

### ● Answering a Call

When the phone starts ringing, press .

To adjust the earpiece volume during a call: Use .

## Storing and Recalling Address Book Entries

### ● Storing an Entry

From the stand-by screen: Hold down for at least one second.

▶ Use to select the item you want to edit. ▶ Press .

▶ Enter the data. ▶ Press (Reg).

### ● Recalling an Entry

From the stand-by screen: Press to display the Address Book screen.

▶ Use to select the tab for the record you want to recall.

▶ Use to select the name of the record.

▶ Press (Detail) to view the record in detail.

## Using the Camera (Movie and Snapshot)

### ● Recording a Movie Clip

From the stand-by screen: Press . ▶ Use to select "Camera".

▶ Press (Select). ▶ Select "Movie". ▶ Press (Select).

▶ Press (Record) to start recording.

▶ Press (Stop) to stop recording.

▶ Press (Save) to store the movie.

Press (II) (Pause) during recording to pause recording.

Press (Photo) in the Movie mode to change to the Photo mode.

### ● Taking a Snapshot

From the stand-by screen: Press . ▶ Use to select "Camera".

▶ Press (Select). ▶ Select "Photo (Wallpaper)". ▶ Press (Select).

▶ Press (Shoot) to take a snapshot.

▶ Press (Save) to store the photo.

Press (Photo) in the Photo mode to change to the Movie mode.

## Making an International Call

Ex: To call 212-123-△△△△ in the USA

| | | | | | | | | |   
 International access code Country code (USA) Area code

▶ ▶ ▶   
 |   
 Number you want to call

## Other Handy Features

### ● Setting the Manner Mode

From the stand-by screen: Hold down for at least one second.

Repeat the above operation to disable the Manner Mode.

### ● Setting the Answer Memo (Voice Recording)

From the stand-by screen: Hold down for at least one second.

Repeat the above operation to disable the Answer Memo.

### *For inquiries, please contact*

au Customer Service Center (General Information)

● If you are calling from a landline phone:

0077-7-111 (toll free)

● If you are calling from an au mobile phone: 157 (toll free)