




- In this manual, "Qua tab 02" is referred to as the "the product" or "the main unit".

## Precautions (Always follow these directions)

■ **Before using your terminal, read this "Precautions" to ensure safe use and handling. After reading this manual, keep it carefully.**

- These "Precautions" describe instructions that should be observed to prevent damage to property or injury to the customer or others using the product.
- When the product is used by a child, parents or guardians should thoroughly read the "Basic Manual" and teach the child how to use it.
- These instructions are divided into the following categories.

### ■ Explanation of indications used







	<b>DANGER</b>	This symbol indicates the potential and imminent danger of death or serious injury <sup>*1)</sup> to a person due to mistaken handling.
	<b>WARNING</b>	This symbol indicates the possibility of death or serious injury <sup>*1)</sup> to a person due to mistaken handling.
	<b>CAUTION</b>	This symbol indicates the possibility of personal minor injury <sup>*2)</sup> to a person or physical damage <sup>*3)</sup> due to mistaken handling.

\*1 Serious injury: This refers to loss of sight, injury, burns (high- and low-temperature), electric shock, broken bones, injury with residual aftereffects from poisoning, etc., and injuries requiring hospital admission for treatment or long term hospital attendance as an outpatient.

\*2 Minor injury: This refers to injuries, burns (high- and low-temperature), electric shock, etc. that do not require hospital admission for treatment or log-term hospital attendance as an outpatient.






\*3 Physical damage: This refers to extended damage to buildings, furniture, livestock, or pets.


### ■ Explanation of graphic symbols used

	Indicates an action that is not allowed.		Indicates that use in a place where the product is likely to get wet or allowing the product to get wet is not allowed.
	Indicates that handling with wet hands is not allowed.		Indicates an action that must be done.
	Indicates that disassembly is not allowed.		Indicates that the power plug must be disconnected from the power outlet.













### ■ Precautions common to the main unit, internal battery, charging equipment, au Nano IC Card 04 LE, peripheral devices


## DANGER Be sure to read the following hazards before use.

-  Be sure to use only the specified peripheral devices. Use of other devices might cause overheating, ignition, rupture, fault, or leakage of liquid.
-  Do not use, store or leave the product in hot places (e.g. by the fire, near a heater, under a kotatsu, in direct sunlight, in a car in the hot sun). Doing so might cause ignition, rupture, fault, fire or injury.
-  Do not put the product in a cooking apparatus such as microwave oven or a pressure vessel. Doing so might cause ignition, rupture, fault, fire or injury.
-  Do not throw the product into a fire or heat it. Doing so might cause ignition, rupture or fire.
-  The customer is not allowed to disassemble, modify or repair the product. Doing so might cause a fault, ignition, electric shock, or injury. The Company is not liable even in the event of any nonconformities arising on the product or peripheral devices as a result of modification, etc. Modification of the product is in violation of the Radio Law and Telecommunication Business Act.




 The product's battery is built in, and cannot be replaced by the customer. For battery replacement, contact an au shop or Customer Service Center.


## WARNING Be sure to read the following warnings before use.


-  Before entering an area where flammable gas is generated such as a gas station, always be sure to turn off the product, and discontinue charging the product if charging. Failure to observe these precautions might cause the gas to catch fire.
-  When using a metal accessory etc., make sure not to allow the metal part come in contact with the connection terminal, earphone microphone terminal or power outlet. Doing so might cause electric shock, ignition, injury or a fault.
-  Do not drop or subject to strong impact, such as throwing. Doing so might cause rupture, overheating, ignition, or a fault.
-  Do not use outside when you can hear thunder. Doing so might risk lightning strikes and electric shock.
-  To avoid short-circuiting the connection terminal or earphone microphone terminal, do not allow fingers or other part of your body or conductive foreign objects (metal fragments, pencil leads, etc.) to come into contact with or get inside the connection terminal or earphone microphone terminal. Doing so might cause overheating, fire, a fault, electric shock, or burns.
-  If the product is damaged because it is dropped or something, and its display is cracked or internal parts are exposed, do not touch the cracked display or exposed parts with your hands. Doing so might cause electric shock or injury from damaged parts.
-  If the wet product is charged, electric shock, short circuit, or corrosion may occur and overheating may cause fire, malfunction or burns.
-  Do not splash liquids such as water. Do not use in places subject to direct splashing with water, pet urine or other liquids or in humid places such as a bathroom, and never use the product with wet hands. Doing so might result in faults resulting from electric shock, short-circuiting of electronic circuits, or corrosion. In the event that the product is splashed with liquid, immediately disconnect the power plug of the AC adapter. Faults caused by wetting with water or humidity are not covered by the warranty and charges will be incurred for repair.
-  Do not use while driving a car or riding a motorbike or bicycle or while walking. It might cause a traffic accident or cause someone to fall. Use while driving a car or motorbike is prohibited by law. Use while riding a bicycle may be punishable by some regulations.
-  If charging is not completed after the specified charging time, stop charging. Failure to do so might cause leakage of liquid, overheating, rupture or ignition.
-  Do not leave in places within the reach of small children. Small children might swallow small parts, etc. by mistake and choke on them, or might drop them by mistake and cause accidents or injury.
-  Do not cover or wrap the product with a blanket, etc. while using or charging. Doing so might cause a fire, fault or injury.


 When using charging equipment or external device, insert/remove the connector straight to/from the product. If the connector is inserted/removed in an incorrect orientation or direction, it may cause overheating, ignition, damage, or a fault.


## CAUTION Be sure to read the following cautions before use.


-  Do not expose the camera lens to direct sunlight for an extended period. Doing so might cause ignition, rupture, fire, or a fault by the light-collecting mechanism of the lens.
-  Do not store or leave the product in places subject to direct sunlight (e.g. in automobiles), places that get hot, places that get extremely cold, or in humid or dusty places. Doing so might cause overheating, deformation or a fault.
-  Do not leave or charge on unstable places such as rocky stands or tilting surfaces. Dropping the product may cause injury or damage. Also, pay sufficient attention to impact, etc. Failure to do so might cause a fault or injury.

 The product may become warm after use for long periods or after being connected to an external power source. Do not touch the product or specified charging equipment (sold separately) for long periods. Doing so may cause low-temperature burns. Also do not cover with paper, clothing, bedding, etc. Doing so may cause fire, injury, or a fault.

 When charging the product, do not exceed the ratings for outlets or wiring equipment. Exceeding the ratings for power bars, etc. may cause overheating resulting in fire.

 Do not place near corrosive chemicals or in places where corrosive gas is generated. Doing so might cause a fault or loss of internal data.


 Do not use if there is smoke, abnormal odor or noise, excessive overheating, or other abnormalities. If an abnormality occurs, disconnect the specified charging equipment (sold separately) from the power outlet if you are charging the battery, make sure that the product is not overheating before turning the power off, and contact an au shop or Keitai Guarantee Service Center. Also, if you have dropped or damaged the product, do not continue to use it in that state, and contact an au shop or Keitai Guarantee Service Center.

 When inserting an earphone, etc. into the product, raise the volume slowly to adjust the volume to the proper level. Sound suddenly at a loud volume when first turned on, setting too loud a volume, or using the earphone continuously for a long period of time might adversely affect your ears. Also, raising the volume too high might prevent you from hearing sounds around you, which might in turn lead to a traffic accident at a railroad crossing or pedestrian crossing.


### ■ Main unit


## DANGER Be sure to read the following hazards before use.


 Do not puncture the product with a nail, hit with a hammer or step on the product. Doing so might cause ignition or damage.


 Be careful not to have the product bitten by your pet. It might cause leakage of the internal battery, overheating, rupture, ignition, fire or injury.

## WARNING Be sure to read the following warnings before use.

 Turn off the product or put it in Airplane mode before boarding an airplane. Use of terminals on board is restricted. Follow the instructions of each airline. Failure to do so may adversely affect on-board electronic equipment. Prohibited acts related to terminal usage on an airplane may be punished by law.


 When using in hospitals, follow the guidelines of each institution. Turn power off where use is prohibited. Use may affect electronic equipment and electric medical equipment.

 When using the Flash/Photo light, do not flash it closely to person's eye or do not flash it aiming directly at the driver of the car, motorbike, bicycle, etc. Also, do not look directly at the lighting part when the Flash/Photo light is lit. Doing so may cause disorders such as reduction in visual acuity. Especially, do not shoot small children in a short distance.

 Sometimes, very rarely some people demonstrate symptoms such as temporary muscle spasms, loss of consciousness, etc. by watching repeatedly flickering screens. Those with a past history of this should consult with a physician beforehand.


## CAUTION Be sure to read the following cautions before use.


 Use of the main unit in an automobile sometimes affects on-vehicle electronic devices, though this rarely happens. If this happens, stop use since this may impair safe travel.


 If you feel any abnormality with your skin, immediately consult a dermatologist. Itching, rashes, eczema, etc. sometimes occurs depending on your physical constitution and condition. The materials of parts used on the product are as follows.


#### ■ "Qua tab 02" main unit


Part	Material	Surface treatment
Display	Glass	Chemical reinforced processing
Power button, Volume UP/DOWN button, Card slot cover, Exterior case	PC resin + 9 % GF resin	UV painting
Exterior case (Front frame)	PC resin + 9 % GF resin	NCVM/UV painting
Camera lens	Glass	Silkscreen print
Flash/Photo light	PMMA resin	Shiny coating

 Do not bring the product close to magnetized objects such as cash cards, floppy disks, credit cards, and prepaid cards. Doing so might result in loss of recorded information.

 Do not allow liquids, metal objects, burnable items, and other foreign matter to get inside the earphone microphone terminal, external connection terminal, microSD memory card slot or au Nano IC Card 04 LE slot. Doing so might cause fire, electric shock, a fault, or injury.


 Do not swing the product by holding the earphone etc. Doing so may cause damage or accident such as injuries.

 Use the product with the card slot cover, etc. closed. If the covers are open, dirt or water may get inside causing a fault.

 If you have a weak heart, set the notification sound volume carefully. Failure to do so may cause harmful effect on heart.


 Do not place the product directly on sand at a beach, etc. Sand or other small particles might get inside the microphone, speaker, etc. causing the volume to drop. If sand gets inside the product, it might cause overheating or a fault.


### ■ Internal Battery

 (The internal battery of the product is a lithium-ion battery)  
The internal battery is not fully charged at the time of purchase. Charge the battery before using the product. Also charge the battery before using the product if you have not used the product for a long time.

#### Li-ion 00


## DANGER Be sure to read the following hazards before use.

 If the leaked liquid gets on your skin or clothes, immediately rinse it off with water to avoid injury. If the liquid gets into your eyes, do not rub them. After washing your eyes with water, immediately consult a doctor to avoid the risk of losing your eyesight. If the liquid gets on a device, wipe it off without touching it.


 Internal battery is a consumable item. If the performance of an internal battery does not recover (e.g. the usable time after each charge has become extremely short), the internal battery is at the end of service life, so stop use. Failure to do so might cause overheating, ignition, rupture or liquid leakage. Since the battery is built-in, au Shop will keep the product and charges will be incurred for repair. You may not use the product for a certain period. Please be forewarned. Note that the length of service life varies depending on the usage condition, etc.


### ■ Charging equipment

## WARNING Be sure to read the following warnings before use.


 Do not use at other voltages than the specified power supply voltage. Doing so might cause an ignition, fire, overheating, or electric shock.

- AC adapter (sold separately): AC 100 to 240 V


 Insert the power plug on the specified charging equipment (sold separately) all the way into the outlet. Not being plugged in all the way may cause electric shock, overheating, ignition, fire, or injury. Do not use if the specified charging equipment (sold separately) is damaged or the outlet receptacle is loose.


 Do not damage, rework, twist, pull, or place heavy objects on the cable of the specified charging equipment (sold separately). Do not use a damaged cable. Doing so may cause electric shock, short-circuiting, fire, or injury.


 Do not touch the specified charging equipment (sold separately) if you hear thunder. Doing so may cause electric shock due to lightning.


 Before cleaning, unplug the specified charging equipment (sold separately) from its outlet. Cleaning while plugged in may cause electric shock or short-circuiting.

 Wipe off the dust on the power plug. Failure to do so might cause fire, burns or electric shock.


 When the specified charging equipment (sold separately) is not to be used for a long time, disconnect the power plug from the power outlet. If the power outlet is connected, it might cause fire or a fault.

 Do not use in places subject to direct splashing with water, pet urine or other liquids. Doing so might result in faults or injury resulting from overheating, fire, electric shock, or short-circuiting of electronic circuits. In the event that the product is splashed with liquid, immediately disconnect power plug of the specified charging equipment (sold separately).

 Do not leave specified charging equipment (sold separately) plugged in if not in use. Do not wrap cord of specified charging equipment (sold separately) around adapter body. Doing so might cause electric shock, overheating, fire, fault, or injury.

 Do not forcibly bend the charging equipment's plug or the connection between the connector and power cord. Doing so might cause electric shock, overheating, fire, fault, or injury.

## CAUTION Be sure to read the following cautions before use.


 Do not use in humid places such as bath areas, or connect/disconnect the specified charging equipment (sold separately) with wet hands. Doing so might cause electric shock, a fault or injury.


 When unplugging the specified charging equipment (sold separately) from its outlet, hold by the plug. Pulling by the cable may damage the cable.

### ■ au Nano IC Card 04 LE

## CAUTION Be sure to read the following cautions before use.

 Be careful when attaching/removing the au Nano IC Card 04 LE. Failure to do so might injure your hands or fingers.


 Do not damage the au Nano IC Card 04 LE (use in high temperatures, dispose of in fire, allow foreign objects to contact the metal portion, subject to shock, bend or place heavy objects on it, expose to wetting, etc.). Doing so may cause erasure of data or a fault.

 Do not store or leave the au Nano IC Card 04 LE where exposed to direct sunlight or high temperatures or in a dusty place. Doing so may cause a fault.

 Store the au Nano IC Card 04 LE out of reach of small children. If they accidentally swallow it, they might be choked or injured.

### ■ For use near medical equipment and in medical institutions

## WARNING Be sure to read the following warnings before use.

-  When using the product near an implanted pacemaker, implanted cardioverter-defibrillator or other electronic medical device, radio waves might affect these units and devices. So, please observe the following.
  - Those with an implanted pacemaker or implanted cardioverter-defibrillator should carry or use the product at least 15 cm away from the pacemaker or cardioverter-defibrillator.
  - Turn the product off or set "Airplane mode" when it may be difficult to keep at least 15 cm away such as in a situation you cannot move freely, since there may be people with a cardiac pacemaker or implanted cardioverter-defibrillator nearby.
  - When a medical institution has laid down designated areas where use of the product is prohibited or is not allowed to be brought in, abide by the instructions of that medical institution.
  - When using electronic medical devices other than an implanted pacemaker and implanted cardioverter-defibrillator outside a medical institution (e.g. home medical treatment), check individually with the manufacturer of the electronic medical device regarding the influence of radio waves.

## Handling Precautions

Observing the following will prevent product faults and ensure adequate product performance. Be sure to read for proper use.

### ■ Precautions common to the main unit, internal battery, charging equipment, au Nano IC Card 04 LE, peripheral devices


- Do not apply excessive force to the product during use. Be sure not to put the product into a tightly packed bag or place a heavy object on the product in a bag. Sitting on the product in your pocket might damage the display or internal circuit board resulting in a malfunction. Keeping an external device connected to the external connection terminal or earphone microphone terminal might damage the connector resulting in a malfunction. Such damage and malfunction are not covered by the warranty, even if there is no external damage.

- Do not use the product in extremely hot, cold or humid places. (Use within an ambient temperature range of 0°C to 35°C and humidity range of 5% to 95%.)

- Do not use in places subject to lots of dust or vibration.
- Clean the external connection terminal and earphone microphone terminal with dry cotton swabs, etc. every now and then. Soiled terminals might cause poor connection. Do not exert a strong force to clean the connection terminal to prevent deformation.
- Clean with a dry, soft cloth (cloth for cleaning glasses, etc.). Rubbing forcefully with a dry cloth may scratch the display. The display may be stained if splash or smear is left attached to the surface. If the terminal is wiped with alcohol, paint thinner, benzine or detergent, the printing may be erased or color may fade.
- Use as far away as possible from land-line phones, TVs and radios. Use nearby might affect them.
- The product may become warm while charging or during other operations, depending on the situation, but this is not abnormal.
- Do not put stickers, etc. on this product. The sound may not come out.

### ■ Main unit

- Do not forcefully press, tap or intentionally subject the display to strong impact. Doing so might cause scratching or damage.
- Do not forcefully press your fingernails, sharp objects or hard objects against buttons or display surface. Doing so might cause scratching or damage. The touch panel is designed to be lightly touched by fingers. Do not apply strong pressure with your fingers or sharp-pointed objects (such as fingernails, ballpoint pens and pins) on the touch panel. Touching the panel may not work in the following cases. Note that it may cause malfunction.
  - Operation with gloved hands
  - Operation with tip of fingernail
  - Operation with a foreign object on the display
  - Operation with protective sheet, seal, etc. on the display
  - Operation with a water drops or dew condensation attached on the touch panel
  - Operation with wet or sweaty fingers

- Never use modified au terminals. Use of a modified device violates the Radio Law and Telecommunication Business Act. The product is compliant with rules on the technical standard conformance of specified wireless equipment based on the Radio Law/Telecommunications Business Act, and as a proof of it, the "Technical Conformity Mark  is checkable on this product. Home screen→ [Settings] → [About tablet] → [Certificate] If the product is disassembled and modifications are made to the internal components, the certification of conformity with technical regulations will become invalid. Do not use the terminal with the certification invalid, as it is a violation of the Radio Law and Telecommunications Business Act.

- Take care not to place magnetized items such as magnetic cards, speakers and TV sets near the product, as it might cause malfunction. Putting a strong magnetism close to the product might cause false operation.

- When you put the product in your bag, etc., take care so that the display does not come in contact with metal objects or other hard objects. Doing so might cause scratching or damage.

- When suddenly brought into a warm place from a cold place, or when in a humid location, or when used where temperature suddenly changes (e.g. near the air discharge port of an air conditioner), water droplets (i.e. condensation) sometimes are formed inside the product. Note that when used under conditions such as this, the humidity might cause corrosion or a fault.

- When wiping the display, wipe with a soft, dry cloth. Use of a moistened cloth, glass cleaner or other similar liquid might cause a fault.
- When connecting/disconnecting the external device to/from the external connection terminal or the earphone microphone terminal, make sure that the connector or plug of external device is straight with the external connection terminal.

- Note that applying unnecessary force with the external connection terminal or the earphone microphone terminal connected with the external device might cause damage.

- Do not exert excessive force when attaching/removing a microSD memory card. Doing so might injure your hands or fingers.
- While writing/reading data to/from a microSD memory card, do not subject the product to vibration or impact, or turn off the power. Doing so may cause data loss or malfunction.
- Do not cover the illuminance sensor with your finger or put a sticker on it. Doing so may hinder the sensor for detecting the ambient light level and functioning correctly.

### ■ Touch Panel

- Use your finger to operate the touch panel. Do not use ballpoint pens, pencils or other sharp-pointed objects. Using such objects does not only hinder correct operation of the touch panel, but also might cause scratching or damage to the display.
- Do not put stickers or sheets (e.g. commercially available protective films, peep prevention sheets) on the display. Doing so might hinder correct operation of the touch panel.
- If the display surface is dirty or wet with sweat or water, it may not function correctly. In such case, wipe the display surface with a dry, soft cloth.
- When carrying the product in your bag, etc., take care not to put the touch panel close to metals or other conductive materials, as it might cause false operation of the touch panel.

### ■ Internal Battery

- Use in very hot or cold environments, for example, when left in an automobile with the windows closed in summer, will cause the internal battery capacity to drop and shorten the available battery usage time. This also shortens the internal battery's service life. Try to use the internal battery as far as possible at room temperature.
- After the internal battery is charged, battery power decreases bit by bit even if the product is not used. The internal battery may be discharged if the product is not used for a long time. We recommend to charge the product before use.

#### ■ au Nano IC Card 04 LE

- Do not forcibly remove or insert the au Nano IC Card 04 LE. Be careful not to exert excessive force when inserting the card into your au terminal.
- You are responsible for any malfunction caused by inserting your au Nano IC Card 04 LE into another IC card reader/writer, etc.
- Keep the IC (metal) part of your au Nano IC Card 04 LE clean. Wipe the card with a dry, soft cloth (such as for cleaning eyeglasses) for cleaning.
- Do not put stickers, etc. on the au Nano IC Card 04 LE.

#### ■ Camera

- When using the camera, follow common rules of etiquette regarding camera use.
- When photographing important occasions (such as a wedding), take a trial shot and check the shot image to make sure it is correctly shot.
- Do not use the camera for recording commercially available books or information of which photographing is not allowed.

#### ■ Copyrights and rights of portrait

- You are not allowed to copy, distribute, publish, modify or edit the data you shot, recorded or downloaded using this product without the consent of the copyright holder, except for personal use, under the copyright law. In addition, do not use or modify portraits or names of other individuals without their consent, as it might infringe on rights of portrait. Note that shooting and recording may be restricted at some live performances, shows and exhibitions even for personal use.
- Be careful about the copyright and portrait right when posting photos you shot, etc. on Internet homepages.

#### ■ Backup content on the product

- Please back up important content registered to the product or downloaded for the product from an outside source. Content recorded to memory on the product sometimes disappears or is altered by unexpected factors, such as static electricity or a fault, repair, mishandling, etc.

## Available Security Codes

The product has various security codes that you can use.

The available security codes are as follows. Do not forget the various security codes that are set as they are necessary for various operations and contracts.

Be sure to change initial codes to your own codes before using the product.

- Security code

Example of usage	To make inquiries, applications, and changes on the au homepage
Initial value	A four digit number chosen by the customer and noted on the application form

- Setting the security type for the start screen

Example of usage	To unlock the screen
Initial value	None

- PIN code

Example of usage	To prevent unauthorized use of the au Nano IC Card 04 LE by third parties
Initial value	1234

Be sure to change initial codes to your own codes before using the product.

## PIN Code

#### ■ PIN code

To prevent unauthorized use of the au Nano IC Card 04 LE by a third party, you can set the product to require PIN code entry every time the power is turned on. You also need to enter the PIN code when setting whether PIN code entry is required.

If the PIN code is incorrectly entered three times consecutively, the PIN code will be locked. You can unlock the PIN code using the PUK code.

- The PIN code is set to "1234" and PIN code entry is set not to be required at the time of purchase. You can change the PIN code to any four- to eight-digit number, and set PIN code entry to be required as necessary.
- If you require a PIN code to be entered, make sure to change the number to your own unique number.

#### ■ PUK code

In case the PIN code is locked, you can unlock it by entering the PUK code.

- The PUK code is an eight-digit number assigned at the time of purchase, which is printed on the back side of the plastic card on which your au Nano IC Card 04 LE is attached.
- After entering the PUK code, you need to set a new PIN code.
- If the PUK code is incorrectly entered ten times consecutively, contact an au shop, PiPiit or Customer Service Center.
- The PIN code is not reset by initializing the product.

## Notes on Using the Bluetooth®/Wireless LAN (Wi-Fi®) Function

- The product's Bluetooth® function is for use within Japan. The product's Bluetooth® function is certified as complying with Japanese domestic wireless standards. Use overseas may be subject to punishment by law.
- The product's Wireless LAN (Wi-Fi®) function is for use within Japan. The product's Wireless LAN (Wi-Fi®) function is certified as complying with Japanese domestic wireless standards. Use overseas may be subject to punishment by law.
- The 2.4 GHz band used by Wireless LAN (Wi-Fi®) or Bluetooth® devices is operated by various other devices. For this reason, the communication speed and connectable range may be decreased, or disconnection may occur, due to interference from other devices.
- Do not use this product in places where electromagnetic waves are generated or near electric products, AV and OA equipment, or other magnetized devices.
- Subjecting this product to magnetic or electrical noise might increase noise and prevent it from performing communications. (This product is particularly susceptible to noise when it used near a microwave oven.)
- Using this product near a TV, radio or similar appliance might cause reception interference and disrupt TV images.
- Searching might not be successful if there are multiple wireless LAN (Wi-Fi®) access points near to the product or the same channel is being used.
- Use of electric devices on board is restricted. Follow the instructions of each airline company.
- The communication speed and connectable range vary depending on the distance between communication devices, obstacles and the devices used.

## Cautions on Using the 2.4 GHz band

Bluetooth® function/Wireless LAN (Wi-Fi®) function of this product uses 2.4 GHz band. In this frequency band, other similar wireless stations, in-plant wireless stations for mobile unit identification that require a license for use, such as factory production lines, specific small power wireless stations that do not require licenses, amateur wireless stations (collectively called "other wireless stations" from here on) are operated in addition to home electrical appliances such as microwave ovens, devices for industrial, scientific and medical devices.

- Before using this product, make sure that "other wireless stations" are not in operation nearby.
  - In the event that instances of radio wave interference have occurred between the product and "other wireless stations", immediately either relocate the product or stop operation of the device (stop the emission of radio waves).
  - If you are unclear on any points or are troubled by anything, contact an au shop or Customer Service Center.
- The connections between this product and all other Bluetooth®and Wireless LAN (Wi-Fi®) devices have not been confirmed. Therefore, connections with all Bluetooth®and Wireless LAN (Wi-Fi®) devices are not guaranteed.
  - This product supports security features for wireless communications that are compliant with the Bluetooth® and Wireless LAN (Wi-Fi®) standard specifications, but the security may not be sufficient depending on the usage environment and configuration. Be careful when making data communication using Bluetooth® or Wireless LAN function (Wi-Fi®).
  - Wireless LAN®has the advantage that it can be freely connected anywhere within the radio wave range, as it uses radio waves for exchanging information. At the same time, there is a risk that a malicious third party may obtain unauthorized access if security settings have not been configured. You are recommended to configure security settings before use at your decision and responsibility.
  - The Company assumes no responsibility for leakage of data or information that may occur during Bluetooth®/Wireless LAN (Wi-Fi®) communication.
  - Since Bluetooth® and Wireless LAN (Wi-Fi®) functions use the same frequency band, using the both functions at the same time may cause radio wave interference resulting in decreased communication speed or disconnection from the network. If connection fails, stop using either of the Bluetooth® and Wireless LAN (Wi-Fi®) functions.

Bluetooth® function/Wireless LAN (Wi-Fi®) function of this product uses 2.4 GHz band.

<b>2.4FH8/XX8/DS4/OF4</b>
<span></span>

- Bluetooth® function: 2.4FH8/XX8

This product uses the 2.4 GHz band. FH-SS and narrow band are used as the modulation scheme. The interference distance is about 80 m or less.

This means that all bandwidths are used, and that bands of mobile unit identification devices can be avoided.

- Wireless LAN (Wi-Fi®) function: 2.4DS4/OF4

This product uses the 2.4 GHz band. DS-SS and OFDM are used as the modulation schemes. The interference distance is about 40 m or less.

This means that all bandwidths are used, and that bands of mobile unit identification devices can be avoided.

Available channels vary depending on countries.

For use in an airplane, check with the airline company in advance.

## Cautions on Using the 5 GHz Band

Wireless LAN (Wi-Fi®) function of this product uses 5 GHz band. Using the 5.2 GHz band and 5.3 GHz band outdoors is prohibited by the Radio Law.

The channels used on the product are as follows.

W52 (5.2 GHz band / 36, 40, 44, 48 ch)

W53 (5.3 GHz band / 52, 56, 60, 64 ch)

W56 (5.6 GHz band / 100, 104, 108, 112, 116, 120, 124, 128, 132, 136, 140 ch)

<b>IEEE802.11b/g/n</b>
<b>IEEE802.11a/n/ac</b>
<b>W52 W53 W56</b>

## Notes on Packet Communication Charges

- Since constant Internet connection is possible with the product, packet communication may be performed automatically by some applications, resulting in high packet communication charges. Therefore, subscription to a packet flat-rate service/packet communication charge discount service is recommended.
- To browse homepages, download applications, communicate using applications, send/receive e-mails and configure various settings with the product, connection to the Internet is required, to which packet communication charge applies. \* Packet communication charges are not incurred for Wireless LAN (Wi-Fi®) use.

## Notes on Applications

- Be sure to check the security of the application, then install it at your own risk. Some applications might cause virus infection, damage various data, and send out your location information, usage history or personal information stored in the product via the Internet.
- The Company assumes no responsibility for any trouble with applications, etc. which the customer has installed. In this event, the customer may be charged for repairs even if within the warranty period.
- The Company assumes no responsibility for any disadvantage brought to you or any third party by applications you have installed.
- Some applications require that a microSD memory card be inserted.
- Some applications prohibit the product from entering sleep mode while they are active, or rapidly drain the battery while running in the background.
- Changes to method of operation or to screen display may occur without notice due to version upgrades of applications pre-installed on the product or that were installed later. Note that there may be differences with descriptions in this manual.

## Specific Absorption Rate (SAR) of This Data Communication Terminal

This model Qua tab 02 data communication terminal complies with Japanese technical regulations and international guidelines regarding exposure to radio waves.

This data communication terminal has been designed in observance of the Japanese technical regulations regarding exposure to radio waves<sup>[1]</sup> and limits to exposure to radio waves recommended by equivalent international guidelines. These international guidelines were set out by the International Commission on Non-ionizing Radiation Protection (ICNIRP), which is in collaboration with the World Health Organization (WHO), and the permissible limits include a substantial safety margin designed to assure the safety of all persons, regardless of age and health condition.

The Japanese technical regulations and international guidelines define the limits using a unit of measurement known as the Specific Absorption Rate (SAR), which represents the average amount of radio frequency energy absorbed by the human body. The SAR limit for this data communication terminal is 2.0 W/kg. The highest SAR value for this data communication terminal when tested for intended use described in the instruction manual is 1.719 W/kg. There may be slight differences between the SAR levels for each product, but they all satisfy the limit.

The actual SAR of this data communication terminal while operating can be well below that indicated above. This is due to automatic changes in the power level of the data communication terminal to ensure it only outputs the minimum power required to communicate with a base station. Therefore in general, the closer you are to a base station, the lower the power output of the data communication terminal.

During communication, hold the product at least 1.5 cm away from your body and also do not allow metal parts between the product and your body. By doing this, this data communication terminal complies with Japanese technical regulations and international guidelines regarding exposure to radio waves.

The World Health Organization has stated that present scientific information does not indicate the use of mobile devices has any harmful effects on the human body.

If you would like to know more detailed information, please refer to the WHO website.

**http://www.who.int/docstore/peh-emf/publications/facts\_press/fact\_english.htm**

Please refer to the websites listed below if you would like more detailed information regarding SAR.

- Ministry of Internal Affairs and Communications website: **http://www.tele.soumu.go.jp/e/sys/e/e/index.htm**
- Association of Radio Industries and Businesses website: **http://www.arib-emf.org/01denpa/denpa02-02.html (in Japanese only)**
- HUawei TECHNOLOGIES CO., LTD website: **http://consumer.huawei.com/jp/tablets/support/information/quatab02-jp.htm (in Japanese only)**
- au homepage: **http://www.au.kddi.com/english**

\* Technical regulations are defined by the Ministerial Ordinance Related to Radio Law (Article 14-2 of Radio Equipment Regulations).

## Export Administration Regulations

This product and its accessories may be under coverage of the Export Administration Regulations of Japan ("Foreign Exchange and Foreign Trade Control Laws" and the related laws and regulations).

In addition, U.S. Re-export Regulations (Export Administration Regulations and the related laws and regulations), regulations in other countries may apply to this product and its accessories. To export and re-export this product and its accessories, directly or indirectly, take the required measures on your responsibility and at your expenses. For details on the procedures, contact the Ministry of Economy, Trade and Industry, the U.S. Department of Commerce, or authority concerned.

## Intellectual Property Right

#### ■ Trademarks

Company names and product names referred to in this manual are trademarks or registered trademarks of respective companies.



## iWnnIME

Google and Google logo, Android and Android logo, Google Play and Google Play logo, Play Music, Play Music logo, Play Movies, Play Movies logo, Gmail and Gmail logo, Google Maps and Google Maps logo, Hangouts and Hangouts logo, Google Maps Navigation and Google Maps Navigation logo, Google Chrome, Google Chrome logo, Google Voice Search and Google Voice Search logo, and YouTube and YouTube logo are trademarks or registered trademarks of Google, Inc.

Microsoft®, Windows® and Windows Vista®/Windows® 7/Windows® 8/Windows® 8.1/Windows®10 are registered trademarks of Microsoft Corporation in the U.S.A. and other countries.

The official name for Microsoft® Windows® is Microsoft® Windows® Operating System.

Microsoft®, Windows Media®, and Exchange® are trademarks or registered trademarks of Microsoft Corporation in the United States and other countries.

Microsoft® Word, Microsoft® Office are product name of Microsoft Corporation in the United States.

QR code is a registered trademark of Denso Wave Inc.

microSD, microSDHC, and microSDXC logo are trademarks of SD-3C, LLC.

Bluetooth® and Bluetooth® logo are registered trademarks owned by the Bluetooth SIG, Inc., and HUawei TECHNOLOGIES CO., LTD is licensed to use those trademarks.

WiMAX is a trademark of WiMAX Forum.

Wi-Fi®, WPA®, Wi-Fi CERTIFIED logo, Wi-Fi Protected Setup logo are registered trademarks or trademarks of Wi-Fi Alliance.

Wi-Fi CERTIFIED™ and Wi-Fi Protected Setup are trademarks of Wi-Fi Alliance.

Facebook and Facebook logo are trademarks or registered trademarks of Facebook, Inc.

iWnn of OMRON SOFTWARE Co., Ltd. is used for conversion methods for Japanese language, and for phrase prediction methods for English. iWnn IME © OMRON SOFTWARE Co., Ltd. 2009-2015 All Rights Reserved.

© 2014 Comic Communication Co., Ltd. All rights reserved.

The product includes pictograms licensed by NTT DOCOMO, INC.

Company and product names mentioned are trademarks or registered trademarks of their respective holders.

#### ■ Open Source Software

This product contains software complying with GNU General Public License (GPL), GNU Lesser General Public License (LGPL). The exact terms of GPL, LGPL licenses are reproduced in "About tablet" in this product. For details, refer to HUawei TECHNOLOGIES CO., LTD homepage.

## Personal Information Protection Policy

Please refer to the websites listed below if you would like more detailed information regarding personal information protection policy of HUawei TECHNOLOGIES CO., LTD.

**http://consumer.huawei.com/jp/privacy-policy/index.htm**

Toll-free Number for Customer Inquiries	
<b>Customer Service Center</b>	
For general information, charges, and operation assistance (toll free)	For service cancelation procedure in case of loss or theft (toll free)
Business hours: 9:00 to 20:00 (7 days a week)	Business hours: 24 hours (7 days a week)
From fixed-line phones   From au cell phones	From fixed-line phones   From au cell phones
<b>☎0077-7-111   157</b> area code not required	<b>☎0077-7-113   113</b> area code not required
Pressing "zero" will connect you to an operator, after calling "157" on your au cellphone.	In case above numbers are not available, call following numbers. (Toll free)
	<b>☎0120-977-033</b> (except Okinawa)
	<b>☎0120-977-699</b> (Okinawa)
<b>Keitai Guarantee Service Center</b>	
For loss, theft or damage (toll free)	
Business hours: 9:00 to 21:00 (7 days a week)	
From fixed-line phones/au cell phones	
<b>☎0120-925-919</b>	

**December 2015, 1st Edition**

**Sold by: KDDI CORPORATION**  
**OKINAWA CELLULAR TELEPHONE COMPANY**  
**Imported by: HUawei TECHNOLOGIES JAPAN K.K.**  
**Manufactured by: HUawei TECHNOLOGIES CO., LTD.**