

isai Beat

Notes on Usage

- Setting Guide*, Basic Manual*, Notes on Usage*, etc. are collectively referred to as "Instruction Manual".
- In this manual, Isai Beat is usually referred to as the "product".
- In this manual, "microSD™ memory card" (commercial item), "microSDHC™ memory card" (commercial item) and "microSDXC™ memory card" (commercial item) are abbreviated as "microSD memory card" or "microSD".
- All company names and product names in this manual are either trademarks or registered trademarks. The trademark symbol (TM) and the registered trademark symbol (®) may be omitted in places in this manual.

October 2016, 1st Edition	MBM65775902(1.0)
- 1 -	

⚠ WARNING
<p>Don't Do not drop, trample, or throw the product or give a strong force or vibration to it. May cause fire, burns, injuries, or electric shock.</p> <p>Don't Keep conductive materials (metal pieces, pencil lead, etc.) from coming in contact with the external connection terminal and prevent dust from getting inside. May cause fire, burns, injuries, or electric shock.</p> <p>Don't Do not cover or wrap the product with a blanket, etc. while using or charging. May cause fire or burns.</p> <p>Do If charging is not complete after the specified charging time has passed, stop charging. May cause fire, burns, or injuries due to overcharge.</p> <p>Do Make sure to turn off the product or stop charging before you get close to places such as a gas station where a flammable gas or dust can be generated. If using at the place where there is a possibility of flammable gases being generated, may cause the gas to ignite or fire. When using Osaifu-Keitai at a gas station, be sure to turn off the power in advance. (If NFC/Osaifu-Keitai lock has been set, cancel the lock before turning off the power.)</p>
- 7 -

<p>Don't If fluid etc. leaks out from the internal battery, do not let the fluid contact with the skin on your face or hands. May cause loss of sight or skin problems. If the fluid etc. enters your eyes or mouth, or contacts skin or clothes, immediately flush the contacted area with clean water. If the fluid etc. enters your eyes or mouth, immediately see a doctor after flushing.</p> <p>Do To use the product in car, check with the automobile manufacturer or dealer to determine how vehicle devices are affected by radio waves before using. In rare cases, using the product in some vehicle models can cause the vehicle's electronic equipment to malfunction. In that case, stop using the product immediately.</p> <p>Do The use of the product may cause itching, rashes, eczema, or other symptoms depending on the user's physical condition. If you develop skin problems, stop using the product immediately, and see a doctor. For materials of parts →P.22</p> <p>Do Make sure that there is no adhered metal pieces (cutter blade, staples, etc.) as the speaker part of the product generate magnetism. May cause injuries, etc. due to adhered objects.</p> <p>Do When watching the display screen, keep a certain distance from the display in a fully bright place. If watching the display in the dark or watching too close, may reduce visual acuity.</p>
- 8 -

<p>Do Internal battery</p> <p>Do If materials inside the internal battery enters your eyes or mouth, immediately flush your eyes or mouth with clean water and see a doctor right away. May cause loss of sight or poor physical condition due to the influence of the fluid, etc. inside the internal battery.</p> <p>Do If the internal battery leaks or gives off a strange smell, immediately stop using and remove it from the vicinity of open flames. May cause leaking fluid to ignite or explode.</p>
⚠ CAUTION
<p>Don't If the fluid etc. leaks out from the internal battery, do not let the fluid contact with the skin on your face or hands or clothes. May cause loss of sight or skin problems. If the fluid etc. enters your eyes or mouth, or contacts skin or clothes, immediately flush the contacted area with clean water. If the fluid etc. enters your eyes or mouth, immediately see a doctor after flushing.</p>

- 14 -

When Using the Product

Before using the product, be sure to read the "Notes on Usage" (this manual) available on the au homepage to ensure correct use. Before you assume that the product is malfunctioning, perform "Malfunction reception".

- On the Home screen ▶ [Support] ▶ [故障受付 (Malfunction reception)] ▶ [トラブル診断 (Troubleshooting diagnosis)] Alternatively, check for possible remedies in "Troubleshooting diagnosis" on the au Customer Support page of the au website. <http://cs.kddi.com/support/komatta/kosho/trouble/>
- Communication is not possible even inside the service area in places where the signal does not reach (e.g. tunnels and basements). Also, communication is sometimes not possible in poor reception areas. Communication is sometimes interrupted if you move into a poor reception areas during communications.
- Since this product uses radio waves, the possibility of communication intercepts by third parties cannot be eliminated (though LTE/WiMAX 2+/GSM/UMTS system has highly secure confidential communication features).
- When connecting to emergency services in Japan, use au VoLTE (LTE network). You cannot connect through 3G (circuit switching network).
- While this product supports the au World Service, each network service described in this manual varies depending on the area and service content.
- Since this product is a radio station under the Radio Law, you may be asked to temporarily submit the product for inspection in accordance with the Radio Law.
- IMEI information of your cell phone is automatically sent to KDDI CORPORATION for maintenance and monitoring operational status of your cell phone.
- Before you start using the product overseas, check the relevant laws and regulations of the country/region you visit.

- 1 -

<p>Do If the product gives off a strange smell, noise, smoke, or overheats or becomes discolored or deformed during use, charge, or storage, perform the following operations.</p> <ul style="list-style-type: none"> Remove the power plug from the outlet or cigarette lighter socket. Turn the product OFF. <p>Not doing so may cause fire, burns, injuries, or electric shock.</p>
⚠ CAUTION
<p>Don't Do not use the damaged product. May cause fire, burns, or injuries.</p> <p>Don't Do not leave on unstable places, such as wobbly tables or objects that are on an angle. Be particularly careful when the device has the vibration function turned on. May cause the device to fall and lead to injury.</p> <p>Don't Do not store the product in extremely humid, dusty or hot areas. May cause fire, burns, or electric shock. For the waterproof and dustproof functions, refer to the following. →P.33 "Notes on waterproof and dustproof properties"</p> <p>Don't When children use the product, do not let them use incorrectly without instruction by an adult for proper use. May cause injuries.</p>
- 8 -

<p>■ Internal battery</p> <p>⚠ DANGER</p> <p>Do If materials inside the internal battery enters your eyes or mouth, immediately flush your eyes or mouth with clean water and see a doctor right away. May cause loss of sight or poor physical condition due to the influence of the fluid, etc. inside the internal battery.</p> <p>Do If the internal battery leaks or gives off a strange smell, immediately stop using and remove it from the vicinity of open flames. May cause leaking fluid to ignite or explode.</p>
⚠ CAUTION
<p>Do If the fluid etc. leaks out from the internal battery, do not let the fluid contact with the skin on your face or hands or clothes. May cause loss of sight or skin problems. If the fluid etc. enters your eyes or mouth, or contacts skin or clothes, immediately flush the contacted area with clean water. If the fluid etc. enters your eyes or mouth, immediately see a doctor after flushing.</p>

⚠ CAUTION
<p>Do If the fluid etc. leaks out from the internal battery, do not let the fluid contact with the skin on your face or hands or clothes. May cause loss of sight or skin problems. If the fluid etc. enters your eyes or mouth, or contacts skin or clothes, immediately flush the contacted area with clean water. If the fluid etc. enters your eyes or mouth, immediately see a doctor after flushing.</p>

- 15 -

- Although the display used for any damages arising from earthquakes, lightning, storms, floods or other natural disasters, as well as fires, actions by third parties, other accidents, intentional or mistaken misoperation by the customer, or use under other unusual conditions outside the responsibility of the Company.
- The Company is not liable for any incidental damages (change/disappearance of described content, loss of business income, disruption of business, etc.) arising from use or inability to use the product.
- The Company is not liable for any damages arising from failure to observe the described content of the "Basic Manual" or "Notes on Usage" (this manual).
- The Company is not liable for any damages arising, for example, from malfunction caused by combination with connected devices or software not related to the Company.
- Captured image data or downloaded data may sometimes be altered or lost due to faults, repair or other handling of the product. The Company is not liable for any damage or lost income resulting from recovery of these data.
- It is recommended you keep a copy of important data on your PC's hard disk, etc. Whatever the cause of the defect or malfunction may be, the Company assumes no responsibility for alteration or loss of saved data.
- Contents saved in the product, such as contacts, mails and favorites, might be altered or lost in an accident, fault, repair or mishandling. Be sure to keep a copy of important contents. Note that Company assumes no responsibility for any damages or lost profits resulting from altered or lost contents.
- Note that contents (both charged or free content) saved with the product cannot be returned to the customer when it is replaced for repair of a fault, for example.
- The product uses liquid crystal for its display. The display response speed may become slow when the ambient temperature is low, which is due to the property of liquid crystal and not a malfunction. The display response speed will return to normal at room temperature.

- 1 -

<p>Don't Do not store the product within reach of small children. May cause small children to accidentally swallow the product or cause injuries and electric shock.</p> <p>Do Be careful when using the product continuously for a long time or charging as it gets hot. Also, avoid touching the terminal for a long time by falling asleep unintentionally. While using the terminal for a long time such as using application, calling, using data communication, watching videos, etc. or charging, the product, the internal battery, or the adapter may get hot. Directly touching a hot part for a long time, you may have redness, itching or rash on your skin, or it may result in low-temperature burns depending on your constitution and/or health condition.</p>
■ Main unit
⚠ DANGER
<p>Don't Do not throw the product into fire or apply heat. May cause fire, burns, or injury due to battery ignition, rupture, overheat, or leak.</p> <p>Don't Do not apply excessive force such as sticking a nail into the product, hitting it with a hammer, or stepping on it. May cause fire, burns, or injury due to battery to ignite, rupture, overheat, or leak.</p> <p>Do If materials inside the internal battery enters your eyes, do not rub your eyes and immediately flush them with clean water and see a doctor right away. May cause loss of sight due to the influence of the fluid, etc. inside the internal battery.</p>
- 9 -

<p>■ Charging equipment</p> <p>⚠ WARNING</p> <p>Do Do not use the specified charger (sold separately) cable if it is damaged. May cause fire, burns, or electric shock.</p> <p>Do Do not use the specified charger (sold separately) in a bathroom or other highly humid area. May cause fire, burns, or electric shock.</p> <p>Do Always use the specified DC adapter with a negative-ground vehicle. Do not plug it into a positive-ground vehicle. May cause fire, burns, or electric shock, etc.</p> <p>Do If it starts to thunder, do not touch the adapter. May cause electric shock, etc.</p> <p>Do Do not short the external connection terminal while it is connected to an outlet or the cigarette lighter socket. Do not touch the external connection terminal with a part of your body such as your hand or finger. May cause fire, burns, or electric shock.</p> <p>Do Do not place heavy objects on the specified charger (sold separately). May cause fire, burns, or electric shock.</p> <p>Do When connecting/disconnecting specified charger (sold separately) to/from an outlet, do not contact a metal strap or other metal objects with it. May cause fire, burns, or electric shock.</p>
- 16 -

- Although the display used for any damages arising from earthquakes, lightning, storms, floods or other natural disasters, as well as fires, actions by third parties, other accidents, intentional or mistaken misoperation by the customer, or use under other unusual conditions outside the responsibility of the Company.
- You are recommended to store copies of individual data such as photos you took, videos and music on your PC by sending each file as mail attachment, etc. Note, however, that you may not be able to make copies of any copyrighted data even by the above mentioned means.
- Do not discard this product together with regular trash. Please cooperate in the collection of the product (including optional accessories) when it is no longer needed to protect the environment and effectively use resources. Old product are collected at au shops and other places.

<ul style="list-style-type: none"> "The Company" as appears in this manual refers to the following companies: Sold by : KDDI CORPORATION OKINAWA CELLULAR TELEPHONE COMPANY Imported by : LG Electronics Japan, Inc. Manufactured by : LG Electronics Inc. <p>memo</p> <ul style="list-style-type: none"> Reproduction of the content of this manual in part or in whole is prohibited. The content of this manual is subject to change without notice. Every effort has been made in the preparation of this manual. Should you notice any unclear points, omissions, etc., feel free to contact us.
<p>⚠ DANGER</p> <p>This symbol indicates the potential and imminent danger of death or serious injury^{*1} to a person if the product is handled incorrectly.</p>
<p>⚠ WARNING</p> <p>This symbol indicates the possibility of death or serious injury^{*1} to a person if the product is handled incorrectly.</p>
<p>⚠ CAUTION</p> <p>This symbol indicates the possibility of minor injury^{*2} to a person or physical damage^{*3} if the product is handled incorrectly.</p>

- 9 -

<p>Do If materials inside the display enters your eyes or mouth, immediately flush your eyes or mouth with clean water and see a doctor right away. May cause loss of sight or poor physical condition due to the influence of the fluid, etc. inside the display.</p>
⚠ DANGER
<p>Do Do not transmit infrared light from the infrared port toward your eyes. May adversely affect your eyes.</p> <p>Do Do not point the infrared port at consumer electronics that have infrared capabilities when transmitting infrared light. May cause an accident or the like from malfunction of the infrared device.</p> <p>Do Do not look directly at the light of the laser autofocus sensor. May cause damage to your eyesight.</p> <p>Do Do not lighten or flash the lighting part of the light close to person's eye. Keep enough distance especially from small children. May cause damage to your eyesight. Also, you may get dazzled or surprised causing an accident.</p> <p>Do Do not lighten or flash the light to drivers of cars, etc. May disturb driving and cause an accident, etc.</p> <p>Do Do not watch the display that blinks repeatedly for a long time. May cause spasm, loss of consciousness, etc.</p>
- 10 -

<p>Do Do not use an electric transformer for overseas (travel converter) with the specified charger (sold separately). May cause ignition, heating, or electric shock.</p> <p>Do Do not apply force on the connected parts when specified charger (sold separately) is connected to the product. May cause fire, burns, injuries, or electric shock.</p> <p>Do Do not touch specified charger (sold separately) cord, USB cable, external connection terminal, or power plug with wet hands. May cause fire, burns, or electric shock.</p> <p>Do Only use with the specified power source and voltage. When charging the product overseas, use specified charger (sold separately) for global use. If incorrect voltage is used, it may cause fire, burns or electric shock. AC adapter : 100 V AC (Connect to an AC outlet for internal household use) AC adapter for global use : Between 100 V AC and 240 V AC (Connect to an AC outlet for internal household use) DC adapter : 12 or 24 V DC (specific for negative-ground vehicle)</p> <p>Do When replacing the specified DC adapter's fuse, replace it only with a specified fuse. Replacing with a different type of fuse might cause fire, burns, electric shock, etc. For specified fuses, see the instructions that come with the DC adapter.</p> <p>Do Wipe off any dust that attached to the power plug. If the terminal is used with dust adhering to it, may cause fire, burns, or electric shock.</p>
- 17 -

Safety Precautions (Observe Strictly)

- Before using the product, thoroughly read these safety precautions for proper use. After reading, store the precautions in a safe place.
- These precautions are intended to protect you and others around you. Read and follow them carefully to avoid injury, damage to the product or damage to property.
- The signs below differentiate between the levels of danger that can occur if the product is not used within the specified guidelines.

⚠ DANGER	This symbol indicates the potential and imminent danger of death or serious injury ^{*1} to a person if the product is handled incorrectly.
⚠ WARNING	This symbol indicates the possibility of death or serious injury ^{*1} to a person if the product is handled incorrectly.
⚠ CAUTION	This symbol indicates the possibility of minor injury ^{*2} to a person or physical damage ^{*3} if the product is handled incorrectly.

- *1 Serious injury: This refers to loss of sight, injury, burns (high- and low-temperature), electric shock, broken bones, injuries with residual aftereffects from poisoning, etc., and injuries requiring hospital admission for treatment or long term hospital attendance as an outpatient.
- *2 Minor injury: This refers to injuries, burns (high- and low-temperature), electric shock, etc. that do not require hospital admission for treatment or long-term hospital attendance as an outpatient.
- *3 Physical damage: This refers to extended damage to buildings, furniture, livestock, pets, etc.

- 4 -

<p>Do Do not put foreign objects such as liquid like water (drinking water, perspiration, seawater, urine of pet animals, etc.), metal pieces or burnable things into au Nano IC Card O4 inside the product or microSD memory card slot. Insert the au Nano IC Card O4 or microSD memory card in the correct place and in correct direction. May cause fire, burns, injuries, or electric shock.</p> <p>Do Do not expose the camera lens to direct sunlight for an extended period. May cause fire, burns, injuries, etc. by the light-collecting mechanism of the lens.</p> <p>Do When on board an airplane, turn the power of the product off or put it in Airplane mode. Follow the instructions of each airline, because there are different restrictions for using the product on an airplane. May cause electronic equipment of airplanes to fail or malfunction. If you do a prohibited act such as using the product in an airplane, you will be punished according to law.</p> <p>Do When using the product in a medical facility, be sure to observe the regulations of the facility. Turn the product off where its use is prohibited. May cause electronic equipment or electronic medical equipment to fail or malfunction.</p> <p>Do When using the handsfree call, ringtone is ringing, or in the standby mode, be sure to keep the product off of the ears. Also, when playing games, video, or music with an earphone microphone connected to the product, adjust the volume to the proper level. Setting too loud a volume or using the earphone continuously for a long period of time might adversely affect your ears. Surrounding sounds may not be heard clearly causing an accident.</p>
- 11 -

<p>Do When you connect the specified charger (sold separately) to an outlet or a cigarette lighter socket, firmly connect it to the outlet. If not firmly inserted, may cause fire, burns, electric shock.</p> <p>Do When you disconnect the power plug from an outlet or a cigarette lighter socket, do not pull the specified charger (sold separately) cord with excessive force. Instead, hold the adapter to disconnect. If the adapter cord is pulled on, this may result in scratches, may cause fire, burns, electric shock.</p> <p>Do When connecting/disconnecting the specified charger (sold separately) to/from the terminal, do not use force and connect/disconnect straight without bending. If not properly unplugged or plugged in, may cause fire, burns, injuries, or electric shock.</p> <p>Do Immediately stop using the product if the external connection terminal is deformed. Do not use it by restoring the deformation. May cause fire, burns, injuries, or electric shock due to short circuit of the charging terminal.</p> <p>Do Always remove the power plug of the specified charger (sold separately) from an outlet or a cigarette lighter socket when not using the adapter. If the power plug is left plugged in, may cause fire, burns, injuries, or electric shock.</p> <p>Do Immediately remove the power plug from an outlet or a cigarette lighter socket if water (drinking water, perspiration, seawater, urine of pet animals, etc.) gets into the adapter. May cause fire, burns, or electric shock.</p> <p>Do Always remove the power plug from an outlet or a cigarette lighter socket when cleaning the equipment. May cause fire, burns, electric shock.</p>
- 18 -

- Explanation of graphic symbols used in this manual to indicate actions that are not allowed and actions that must be done

Don't	Indicates an action that is not allowed.	Not liquids	Indicates that use in a place where the product is likely to get wet or allowing the product to get wet is not allowed.
Not disassembly	Indicates that disassembly is not allowed.	Do	Indicates an action that must be done.
No wet hands	Indicates that handling with wet hands is not allowed.	Unplug power plug	Indicates that the power plug must be disconnected from the power outlet.

- Precautions common to the main unit, internal battery, charging equipment, au Nano IC Card O4, peripheral devices

⚠ DANGER
<p>Don't Do not use, store or leave the product in hot places (e.g. by a fire, near a heater, under a kotatsu or futon, in direct sunlight, in a car in the hot sun). May cause fire, burns, injuries, or electric shock.</p> <p>Do Do not put the product into or near a heating cooking device such as a microwave oven or IH cooker, or high-pressure container such as a pressure cooker. May cause fire, burns, injuries, or electric shock.</p>

- 5 -

<p>Do Be careful when setting vibrator (vibration) or ringtone if your heart is weak. May cause harmful effect on heart.</p> <p>Do If you wear an electronic medical device, check with the equipment manufacturer or sales outlet to determine how the device is affected by radio waves before using the product. May cause harmful effect on the electronic medical device, etc.</p> <p>Do Turn the product OFF near high-precision electronic control equipment or electronic equipment using low-power signals. May cause the equipment to fail or malfunction. * Examples of electronic equipment to avoid: Hearing aids, implanted pacemakers or defibrillators, other electronic medical equipment, and other automatic control equipment. Users wearing implanted pacemakers or defibrillators, or other electronic medical equipment should check with the manufacturer or sales outlet about the effect of radio frequencies on the equipment.</p> <p>Do When the display or camera lens is accidentally broken, be careful of broken glass or exposed internal parts of the product. If you mistakenly touch broken or exposed parts, you may be injured.</p> <p>Do If the internal battery leaks or gives off a strange smell, immediately stop using and remove it from the vicinity of open flames. May cause leaking fluid to ignite or explode.</p> <p>Do Be careful not to let your pet bite the product. May cause internal battery to ignite, burst, heat, or leak, and may cause fire, burns, or injuries.</p>
- 12 -

<p>Do Do not touch the specified charger (sold separately) for a long time while they are connected to an outlet or cigarette lighter socket. May cause burns, etc.</p>
<p>■ au Nano IC Card O4</p> <p>⚠ CAUTION</p>
<p>Do Be careful of the cut surface when handling au Nano IC Card O4 as it may damage a part of your body such as fingers, etc. May cause injuries.</p>
<p>■ LG TV antenna cable O1</p> <p>⚠ DANGER</p>
<p>Do Do not let the product get wet with water (drinking water, perspiration, seawater, urine of pet animals, etc.). May cause fire, burns, injuries, or electric shock.</p>

<p>Do Do not let the LG TV antenna cable O1 connecting plug get dirty. May cause a fault.</p>
<p>Do Insert or remove the LG TV antenna cable O1 connecting plug into/from the earphone jack in a straight line.</p>
- 19 -

<p>Do Do not put sand, dirt, or mud on the product or put it on them directly. Do not touch the product with hands to which sand or others adhere. May cause fire, burns, injuries, or electric shock. For the waterproof and dustproof functions, refer to the following. →P.33 "Notes on waterproof and dustproof properties"</p> <p>Do Do not charge when the product is wet with water (drinking water, perspiration, seawater, urine of pet animals, etc.). May cause fire, burns, injuries, or electric shock. For the waterproof function, refer to the following. →P.33 "Notes on waterproof and dustproof properties"</p> <p>Do Do not disassemble or remodel the equipment. May cause fire, burns, injuries, or electric shock.</p> <p>Do Do not let the product get wet with water (drinking water, perspiration, seawater, urine of pet animals, etc.). May cause fire, burns, injuries, or electric shock. For the waterproof function, refer to the following. →P.33 "Notes on waterproof and dustproof properties"</p> <p>Do Do not put water (drinking water, perspiration, seawater, urine of pet animals, etc.) into the external connection terminal. May cause fire, burns, injuries, or electric shock. For the waterproof function, refer to the following. →P.33 "Notes on waterproof and dustproof properties"</p>
- 6 -

<p>Do Use the optional products specified by au for your cell phone. May cause fire, burns, injuries, or electric shock.</p>
⚠ CAUTION
<p>Do Do not swing the product by the LG TV antenna cable O1, etc. May cause an accident such as injury to yourself or others, or damage to surrounding objects by hitting.</p> <p>Do When using the motion sensor, stay alert to your surroundings, hold the product firmly, and do not swing it excessively. May cause injuries.</p> <p>Do If the display breaks and the fluid etc. leaks out from inside, do not let the fluid contact with the skin on your face or hands or clothes. If the fluid etc. enters your eyes or mouth, or contacts skin or clothes, immediately flush the contacted area with clean water. If the fluid etc. enters your eyes or mouth, immediately see a doctor after flushing.</p> <p>Do Do not discard the product together with other garbage. May cause ignition resulting in fire, burns, or injuries. Also may cause environmental destruction. Bring them to a sales outlet such as an au shop. If your local municipality has a battery recycling program, dispose of them as provided for.</p>
- 13 -

<p>Do The use of the product may cause itching, rashes, eczema, or other symptoms depending on the user's physical condition. If you develop skin problems, stop using the product immediately, and see a doctor. For materials of parts →P.22</p>
<p>■ IC card opener for LGV34 (sample)</p> <p>⚠ WARNING</p>
<p>Do The end of the IC card opener for LGV34 (sample) is sharp. Do not use pointed at yourself or other people. May hit yourself or other people resulting in injury or loss of sight.</p>
⚠ CAUTION
<p>Do The use of the product may cause itching, rashes, eczema, or other symptoms depending on the user's physical condition. If you develop skin problems, stop using the product immediately, and see a doctor. For materials of parts →P.23</p>
<p>Do Store in a place where small children cannot reach. If it is accidentally swallowed, it might result in suffocation or injury.</p>
- 20 -

5 GHz Frequency Band Precautions

Wireless LAN (Wi-Fi[®]) function of this product uses 5 GHz band. Using the 5.2 GHz band and 5.3 GHz band outdoors is prohibited by the Radio Law. The channels used on the product are as follows.

■ **HT20 [a/n]**, **VHT20 [ac]**

W52 (5.2 GHz band/36, 40, 44, 48 ch)
W53 (5.3 GHz band/52, 56, 60, 64 ch)
W56 (5.6 GHz band/100, 104, 108, 112, 116, 120, 124, 128, 132, 136, 140 ch)

■ **HT40 [n]**, **VHT40 [ac]**

W52 (5.2 GHz band/38, 46 ch)
W53 (5.3 GHz band/54, 62 ch)
W56 (5.6 GHz band/102, 110, 118, 126, 134 ch)

■ **VHT80 [ac]**

W52 (5.2 GHz band/42 ch)
W53 (5.3 GHz band/58 ch)
W56 (5.6 GHz band/106, 122 ch)

Security code/PIN code

The product has various security codes that you can use. The available security codes are as follows. Do not forget the various security codes that are set as they are necessary for various operations and contracts.

Make sure to change the initial value to your own unique number.

- Security code

Example of usage	① To do remote operation of voice mail and call forwarding services from a landline phone
	② To use Customer Service Center and to do various inquiries, applications, and modifications on the au homepage
Initial value	A four digit number chosen by the customer and noted on the application form
	- 42 -

Export Administration Regulations

This product and its accessories may fall under the category of application of Japan Export Control Regulations ("Foreign Exchange and Foreign Trade Law" and relevant laws and regulations), U.S. Re-export Regulations (Export Administration Regulations) is applied to this product and its accessories. If you export or re-export this product or its accessories, please follow the necessary procedures at your own risk and expense. For details on the procedures, contact the Ministry of Economy, Trade and Industry or the U.S. Department of Commerce.

Security code/PIN code

The product has various security codes that you can use. The available security codes are as follows. Do not forget the various security codes that are set as they are necessary for various operations and contracts.

Make sure to change the initial value to your own unique number.

- Security code

Example of usage	① To do remote operation of voice mail and call forwarding services from a landline phone
	② To use Customer Service Center and to do various inquiries, applications, and modifications on the au homepage
Initial value	A four digit number chosen by the customer and noted on the application form
	- 42 -

Security code/PIN code

The product has various security codes that you can use. The available security codes are as follows. Do not forget the various security codes that are set as they are necessary for various operations and contracts.

Make sure to change the initial value to your own unique number.

- Security code

Example of usage	① To do remote operation of voice mail and call forwarding services from a landline phone
	② To use Customer Service Center and to do various inquiries, applications, and modifications on the au homepage
Initial value	A four digit number chosen by the customer and noted on the application form
	- 42 -

Example of usage	① To do remote operation of voice mail and call forwarding services from a landline phone
	② To use Customer Service Center and to do various inquiries, applications, and modifications on the au homepage
Initial value	A four digit number chosen by the customer and noted on the application form
	- 42 -

Example of usage	① To do remote operation of voice mail and call forwarding services from a landline phone
	② To use Customer Service Center and to do various inquiries, applications, and modifications on the au homepage
Initial value	A four digit number chosen by the customer and noted on the application form
	- 42 -

Example of usage	① To do remote operation of voice mail and call forwarding services from a landline phone
	② To use Customer Service Center and to do various inquiries, applications, and modifications on the au homepage
Initial value	A four digit number chosen by the customer and noted on the application form
	- 42 -

Example of usage	① To do remote operation of voice mail and call forwarding services from a landline phone
	② To use Customer Service Center and to do various inquiries, applications, and modifications on the au homepage
Initial value	A four digit number chosen by the customer and noted on the application form
	- 42 -

- PIN code

Example of usage	To prevent unauthorized use of the au Nano IC Card O4 by third parties
Initial value	1234 Make sure to change the initial value to your own unique number.

- Lock No. (NFC/Osaifu-Keitai lock)

Example of usage	Lock No. (NFC/Osaifu-Keitai lock)
Initial value	1234 Make sure to change the initial value to your own unique number.

Privacy Protected Function

The function shown below is installed in the product to protect the privacy of the saved data.

Function	Description
Screen lock	Set Knock Code, Pattern, PIN, Password, or Fingerprint to secure data when turning on the phone or when unlocking the screen.

PIN Code

■ **PIN code**

To prevent unauthorized use of the au Nano IC Card O4 by a third party, you can set the product to require PIN code entry every time the power is turned on. You also need to enter PIN code when setting whether the PIN code entry is required.

If the PIN code is incorrectly entered three times consecutively, the PIN code will be locked. You can unlock the PIN code using PUK code.


	- 43 -
--	--------

Intellectual Property Right

Trademarks

All company names and product names in this manual are either trademarks or registered trademarks.

- The microSD logo, microSDHC logo, and microSDXC logo are trademarks of SD-3C, LLC.   
- Bluetooth[®] word mark and logos are registered trademarks owned by Bluetooth SIG, INC. LG Electronics Inc. have the rights of using the above trademarks. 

- Wi-Fi[®], Wi-Fi Direct[®] are registered trademark of Wi-Fi Alliance[®].
- Google, the Google logo, Android, the Android logo, Google Play, the Google Play logo, Google Talk, Gmail are trademarks of Google, Inc.
- iWm of OMRON SOFTWARE CO., Ltd. is used for conversion methods for Japanese language. iWm[®] OMRON SOFTWARE Co., Ltd. 2008-2016 All Rights Reserved.
- FeliCa is a contactless IC card technology developed by Sony Corporation. FeliCa is a registered trademark of Sony Corporation.
-  is a registered trademark of FeliCa Networks, Inc.
- Facebook and Facebook logo are trademarks or registered of Facebook, Inc.
- All other company names and product names are trademarks or registered trademarks of respective companies referred to in this manual.


- The default PIN code "1234" does not need to be changed but you can change the PIN code to any four- to eight-digit number if necessary, and you can change settings so that the PIN code must be entered. If you require a PIN code to be entered, make sure to change the number to your own unique number.

■ **PUK code**

In case the PIN code is locked, you can unlock it by entering the PUK code.

- PUK code is an eight-digit number given at the time of purchase, which is printed on the back side of the plastic card on which your au Nano IC Card O4 is attached.

- After entering the PUK code, you need to set a new PIN code in "Change SIM PIN".
- If the PUK code is incorrectly entered 10 times consecutively, contact an au shop, PiPi or Customer Service Center.

 memo
<ul style="list-style-type: none">If PIN is locked, the product may restart to protect its security. PIN code is not reset by Factory data reset.

	- 44 -
--	--------

Notes on Packet Communication Charge

- Be sure to check the security of the application, then install it at your own risk. Some applications might cause virus infection, damage various data, and send out your location information, usage history or personal information stored in your cell phone via the Internet.
- The Company assumes no responsibility for any operation problems that might be caused by the applications you have installed. In such case, you may be charged a repair fee even during the warranty period.
- The Company assumes no responsibility for any disadvantage brought to you or any third party by applications you have installed.
- Depending on applications, microSD memory card is required when using the application.
- Some applications prohibit the product from entering sleep mode while they are active, or rapidly drain the battery while running in the background.
- Operational procedures and screen appearances of the applications preinstalled in the product and those installed by you are subject to change without notice as a result of version upgrade. In addition, operating procedures described in this manual may differ from the actual procedures.

	- 44 -
--	--------

Notes on Packet Communication Charge

OpenSSL License

Copyright © 1998-2011 The OpenSSL Project. All rights reserved.

This product includes software developed by the OpenSSL Project for use in the OpenSSL Toolkit. (<http://www.openssl.org/>) THIS SOFTWARE IS PROVIDED BY THE OPENSSL PROJECT "AS IS" AND ANY EXPRESSED OR IMPLIED WARRANTIES, INCLUDING, BUT NOT LIMITED TO, THE IMPLIED WARRANTIES OF MERCHANTABILITY AND FITNESS FOR A PARTICULAR PURPOSE ARE DISCLAIMED. IN NO EVENT SHALL THE OPENSSL PROJECT OR ITS CONTRIBUTORS BE LIABLE FOR ANY DIRECT, INDIRECT, INCIDENTAL, SPECIAL, EXEMPLARY, OR CONSEQUENTIAL DAMAGES (INCLUDING, BUT NOT LIMITED TO, PROCUREMENT OF SUBSTITUTE GOODS OR SERVICES; LOSS OF USE, DATA, OR PROFITS; OR BUSINESS INTERRUPTION) HOWEVER CAUSED AND ON ANY THEORY OF LIABILITY, WHETHER IN CONTRACT, STRICT LIABILITY, OR TORT (INCLUDING NEGLIGENCE OR OTHERWISE) ARISING IN ANY WAY OUT OF THE USE OF THIS SOFTWARE, EVEN IF ADVISED OF THE POSSIBILITY OF SUCH DAMAGE.

[Original SSLeay License]
Copyright © 1995-1998 Eric Young (eay@cryptsoft.com) All rights reserved.

This product includes cryptographic software written by Eric Young (eay@cryptsoft.com)

THIS SOFTWARE IS PROVIDED BY ERIC YOUNG "AS IS" AND ANY EXPRESS OR IMPLIED WARRANTIES, INCLUDING, BUT NOT LIMITED TO, THE IMPLIED WARRANTIES OF MERCHANTABILITY AND FITNESS FOR A PARTICULAR PURPOSE ARE DISCLAIMED. IN NO EVENT SHALL THE AUTHOR OR CONTRIBUTORS BE LIABLE FOR ANY DIRECT, INDIRECT, INCIDENTAL, SPECIAL, EXEMPLARY, OR CONSEQUENTIAL DAMAGES (INCLUDING, BUT NOT LIMITED TO, PROCUREMENT OF SUBSTITUTE GOODS OR SERVICES; LOSS OF USE, DATA, OR PROFITS; OR BUSINESS INTERRUPTION) HOWEVER CAUSED AND ON ANY THEORY OF LIABILITY, WHETHER IN CONTRACT, STRICT LIABILITY, OR TORT (INCLUDING

	- 44 -
--	--------

Notes on Packet Communication Charge

- Since a constant Internet connection is possible with the product, packet communication may be performed automatically by some applications, resulting in high packet communication charges. Therefore, subscription to a packet communication charge discount service or fiat late plan is recommended.
- On the product to browse websites, download applications, communicate using applications, send/receive e-mails, and configure various settings, connection to the Internet is required, to which packet communication charge applies.
 - Packet communication charge does not apply to wireless LAN (Wi-Fi[®]) connection.

Applications

- Be sure to check the security of the application, then install it at your own risk. Some applications might cause virus infection, damage various data, and send out your location information, usage history or personal information stored in your cell phone via the Internet.
- The Company assumes no responsibility for any operation problems that might be caused by the applications you have installed. In such case, you may be charged a repair fee even during the warranty period.
- The Company assumes no responsibility for any disadvantage brought to you or any third party by applications you have installed.
- Depending on applications, microSD memory card is required when using the application.
- Some applications prohibit the product from entering sleep mode while they are active, or rapidly drain the battery while running in the background.
- Operational procedures and screen appearances of the applications preinstalled in the product and those installed by you are subject to change without notice as a result of version upgrade. In addition, operating procedures described in this manual may differ from the actual procedures.

	- 45 -
--	--------

NEGLIGENCE OR OTHERWISE) ARISING IN ANY WAY OUT OF THE USE OF THIS SOFTWARE, EVEN IF ADVISED OF THE POSSIBILITY OF SUCH DAMAGE.

Open source licenses

To obtain the source code developed under GPL, LGPL, MPL, and other open source licenses that are contained in this product, please visit <http://opensource.lge.com>. You can download the details of all applicable licenses, including source code, copyright notices, and notices stating no responsibility for warranty.

If, within three years of purchasing the product, you request the open source code for the software contained in the product by email (opensource@lge.com), once you pay the minimum necessary costs for media and delivery, etc., you will be provided with a CD-ROM.

Others

For software installed in this product or part of the installed software, you are not allowed to change, translate or adapt, reverse, engineering, decompile, reverse assemble them, or do anything related to the above.

This product is licensed complying with the MPEG-4 Visual Patent Portfolio License. If you use it for private purpose without any profits, you are allowed to use them only when:

- Recording videos that are compliant with the standard of MPEG-4 Visual (hereinafter referred to as MPEG-4 Video)
- Playing MPEG-4 Videos recorded personally by consumers not engaged in profit activities
- Playing MPEG-4 Video supplied from the provider licensed from MPEG-LA

	- 45 -
--	--------

Cell Phone Etiquette

Use of the product is not allowed in the following places!

- Do not listen to music or watch videos while driving a car or riding a motorbike or bicycle. Use of cell phones while driving a car or riding a motorbike is prohibited by law. (Use of cell phones while riding a bicycle may also be punishable by law.) In addition, stay alert to the traffic around you even when walking. Surrounding sounds may not be heard clearly, and gazing at the screen might distract your attention causing a traffic accident. Be especially careful at railroad crossings, on a platform, and at pedestrian crossings.
- Use of cell phones on board is restricted. Follow the instructions of each airline.

Consider people around you

- To prevent ringtone from bothering other people, not only refrain from making a call but also power off or use Silent mode at a movie theater, theater, museum, library, etc.
- In a city area, use in a place where you do not bother people walking.
- It is extremely dangerous to walk while looking at the screen of the cell phone. Do not make calls or operate a cell phone while walking or by stopping suddenly.
- Move to a place where you do not disturb others while you are in shinkansen, a hotel lobby, etc.
- Be careful not to be loud while talking.
- Be careful of sound leakage from earphones in trains or other places with many people around you.
- Ask permission if you take photos with your cell phone camera.
- When using the camera, follow common rules of etiquette regarding camera use.

	- 46 -
--	--------

For further utilizing such as promotion, in-house use or profit-making business, please contact MPEG LA, LLC in U.S.

- This product has been granted the licenses which code (i) AVC standard compliant video (hereinafter stated as AVC video) based upon the AVC Portfolio License for the individual use of customers, and non-commercial use, and/or the licenses which decode (ii) VC-1 video. (this is restricted to the AVC video that has been coded by customers who are not engaged in individual, and commercial activities, and/or pertains to the provision of coded AVC video from video providers who have been granted the licenses). For any other purposes, licence is not permitted even for the implied usage. Additional information may be obtained from MPEG LA, LLC. Refer to <http://www.mpegla.com>

- This product has been granted the licenses which code (i) VC-1 standard compliant video (hereinafter stated as VC-1 video) based upon the VC-1 Patent Portfolio License for the individual use of customers, and non-commercial use, and/or the licenses which decode (ii) VC-1 video. (this is restricted to the VC-1 video that has been coded by customers who are not engaged in individual, and commercial activities, and/or pertains to the provision of coded VC-1 video from video providers who have been granted the licenses). For any other purposes, licence is not permitted even for the implied usage. Additional information may be obtained from MPEG LA, LLC. Refer to <http://www.mpegla.com>

	- 46 -
--	--------

- There may be a person with a cardiac pacemaker nearby at a place filled with people such as in a crowded train. Set "Airplane mode" or turn off beforehand.
- When a medical institution has laid down designated areas where the use of the product is prohibited or is not allowed to be brought in, follow the instructions of that medical institution.

Specific Absorption Rate (SAR) of Cell Phones

This model 'Isai Beat' mobile phone complies with Japanese technical regulations and international guidelines regarding exposure to radio waves.

This mobile phone was designed in observance of Japanese technical regulations regarding exposure to radio waves*1 and limits to exposure to radio waves recommended by a set of equivalent international guidelines. These international guidelines were set out by the International Commission on Non-ionizing Radiation Protection (ICNIRP), which is in collaboration with the World Health Organization (WHO), and the permissible limits include a substantial safety margin designed to assure the safety of all persons, regardless of age and health condition.

The Japanese technical regulations and international guidelines define the limits using a unit of measurement known as the Specific Absorption Rate (SAR), which represents the average amount of radio frequency energy absorbed by the human. The SAR limit for mobile phones is 2.0 W/kg. The highest SAR value for this mobile phone when tested for use at the ear is 0.720 W/kg². The highest SAR value for this mobile phone when tested for use on the body is 0.369 W/kg². There may be slight differences in SAR levels among individual products, but they all satisfy the limit.

The actual SAR of this mobile phone while talking on the phone can be well below that indicated above. This is due to automatic changes in the power level of the mobile phone to ensure it only outputs the minimum power required to communicate with a base station. Therefore in general, the closer you are to a base station, the lower the power output of the mobile phone. This mobile phone can be used in positions other than against your ear. Use an accessory such as a carrying case, etc. so that you

*1 Technical regulations are defined by the Ministerial Ordinance Related to Radio Law (Article 14-2 of Radio Equipment Regulations).

*2 This value includes the wireless function available for simultaneous use.

	- 47 -
--	--------

can hold the product at least 1.5 cm away from your body and also do not contain metal parts between the product and your body. By doing this, this mobile phone complies with Japanese technical regulations and international guidelines regarding exposure to radio waves.

The World Health Organization has stated that present scientific information does not indicate that use of mobile devices has any harmful effects on the human body. They recommend that if you are still worried about your exposure then you can limit your talk time or use a handsfree kit to keep the mobile phone away from your head and body.

If you would like to know more detailed information, please refer to the WHO website.

http://www.who.int/docstore/peh-emf/publications/facts_press/fact_english.htm

Please refer to the websites listed below if you would like to know more detailed information regarding SAR.

○Ministry of Internal Affairs and Communications Website:
<http://www.tele.soumu.go.jp/e/sys/e/e/index.htm>

○Association of Radio Industries and Businesses Website:
<http://www.arib-emf.org/O1denpa/denpaQ2-02.html> (in Japanese only)

○au Website:
<http://www.au.kddi.com/>

○LG Electronics Inc. Website:
Refer to "Specifications" page of this product.
<http://www.lg.com/jp/mobile-phone> (in Japanese only)
(URL are subject to change without notice.)

*1 Technical regulations are defined by the Ministerial Ordinance Related to Radio Law (Article 14-2 of Radio Equipment Regulations).

*2 This value includes the wireless function available for simultaneous use.

	- 47 -
--	--------

For inquiries, call:

Customer Service Center

For general, charge, operation's (toll free)

Business hours 9:00 – 20:00 (7 days a week)

From fixed-line phones: | From au cell phones:

 **0077-7-111** | **157** area code not required

Pressing "zero" will connect you to an operator, after calling* 157* on your au cellphone.

For service canceling procedure in case of loss or theft (toll free)

Business hours 24-hour (7 days a week)

From fixed-line phones: | From au cell phones:

 **0077-7-113** | **113** area code not required

In case above numbers are not available,

 **0120-977-033** (except Okinawa)

 **0120-977-699** (Okinawa)

Keitai Guarantee Service Center

For loss, theft or damage (toll free)

Business hours 9:00 – 20:00 (7 days a week)

From fixed-line phones/au cell phones,

 **0120-925-919**




やめましょう、歩きスマホ。



It is very dangerous to charge the product in a wet state, this could cause abnormal heat generation or a burnout.



Cell phone and PHS operators collect and recycle unused telephones, batteries and battery chargers at stores bearing the  logo regardless of brand and manufacturer to protect the environment and reuse valuable resources.

Sold by: KDDI CORPORATION,
OKINAWA CELLULAR TELEPHONE COMPANY
Imported by: LG Electronics Japan Inc.
Manufactured by: LG Electronics Inc.