







⚠ DANGER	This symbol indicates "the potential and imminent danger of death or serious injury" to a person*.
⚠ WARNING	This symbol indicates "the possibility of death or serious injury to a person".
⚠ CAUTION	This symbol indicates "the possibility of personal minor injury" to a person or physical damage**.


- *1 Serious injury : This refers to loss of sight, injury, burns (high- and low-temperature), electric shock, broken bones, injuries with residual aftereffects from poisoning, etc., and injuries requiring hospital admission for treatment or long term hospital attendance as an outpatient.
- *2 Minor injury: This refers to injuries, burns (high- and low-temperature), electric shock, etc. that do not require hospital admission for treatment or long-term hospital attendance as an outpatient.
- *3 Physical damage: This refers to extended damage to buildings, furniture, livestock, or pets.


■ **Explanation of graphic symbols used in this manual**


	Indicates an action that is not allowed.		Indicates that use in a place where the product is likely to get wet or allowing the product to get wet is not allowed.
	Indicates that handling with wet hands is not allowed.		Indicates an action that must be done.
	Indicates that disassembly is not allowed.		Indicates that the power plug must be disconnected from the power outlet.


■ **Precautions common to the main unit, battery pack, charging equipment, au Micro IC Card (LTE), peripheral devices**


⚠ DANGER Be sure to read the following hazards before use.

 Be sure to use only the specified peripheral devices. Use of other devices might cause overheating, ignition, rupture, fault, or leakage of liquid.


 Do not use, store or leave the product in hot places (e.g. by the fire, near a heater, under a kotatsu, in direct sunlight, in a car in the hot sun). Doing so might cause ignition, rupture, fault, fire or injury.


 Before entering an area where flammable gas is generated such as a gas station, be sure to turn off this product. Do not charge the battery. Failure to observe these precautions might cause the gas to catch fire.


 Do not put the product in a cooking apparatus such as a microwave oven or a pressure vessel. Doing so might cause ignition, rupture, fault, fire or injury.

 Do not throw the product into a fire or heat it. Doing so might cause ignition, rupture or fire.


 Do not short-circuit the external connection terminal, earphone jack, etc. Do not allow conductive foreign objects (metal fragments, pencil leads, etc.) to come into contact with or get inside the connection terminal, earphone jack, etc. Doing so might cause a fire, a fault or burns due to heat generation.


 When using metal accessories, etc., make sure not to allow the metal part come in contact with the connection terminal or power outlet. Doing so might cause electric shock, ignition, injury or a fault.


 Do not expose the camera lens to direct sunlight for an extended period. Doing so might cause ignition, rupture or fire by the light-collecting mechanism of the lens.


 The customer is not allowed to disassemble, modify or repair the product. Doing so might cause a fault, ignition, electric shock, or injury. The Company is not liable even in the event of any non-conformities arising on the product or peripheral devices as a result of modification, etc. Modification of the product is in violation of the Wireless Telegraphy Act.


⚠ WARNING Be sure to read the following warnings before use.


 Do not drop or subject to strong impact, such as throwing. Doing so might cause rupture, overheating, ignition, leakage of liquid or a fault.


 Do not use outside when you can hear thunder. Doing so might risk lightning strikes and electric shock.

 Do not let your hands, fingers and other parts of the body touch the external connection terminal or earphone jack. Doing so might cause electric shock, injury or a fault.

 If the product is damaged because it is dropped or something, and its display is cracked or internal parts are exposed, do not touch the cracked display or exposed parts with your hands. Doing so might cause electric shock or injury from damaged parts. Contact au shop or Keitai Guarantee Service Center.

 If the wet product or charging equipment (sold separately) is charged, electric shock, short circuit, or corrosion may occur and overheating may cause fire or malfunction or burns.


 Do not splash with water or other liquids. Also, never use in places subject to direct splashing with water or pet urine, etc. or in humid places such as bath areas, or use with wet hands. Doing so might cause electric shock, fault from short-circuiting, or corrosion of electronic circuits. In the event that the product is splashed with liquid, immediately disconnect the charging equipment's (sold separately) power plug. Faults caused by wetting with water or humidity are not covered by the warranty and charges will be incurred for repair.


 When removing the back cover, do not exert more than necessary force. The battery pack might jump out and cause injury or a fault.

 Do not operate the product while driving a car or motorbike, riding a bicycle, or walking. Doing so may compromise traffic safety and cause an accident.


 If charging is not completed after the specified charging time, stop charging. Failure to do so might cause leakage of liquid, overheating, rupture or ignition.


 Do not leave in places within the reach of small children. Small children might swallow small parts, etc. by mistake and choke on them, or might drop them by mistake and cause accidents or injury.


 Do not splash with water or other liquids. Also, never use in places subject to direct splashing with water or pet urine, etc. or in humid places such as bath areas, or use with wet hands. Doing so might cause electric shock, fault from short-circuiting, or corrosion of electronic circuits. In the event that the product is splashed with liquid, immediately disconnect the charging equipment's (sold separately) power plug. Faults caused by wetting with water or humidity are not covered by the warranty and charges will be incurred for repair.

 Do not splash with water or other liquids. Also, never use in places subject to direct splashing with water or pet urine, etc. or in humid places such as bath areas, or use with wet hands. Doing so might cause electric shock, fault from short-circuiting, or corrosion of electronic circuits. In the event that the product is splashed with liquid, immediately disconnect the charging equipment's (sold separately) power plug. Faults caused by wetting with water or humidity are not covered by the warranty and charges will be incurred for repair.


 When removing the back cover, do not exert more than necessary force. The battery pack might jump out and cause injury or a fault.


 Do not operate the product while driving a car or motorbike, riding a bicycle, or walking. Doing so may compromise traffic safety and cause an accident.


 If charging is not completed after the specified charging time, stop charging. Failure to do so might cause leakage of liquid, overheating, rupture or ignition.


 Do not leave in places within the reach of small children. Small children might swallow small parts, etc. by mistake and choke on them, or might drop them by mistake and cause accidents or injury.


⚠ CAUTION Be sure to read the following cautions before use.


 Do not store the product in places subject to direct sunlight (e.g. in cars), places that get hot, places that get extremely cold, and in humid or dusty places. Doing so might cause overheating, fire, deformation or a fault.

 Do not leave on unstable places such as rocky stands or tilting surfaces. Dropping the product may cause injury or damage. Pay sufficient attention while vibrator is set to ON. Also, pay sufficient attention to impact, etc.


 Do not cover or wrap this product with bedding, etc. while using or charging the product. Doing so might cause fire, fault or injury.


 Do not touch the main unit or the specified charging equipment (sold separately) for a long time while power is being supplied from an external source. Doing so might cause low-temperature burns.


 Be careful when using this product in a high temperature place for a long time. It might become hot. Use of it with your skin touching the product for a long time might cause low-temperature burns.


 Do not use power outlets or wiring apparatus beyond its rating. Also, exceeding rating, for example, by connecting multiple devices to a single power strip might cause fire due to overheating.


 Do not use the product with the back cover removed.


 Do not place near corrosive chemicals or in places where corrosive gas is generated. Doing so might cause a fault or loss of internal data.


 Do not leave or store with the back cover removed from the main unit. Doing so might allow dust or other foreign objects to get inside and cause a fault.

 Do not use the product if there is smoke, abnormal odor or noise, excessive overheating, or other abnormalities. If an abnormality occurs, disconnect the specified charging equipment (sold separately) from the power outlet, make sure that the product is not overheating before turning the power off, remove the battery pack and contact an au shop or Keitai Guarantee Service Center. Also, if you have dropped or damaged the product, do not continue to use it in that state, and contact an au shop or Keitai Guarantee Service Center.

 When inserting an earphone, etc. into the product, adjust the volume to the proper level. Setting too loud a volume or using the earphone continuously for a long period of time might adversely affect your ears. Also, raising the volume too high might prevent you from hearing sounds around you, which might in turn lead to a traffic accident at a railroad crossing or pedestrian crossing.


 When adjusting the volume with an earphone, etc. inserted into the product, raise the volume a little at a time. If you raise the volume too much from the outset, sudden loud noise from the earphone, etc. might adversely affect your ears.


 When using an charging equipment or external device, insert/remove the connector straight to/from the terminal. Unless it's correct, it may cause damage or a fault.


 If a child uses this product, ensure that a guardian instructs the child on proper use of this equipment to prevent any danger. Also, ensure that the child is using the product as per instructions. Failure to do so might cause injury.


■ **Main unit**


⚠ WARNING Be sure to read the following warnings before use.


 Do not use a cell phone while driving a car or riding a motorbike or bicycle. It might cause a traffic accident. Use of a cell phone while driving a car or motorbikes is prohibited by law. Use of a cell phone while riding a bicycle may be punishable by some regulations.

 When using the terminal in a medical facility, follow the instructions of the facility. Turn the terminal off in areas where use is prohibited. Failure to do so may cause electronic equipment or electronic medical equipment to fall or malfunction. Turn off any settings that are configured to turn on the terminal automatically.

 Do not splash with water or other liquids. Also, never use in places subject to direct splashing with water or pet urine, etc. or in humid places such as bath areas, or use with wet hands. Doing so might cause electric shock, fault from short-circuiting, or corrosion of electronic circuits. In the event that the product is splashed with liquid, immediately disconnect the charging equipment's (sold separately) power plug. Faults caused by wetting with water or humidity are not covered by the warranty and charges will be incurred for repair.


 Do not splash with water or other liquids. Also, never use in places subject to direct splashing with water or pet urine, etc. or in humid places such as bath areas, or use with wet hands. Doing so might cause electric shock, fault from short-circuiting, or corrosion of electronic circuits. In the event that the product is splashed with liquid, immediately disconnect the charging equipment's (sold separately) power plug. Faults caused by wetting with water or humidity are not covered by the warranty and charges will be incurred for repair.


 When boarding an airplane, turn this product off or turn airplane mode on. As there are usage restrictions in an airplane, follow the instructions from the airline. Turn off any settings that are configured to turn on the terminal automatically. Failure to do so may cause airplane electronic equipment to fail or malfunction. If you commit any prohibited acts, such as using the phone in an airplane, you will be punished in accordance with the law.


 When using the product near an implanted pacemaker, implanted cardioverter-defibrillator or other electronic medical device, radio waves might affect these units and devices. So, please observe the following.


 When using the product near an implanted pacemaker or implanted cardioverter-defibrillator should carry or use the product at least 15 cm away from the pacemaker or cardioverter-defibrillator applied part.


 Do not let your hands, fingers and other parts of the body touch the connection terminals. Doing so might cause electric shock, injury or a fault.

 When boarding an airplane, turn this product off or turn airplane mode on. As there are usage restrictions in an airplane, follow the instructions from the airline. Turn off any settings that are configured to turn on the terminal automatically. Failure to do so may cause airplane electronic equipment to fail or malfunction. If you commit any prohibited acts, such as using the phone in an airplane, you will be punished in accordance with the law.


 When using the product near an implanted pacemaker, implanted cardioverter-defibrillator or other electronic medical device, radio waves might affect these units and devices. So, please observe the following.


 Those with an implanted pacemaker or implanted cardioverter-defibrillator should carry or use the product at least 15 cm away from the pacemaker or cardioverter-defibrillator applied part.

 Set the product to airplane mode or turn off the power in advance in places where you cannot move freely or where you cannot secure a distance of more than 15 cm with one another, since there may be people with an implanted cardiac pacemaker or implanted cardioverter-defibrillator nearby.


 Pay attention to the following points when using the product inside medical institutions.


- Do not bring the product into operating theaters, intensive-care units (ICU) and coronary care units (CCU).
- Turn the product off in hospital wards.
- Even if you are in a lobby, etc., be sure to turn the product off when there are electronic medical devices nearby.
- When a medical institution has laid down designated areas where use of the product is prohibited or is not allowed to be brought in, abide by the instructions of that medical institution.

 When using electronic medical devices other than an implanted pacemaker and implanted cardioverter-defibrillator outside a medical institution (e.g. home medical treatment), check individually with the manufacturer of the electronic medical device regarding the influence of radio waves.


 Stay alert to your surroundings when calling, messaging, browsing the Internet, shooting photos, playing games or listening to music. Failure to do so might cause a fall or traffic accident.


 When using the flash, do not lighten in front of person's eye. Do not gaze at the light emitting part when the flash is lighted. Doing so may cause impairment of eyesight, etc. Be especially careful not to take pictures of small children from a very close distance.


 Do not lighten the flash toward a person who drives an automobile, motorized bicycle or a bicycle. If dazzled by the light, the driver might become unable to drive and cause an accident.


 Sometimes, very rarely some people demonstrate symptoms such as temporary muscle spasms, loss of consciousness, etc. by watching repeatedly flickering screens. Those with a past history of this should consult with a physician beforehand.


⚠ CAUTION Be sure to read the following cautions before use.

 If the leaked liquid gets on your skin or clothes, immediately rinse it off with water to avoid injury. If the liquid gets into your eyes, do not rub, but after wash your eyes with water, and immediately consult a doctor to avoid the risk of losing your eyesight. If the liquid gets on a device, wipe it off without touching it.

 The battery pack is a consumable item. If the performance of a battery pack does not recover (e.g. the usable time after each charge has become extremely short), the battery pack is at the end of service life, so stop using and buy a new one of the specified type. Failure to do so might cause overheating, ignition, rupture or leakage of liquid. Note that the length of service life varies depending on the usage condition, etc.


 Be careful not to have the battery pack bitten by your pet. It might cause leakage of liquid, overheating, rupture, ignition, fire or injury.


 Be careful not to have the battery pack bitten by your pet. It might cause leakage of liquid, overheating, rupture, ignition, fire or injury.


 Be careful not to have the battery pack bitten by your pet. It might cause leakage of liquid, overheating, rupture, ignition, fire or injury.


■ **Charging equipment**


⚠ WARNING Be sure to read the following warnings before use.


 Do not use at other voltages than the specified power supply voltage. Doing so might cause ignition, fire, overheating, electric shock or injury.


 Firmly insert the plug of the specified charging equipment (sold separately) into the power outlet or cigarette lighter socket down to the base of its pins. Incomplete insertion of the power plug might result in electric shock, overheating, ignition, fire and injure. Do not use the damaged specified charger, power outlet or cigarette lighter socket with loose insertion connector.


 If the fuse in the common DC adapter Q3 (sold separately) blows, replace it with a fuse of the specified type (250 V, 1A). Replacing with a different type of fuse might cause overheating or ignition. (For information about fuse replacement, carefully read the manual for the common DC adapter Q3 (sold separately).)


 Do not damage, modify, twist, pull, or place a heavy object on the power cord of the specified charging equipment (sold separately). Do not use a damaged cord. Doing so might cause electric shock, short circuit, fire or injury.

 Do not let your hands, fingers and other parts of the body touch the connection terminals. Doing so might cause electric shock, injury or a fault.

 Be careful when setting vibrator (vibration) or ringtone if your heart is weak. Doing so might result in bad effect to heart.


 Pay attention to items stuck to the main unit. The speaker uses magnets, so thumbtacks and pins, craft knife blades, staples, and other metal objects sometimes become stuck to the main unit, and cause unexpected injury. Before using the product, be sure to check that there are no foreign objects on the speaker or other parts.


 Do not place the product directly on sand at a beach, etc. Sand or other small particles might get inside the speaker, external connection terminal, or earphone jack, causing the volume to drop. If sand gets inside this product's main unit, it might cause overheating or a fault.

 Wipe off the dust on the power plug. Failure to do so might cause a fire, burns or electric shock.


 Wipe off the dust on the power plug. Failure to do so might cause a fire, burns or electric shock.


 Wipe off the dust on the power plug. Failure to do so might cause a fire, burns or electric shock.


 Do not use in places subject to direct splashing with water or pet urine, etc. or in humid places such as bath areas, or use with wet hands. Doing so might cause electric shock, fault from short-circuiting of electronic circuits. In the event that the product is splashed with liquid, immediately disconnect the power plug.


■ **Battery pack**
 (The battery pack of the product is a lithium-ion battery.)
 When you purchase your cell phone, it is not fully charged.
 Charge the battery before using the product.


⚠ DANGER Be sure to read the following hazards before use.


 Do not short-circuit the positive (+) and negative (-) terminals of the battery pack.


 Connect the battery pack to the product in the correct orientation. Connecting in an incorrect orientation might cause rupture, fire or overheating. Do not try to forcibly connect the battery pack, instead thoroughly check the connection terminals carefully before connection.


 Do not puncture the battery pack with a nail, hit it with a hammer or step on it. Doing so might cause ignition or damage.


 Do not let metal objects (such as necklaces and hairpins) to come in contact with the connection terminals when carrying or storing the battery pack. Doing so might cause overheating, ignition, fire, leakage of liquid, or a fault due to a short circuit.


 Do not disassemble, modify or directly solder the battery pack. Doing so might cause spilling of the liquid inside the battery pack resulting in an accident such as loss of eyesight if it gets into the eyes, or cause overheating, ignition, rupture or injury.


 Do not use a battery pack that has been dropped, stepped on, damaged, or leaking battery liquid. Doing so might cause overheating, ignition, leakage of liquid, rupture, a fault or injury. Immediately move the battery pack away from fire if you notice leakage of liquid or unusual odor. Failure to do so might cause the leaked liquid to catch fire resulting in ignition or rupture.


 Do not wet the battery pack with water, seawater, pet urine, etc. A wet battery pack might cause overheating, rupture, ignition, a fault or injury.


 If you drop the product into the water by mistake, immediately turn off the power, remove the battery pack, and contact an au shop or Keitai Guarantee Service Center. Never charge the wet battery pack.


 If the leaked liquid gets on your skin or clothes, immediately rinse it off with water to avoid injury. If the liquid gets into your eyes, do not rub, but after wash your eyes with water, and immediately consult a doctor to avoid the risk of losing your eyesight. If the liquid gets on a device, wipe it off without touching it.


 The battery pack is a consumable item. If the performance of a battery pack does not recover (e.g. the usable time after each charge has become extremely short), the battery pack is at the end of service life, so stop using and buy a new one of the specified type. Failure to do so might cause overheating, ignition, rupture or leakage of liquid. Note that the length of service life varies depending on the usage condition, etc.


 Be careful when attaching/removing the au Micro IC Card (LTE). Doing so might injure your hands or fingers.


 Use only the devices specified by the Company to insert the au Micro IC Card (LTE) in. Using a device not specified by the Company might cause loss of data or a fault. For the specified devices, contact an au shop or Customer Service Center.


 Do not disassemble or modify the au Micro IC Card (LTE). Doing so might cause loss of data or a fault.


 Do not use or leave the au Micro IC Card (LTE) in hot places such as by the fire or a heater. Doing so might cause melting, overheating, fuming, loss of data or a fault.


 Do not throw the au Micro IC Card (LTE) into a fire or heat it. Doing so might cause melting, overheating, fuming, loss of data or a fault.


 Do not touch the IC (metal) part of the au Micro IC Card (LTE) or short-circuit it. Doing so might cause loss of data or a fault.

 Do not drop the au Micro IC Card (LTE) or subject it to strong impact. Doing so may cause a fault.


 Do not fold, bend or place a heavy object on the au Micro IC Card (LTE). Doing so may cause a fault.


 Do not wet the au Micro IC Card (LTE). Doing so may cause a fault.


 Do not scratch the IC (metal) part of the au Micro IC Card (LTE). Doing so may cause a fault.

 Do not store the au Micro IC Card (LTE) in dusty places. Doing so may cause a fault.

 Before cleaning the specified charging equipment (sold separately), unplug its power plug from the outlet or cigarette lighter socket. If the plug remains plugged in when you clean the equipment, it might cause fire, a fault or injury from electric shock or short circuit.

 Wipe off the dust on the power plug. Failure to do so might cause a fire, burns or electric shock.

 Wipe off the dust on the power plug. Failure to do so might cause a fire, burns or electric shock.

 Wipe off the dust on the power plug. Failure to do so might cause a fire, burns or electric shock

- When suddenly brought into a warm place from a cold place, or when in a humid location, or when used where temperature suddenly changes such as near the air discharge part of an air conditioner, water droplets (i.e. condensation) sometimes form inside the product. Note that when used under conditions such as this, the humidity might cause corrosion or a fault.

- When wiping the display, wipe with a soft, dry cloth. Use of a moistened cloth, glass cleaner or other similar liquid might cause a fault.

- When connecting/disconnecting the external device to/from the external connection terminal or the earphone jack, make sure that the connector of external device is straight with the external connection terminal and earphone jack.

- Note that applying unnecessary force with the external connection terminal or the earphone terminal connected to the external device might cause damage.

- Do not discard this product together with regular trash. Please cooperate in the collection of au phones when it is no longer needed to protect the environment and effectively use resources. Old au phones are collected at au shops and other places.

- Do not insert a card other than microSD memory card into the microSD memory card slot on this product.

- Do not exert excessive force when attaching/removing a microSD memory card. Doing so might injure your hands or fingers.

- While writing/reading data to/from a microSD memory card, do not subject the product to vibration or impact, remove the battery pack or turn off the power. Doing so might cause loss of data or a fault.

- When hearing the other party's voice, make sure that the earpiece is placed at the center of your ear. If the earpiece (audio output port) is closed by the ear lobe, it may be hard to hear the voice.

- Even if you cover the microphone to make your voice inaudible to the other party, the other party can hear your voice.

- Sound from speaker may be very loud when you use hands-free calling. Keep it away from your ears when using it.

- Do not cover microphone with your fingers, etc. It may make your voice inaudible to the other party and sound difficult to be recorded or detected.

- When you put a sticker, etc. on the proximity sensor, the sensor will malfunction and indications on the display will turn off at all times while receiving or making a call. In this case, note that you may not be able to operate the product.

■ Touch Panel

- Use your finger to operate the touch panel. Do not use ballpoint pens, pencils, or other sharp-pointed objects. Using such objects does not only hinder correct operations on the touch panel, but also might cause scratching or damage to the display.

- Do not put stickers or sheets (e.g. commercially available protective films, peep prevention sheets) on the display. Doing so might cause improper reaction of touch panel.

- Do not operate the touch panel with fingernails. Doing so might result in split nails or jammed fingers.

- If the display surface is dirty or wet with sweat or water, it may not function correctly. In such case, wipe the display surface with a dry, soft cloth.

- When carrying the product in your pocket or bag, take care not to put the touch panel close to metals or other conductive materials, as it might cause false operations on the touch panel.

■ Battery pack

- Use in very hot or cold environments, for example, when left in a car with the windows closed in summer, will cause the battery pack capacity to drop and shorten the available battery usage time. This will also shorten the battery pack service life. Try to use the built-in battery as far as possible at room temperature.

- When the battery pack is not to be used for a long time, remove the battery pack from the main unit, and store it away from hot and humid places.

- Charge the battery before using the product for the first time after purchase, or if you have not used the product for a long time.

- The battery pack is a consumable item. If the performance does not recover after charge, the battery pack is at the end of its service life, so buy a new one of the specified type. The life time of the battery pack depends on the usage etc.

- Do not discard battery packs together with regular trash. Please cooperate in the collection of used battery packs to protect the environment and effectively use resources. au shops and other retailers collect used battery packs.

- The battery pack sometimes swell up as they approach the end of their service life. This is due to the properties of lithium-ion batteries, and is not a problem in terms of safety.

■ Charging equipment

- When not using the specified charging equipment (sold separately), remove the plug from the power outlet or cigarette lighter socket.

- Do not wrap the cord of the specified charging equipment (sold separately) around the charging equipment itself. Doing so might cause electric shock, fault, injury, overheating or fire.

- Do not forcibly bend the plug of the specified charging equipment (sold separately) or the connection part between the connector and power cord. Doing so might cause electric shock, overheating, fire, fault or injury.

■ au Micro IC Card (LTE)

- The au Micro IC Card (LTE) is lent to you by au. In case of loss or damage, the card will be replaced at your expense. When a malfunction is suspected, or in case of theft or loss, contact an au shop or PiPit.

- Do not forcibly remove or insert the au Micro IC Card (LTE). Be careful not to exert excessive force when inserting the card into your au cell phone.

- You are responsible for any damage caused by inserting your au Micro IC Card (LTE) into some other IC card reader/writer, etc.

- Keep the IC (metal) part of your au Micro IC Card (LTE) clean. Wipe the card with a dry, soft cloth (such as for cleaning eyeglasses) for cleaning.

- Do not put stickers, etc. on the au Micro IC Card (LTE).

- Do not insert the IC card to which a conversion adapter is attached. Doing so might cause a fault.

■ Camera

- When using the camera, follow common rules of etiquette regarding camera use.
- Image data might be altered or lost due to malfunction, repair or mishandling of the product. The Company takes no responsibility for the recovery of altered or lost data, the damages resulting from altered or lost data, and lost profits.

- When photographing important occasions (such as a wedding), take a trial shot and check the shot image to make sure it is correctly shot.

- Do not use the camera for recording commercially available books or information of which photographing is not allowed.

- Do not leave the camera lens exposed to direct sunlight. Imaging elements might be discolored or burnt.

■ Music, videos

- Do not listen to music or watch videos while driving a car or motorbike, or riding a bicycle. Use of cell phones while driving a car or motorbike is prohibited by law. (Use of cell phones while riding a bicycle may also be punishable by law.) In addition, stay alert to the traffic around you even when walking. Surrounding sounds may not be heard clearly, and gazing at the screen might distract your attention causing a traffic accident. Be especially careful at railroad crossings, on a platform, and at pedestrian crossings.

- Take care not to listen at ear-splitting volume for a long time, as it might affect hearing.

- Be careful of sound leakage from earphones in trains or other places with many people around you.

■ Copyrights and rights of portrait

- You are not allowed to copy, distribute, publish, modify or edit the data you shot, recorded or downloaded using the product without the consent of the copyright holder, except for personal use, under the copyright law. In addition, do not use or modify portraits or names of other individuals without their consent, as it might infringe on rights of portrait. Note that shooting and recording may be restricted at some live performances, shows and exhibitions even for personal use.

- Be careful about the copyright and portrait right when posting images you shot, etc. on Internet homepages.

■ Backup content on the product

- Please back up* important content recorded or downloaded for the product to an outside source. Content recorded in memory on the product sometimes disappears or is altered by unexpected factors, such as static electricity or a fault, repair, mishandling, etc.

- ^{*} How to make backups: Store important data such as contacts data, music, shot photos and videos on microSD memory cards. You can also send files as mail attachment or transfer to your PC. Note, however, that there are some data that cannot be copied by using these means. Please be forewarned.

Available Security Codes

The product has various security codes that you can use.

The available security codes are as follows. Do not forget the various security codes that are set as they are necessary for various operations and contracts.

● Security code

Example of usage	● To do remote operation of voice mail and call forwarding services from a landline phone <p>● To use Customer Service Center and to do various inquiries, applications, and modifications on the au homepage</p>
Initial value	A four digit number chosen by the customer and noted on the application form

● PIN code

Example of usage	To prevent unauthorized use of the au Micro IC Card (LTE) by third parties
Initial value	1234

Privacy Protected Function

The function shown below is installed in the product to protect the privacy of the saved data.

Function	Description
Screen lock	Set Password to secure data when turning on the phone or when unlocking the screen.

PIN Code

■ PIN code

To prevent unauthorized use of the au Micro IC Card (LTE) by a third party, you can set the product to require PIN code entry every time the power is turned on. You also need to enter PIN code when setting whether the PIN code entry is required.

If the PIN code is incorrectly entered three times consecutively, the PIN code will be locked. You can unlock the PIN code using PUK code.

- PIN code is "1234" and PIN code entry was set to not be required at the time of purchase. You can change PIN code to any four- to eight-digit number, and set the PIN code entry to be required as necessary.

■ PUK code

In case the PIN code is locked, you can unlock it by entering the PUK code.

- PUK code is an eight-digit number given at the time of purchase, which is printed on the back side of the plastic card on which your au Micro IC Card (LTE) is attached.
- After entering the PUK code, you need to set a new PIN code.
- If the PUK code is incorrectly entered 10 times consecutively, contact an au shop, PiPit or Customer Service Center.
- *PIN code' is not reset by initializing the product.

Bluetooth®/Wireless LAN (Wi-Fi®) Function

- Bluetooth® function and wireless LAN (Wi-Fi®) function of this product conform to the domestic standards of Japan, FCC standards, and EC directives, and have been certified.

- Use the wireless LAN (Wi-Fi®) function in the 5 GHz band in Japan. The 5 GHz band wireless LAN (Wi-Fi®) function of this product conforms to domestic wireless standards in Japan, and has been certified. Use overseas may be subject to punishment by law.

- The 2.4 GHz band used by wireless LAN (Wi-Fi®) and Bluetooth® devices is shared by various other devices. For this reason, the communication speed and connectable range may be decreased, or disconnection may occur, due to interference from other devices.

- Do not use this product in places near electric products, AV and OA equipment, or other magnetized devices or where electromagnetic waves are generated.

- Subjecting this product to magnetic or electrical noise might increase noise and prevent it from performing communications. (This product is particularly susceptible to noise when it used near a microwave oven.)

- Using this product near a TV, radio or similar appliance might cause reception interference and disrupt TV images.

- The searching might not be successful if there are multiple wireless LAN (Wi-Fi®) access points near to the product or the same channel is being used


- As there are usage restrictions in an airplane, follow the instructions of the airline.

- The communication speed and connectable range vary depending on the distance between communication devices, obstacles and the devices to connect.

2.4 GHz Frequency Band Precautions

The frequencies used by the Bluetooth® and/or wireless LAN (Wi-Fi®) function of this product are in the 2.4 GHz band. In this frequency band, other similar wireless stations, in-plant wireless stations for mobile unit identification that require a license to use, such as factory production lines, specific small power wireless stations that do not require licenses, amateur wireless stations (collectively called "other wireless stations" from here on) are operated in addition to home electrical appliances such as microwave ovens, devices for industrial, scientific and medical devices.

- Before using the product, make sure that "other wireless stations" are not in operation nearby.
- In the event that instances of radio wave interference have occurred between this product and "other wireless stations", immediately either relocate this product or stop operation of the device (stop the emission of radio waves).
- If you are unclear on any points or are troubled by anything, contact an au shop or Customer Service Center.

 memo
<ul style="list-style-type: none">The connections between this product and all other Bluetooth® and wireless LAN (Wi-Fi®) devices have not been confirmed. Therefore, connections with all Bluetooth® and wireless LAN (Wi-Fi®) devices have not been confirmed. This product supports security features for wireless communications that are compliant with the Bluetooth® and wireless LAN (Wi-Fi®) standard specifications, but the security may not be sufficient depending on the usage environment and configuration. Be careful when making data communication using Bluetooth® or wireless LAN (Wi-Fi®) function. Wireless LAN (Wi-Fi®) has the advantage that it can be freely connected anywhere within the radio wave range, as it uses radio waves for exchanging information. At the same time, there is a risk that a malicious third party may obtain unauthorized access if security settings have not been configured. You are recommended to configure security settings before using wireless LAN at your decision and responsibility. The Company assumes no responsibility for leakage of data or information that may occur during Bluetooth®/wireless LAN (Wi-Fi®) communication. Since Bluetooth® and wireless LAN (Wi-Fi®) functions use the same frequency band, using the both functions at the same may cause radio wave interference resulting in decreased communication speed or disconnection from the network. If connection fails, stop using either of Bluetooth® and wireless LAN (Wi-Fi®) functions.

Bluetooth® and wireless LAN (Wi-Fi®) functions of this product use frequencies in the 2.4 GHz band.

24FH1/DS4/OF4

- Bluetooth® function: 2.4FH1
This product uses the 2.4 GHz band. FH-SS is used as the modulation scheme. The interference distance is about 10 m or less.
- Wireless LAN (Wi-Fi®) function: 2.4DS/OF4
This product uses the 2.4 GHz band. DS-SS and OFDM are used as the modulation schemes. The interference distance is about 40 m or less.
- Bandwidth to use: Full band
This means that full band can be used, and that band of mobile unit identification devices can be avoided.
- Available channels differ depending on the country.
- For use in an airplane, check with the airline company in advance.

5GHz Frequency Band Precautions

Wireless LAN (Wi-Fi®) function of this product uses 5 GHz band. Using the 5.2 GHz band and 5.3 GHz band outdoors is prohibited by the Radio Law.

The channels used on the product are as follows.

■ HT20

W52 (5.2 GHz band/36, 40, 44, 48 ch)
W53 (5.3 GHz band/52, 56, 60, 64 ch)
W56 (5.6 GHz band/100, 104, 108, 112, 116, 120, 124, 128, 132, 136, 140 ch)

■ HT40

W52 (5.2 GHz band/36, 48 ch)
W53 (5.3 GHz band/54, 62 ch)
W56 (5.6 GHz band/102, 110, 118, 126, 134 ch)

Notes on Packet Communication Charge

- Since a constant Internet connection is possible with the product, packet communication may be performed automatically by some applications, resulting in high packet communication charges. Therefore, subscription to a packet communication flat late plan/discount service is recommended.

- On the product to browse websites, download applications, communicate using applications, send/receive e-mails, and configure various settings, connection to the Internet is required, to which packet communication charge applies.

- * Packet communication charge does not apply to wireless LAN (Wi-Fi®) connection.

Applications

- Be sure to check the security of the application, then install it at your own risk. Some applications might cause virus infection, damage various data, and send out your location information, usage history or personal information stored in your cell phone via the Internet.

- The Company assumes no responsibility for any operation problems that might be caused by the applications you have installed. In such case, you may be charged a repair fee even during the warranty period.

- The Company assumes no responsibility for any disadvantage brought to you or any third party by applications you have installed.

- Depending on applications, microSD memory card is required when using the application.

- Some applications prohibit the product from entering sleep mode while they are active, or rapidly drain the battery while running in the background.

- Operational procedures and screen appearances of the applications preinstalled in the product and those installed by you are subject to change without notice as a result of version upgrade. In addition, operating procedures described in this manual may differ from the actual procedures.

Specific Absorption Rate (SAR) of Cell Phones

This model "LGL25" mobile phone complies with Japanese technical regulations and international guidelines regarding exposure to radio waves.

This mobile phone was designed in observance of Japanese technical regulations regarding exposure to radio waves* and limits to exposure to radio waves recommended by a set of equivalent international guidelines. These international guidelines were set out by the International Commission on Non-ionizing Radiation Protection (ICNIRP), which is in collaboration with the World Health Organization (WHO), and the permissible limits include a substantial safety margin designed to assure the safety of all persons, regardless of age and health condition.

The Japanese technical regulations and international guidelines define the limits using a unit of measurement known as the Specific Absorption Rate (SAR), which represents the average amount of radio frequency energy absorbed by the human. The SAR limit for mobile phones is 2.0 W/kg. The highest SAR value for this mobile phone when tested for use at the ear is 0.492 W/kg. The highest SAR value for this mobile phone when tested for use on the body is 0.906 W/kg. There may be slight differences in SAR levels among individual products, but they all satisfy the limit.

The actual SAR of this mobile phone while talking on the phone can be well below that indicated above. This is due to automatic changes in the power level of the mobile phone to ensure it only outputs the minimum power required to communicate with a base station. Therefore in general, the closer you are to a base station, the lower the power output of the mobile phone.

This mobile phone can be used in positions other than against your ear. Use an accessory such as a carrying case, etc. so that you can hold the product at least 1.5 cm away from your body and also do not contain metal parts between the product and your body. By doing this, this mobile phone complies with Japanese technical regulations and international guidelines regarding exposure to radio waves.

The World Health Organization has stated that present scientific information does not indicate that use of mobile devices has any harmful effects on the human body. They recommend that if you are still worried about your exposure then you can limit your talk time or use a handsfree kit to keep the mobile phone away from your head and body.

If you would like to know more detailed information, please refer to the WHO website, **http://www.who.int/docstore/peh-emf/publications/facts_press/fact_english.htm**
Please refer to the websites listed below if you would like to know more detailed information regarding SAR.

○ **Ministry of Internal Affairs and Communications Website:**

http://www.tele.soumu.go.jp/j/ele/index.htm

○ **Association of Radio Industries and Businesses Website:**
http://www.arib-emf.org/indexO2.html (in Japanese only)

○ **au Website:**

http://www.au.kddi.com/

○ **LG Electronics Inc. Website:**

Refer to "Specifications" page of this product.
http://www.lg.com/jp/mobile-phone (in Japanese only)
(URL are subject to change without notice.)

^{*} Technical regulations are defined by the Ministerial Ordinance Related to Radio Law (Article 14-2 of Radio Equipment Regulations).

Declaration of Conformity

The product "LGL25" is declared to conform with the essential requirements of European Union Directive 1999/5/EC Radio and Telecommunications Terminal Equipment Directive 3.1 (a), 3.1 (b) and 3.2.

This mobile phone complies with the EU requirements for exposure to radio waves. Your mobile phone is a radio transceiver, designed and manufactured not to exceed the SAR* limits** for exposure to radio-frequency (RF) energy, which SAR* value, when tested for compliance against the standard was 0.379 W/kg at the ear, and 0.808 W/kg when worn on the body. To comply with the RF Exposure limits a distance of greater than 1.5 cm must be maintained from the user's body.

While there may be differences between the SAR* levels of various phones and at various positions, they all meet*** the EU requirements for RF exposure.

**The exposure standard for mobile phones employs a unit of measurement known as the Specific Absorption Rate, or SAR.

***The SAR limit for mobile phones used by the public is 2.0 watts/kilogram (W/kg) averaged over ten grams of tissue, recommended by The Council of the European Union. The limit incorporates a substantial margin of safety to give additional protection for the public and to account for any variations in measurements.

****Tests for SAR have been conducted using standard operating positions with the phone transmitting at its highest certified power level in all tested frequency bands. Although the SAR is determined at the highest certified power level, the actual SAR level of the phone while operating can be well below the maximum value. This is because the phone is designed to operate at multiple power levels so as to use only the power required to reach the network. In general, the closer you are to a base station antenna, the lower the power output.

W52	W53	W56
------------	------------	------------

European Union Directives Conformance Statement

- Herby, LG Electronics Inc. declares that this product is in compliance with:
 - The essential requirements and other relevant provisions of Directive 1999/5/EC
 - All other relevant EU Directives

The above gives an example of a typical Product Approval Number.

Wi-Fi(WLAN)	This device is intended for sale in Japan only. This equipment may be operated in all European countries. The 5150 - 5350 MHz band is restricted to indoor use only.
--------------------	--

Important Safety Information

AIRCRAFT
Switch off your wireless device when boarding an aircraft or whenever you are instructed to do so by airline staff. If your device offers a "flight mode" or similar feature consult airline staff as to whether it can be used on board.

DRIVING

Full attention should be given to driving at all times and local laws and regulations restricting the use of wireless devices while driving must be observed.

HOSPITALS

Mobile phones should be switched off wherever you are requested to do so in hospitals, clinics or health care facilities. These requests are designed to prevent possible interference with sensitive medical equipment.

PETROL STATIONS

Obey all posted signs with respect to the use of wireless devices or other radio equipment in locations with flammable material and chemicals. Switch off your wireless device whenever you are instructed to do so by authorized staff.

INTERFERENCE

Care must be taken when using the phone in close proximity to personal medical devices, such as pacemakers and hearing aids.

Pacemakers

Pacemaker manufacturers recommend that a minimum separation of 15 cm be maintained between a mobile phone and a pacemaker to avoid potential interference with the pacemaker. To achieve this use the phone on the opposite ear to your pacemaker and do not carry it in a breast pocket.

Hearing Aids

Some digital wireless phones may interfere with some hearing aids. In the event of such interference, you may want to consult your hearing aid manufacturer to discuss alternatives.

NOTE : Excessive sound pressure from earphones and headphones can cause hearing loss.

To prevent possible hearing damage, do not listen at high volume levels for long periods.



For other Medical Devices :

Please consult your physician and the device manufacturer to determine if operation of your phone may interfere with the operation of your medical device.

CAUTION

RISK OF EXPLOSION IF BATTERY IS REPLACED BY AN INCORRECT TYPE.
DISPOSE OF USED BATTERIES ACCORDING TO THE INSTRUCTIONS.

FCC Notice

This device complies with part 15 of the FCC Rules. Operation is subject to the following two conditions:
(1) This device may not cause harmful interference, and
(2) this device must accept any interference received, including interference that may cause undesired operation.

Note:

This equipment has been tested and found to comply with the limits for a Class B digital device, pursuant to part 15 of the FCC Rules. These limits are designed to provide reasonable protection against harmful interference in a residential installation. This equipment generates, uses, and can radiate radio frequency energy and, if not installed and used in accordance with the instructions, may cause harmful interference to radio communications.

However, there is no guarantee that interference will not occur in a particular installation. If this equipment does cause harmful interference to radio or television reception, which can be determined by turning the equipment off and on, the user is encouraged to try to correct the interference by one or more of the following measures:

- Reorient or relocate the receiving antenna.

- Increase the separation between the equipment and receiver.

- Connect the equipment into an outlet on circuit different from that to which the receiver is connected.

- Consult the dealer or an experienced radio/TV technician for help and for additional suggestions.

Warning

The user is cautioned that changes or modifications not expressly approved by the manufacturer could void the user's authority to operate the equipment.

FCC RF Exposure Information

This model phone is a radio transmitter and receiver.

It is designed and manufactured not to exceed the emission limits for exposure to radio frequency (RF) energy set by the Federal Communications Commission of the U.S. Government.

The guidelines are based on