

au

Wi-Fi WALKER WiMAX2+ HWD14

Notes on usage

- As an instruction manual of this product, refer to the supplied "Quick start guide", "Notes on usage" (this guide), or “取扱説明書 詳細版 (Full Instruction Manual)” (Japanese) available on the au homepage. In this guide, "Instruction Manual" includes "Quick start guide", "Notes on usage" (this guide), and “取扱説明書詳細版 (Full Instruction Manual)” (Japanese).
- In this guide, "Wi-Fi WALKER WiMAX2+ HWD14" is referred to as the "product" or "Wi-Fi WALKER WiMAX2+”.
- In this guide, "microSD™ memory card" and "microSDHC™ memory card" are abbreviated as "microSD memory card”.

Exemptions




- The Company is not liable for any damages arising from earthquakes, lightning, storms, floods or other natural disasters, as well as fires, actions by third parties, other accidents, intentional or mistaken misoperation by the customer, or use under other unusual conditions outside the responsibility of the Company.
- The Company is not liable for any incidental damages (change/disappearance of described content, loss of business income, disruption of business, etc.) arising from use of or inability to use the product.
- The Company is not liable for any damages arising from failure to observe the described content of the "Instruction Manual".
- The Company is not liable for any damages arising, for example, from malfunction caused by combination with connected devices or software not related to the Company.
- Settings etc. may sometimes be altered or lost due to faults, repair or other mishandling of the product. The Company is not liable for any damage or lost income resulting from altered or lost data.
- It is recommended you keep a copy of important data in your PC's hard disk, etc. Whatever the cause of fault or malfunction may be, the Company assumes no responsibility for alteration or loss of saved information.
- The product is used under UQ/WiMAX network environment; however, UQ/WiMAX Communications Inc. is not liable for quality of the product etc.

“The Company” as appears in this manual refers to the following companies:
Sold by: KDDI CORPORATION-OKINAWA CELLULAR TELEPHONE COMPANY
Imported by: HUAWEI Technologies Japan K.K.
Manufactured by: HUAWEI TECHNOLOGIES CO., LTD

Safety Precautions (Observe Strictly)

- Before using this product, thoroughly read these "safety precautions" for proper use. After reading, store the precautions in a safe place.
- These "Safety Precautions" describe instructions that should be observed to prevent damage to property or injury to the customer or others using the product.
- These instructions are divided into the following categories.

Explanation of indications used in this manual







 DANGER	This symbol indicates "the potential and imminent danger of death or serious injury" ⁽¹⁾ to a person."
 WARNING	This symbol indicates "the possibility of death or serious injury" ⁽¹⁾ to a person."
 CAUTION	This symbol indicates "the possibility of personal injury" ⁽²⁾ to a person or physical damage" ⁽³⁾ ."

^{*1} Serious injury: This refers to loss of sight, injury, burns (high- and low-temperature), electric shock, broken bones, injuries with residual aftereffects from poisoning, etc., and injuries requiring hospital admission for treatment or long term hospital attendance as an outpatient.

^{*2} Injury: This refers to injuries, burns (high- and low-temperature), electric shock, etc. that do not require hospital admission for treatment or long-term hospital attendance as an outpatient.









^{*3} Physical damage: This refers to extended damage to buildings, furniture, livestock, or pets.

Explanation of graphic symbols used in this manual












	Indicates an action that is not allowed.		Indicates that use in a place where the product is likely to get wet or allowing the product to get wet is not allowed.
	Indicates that handling with wet hands is not allowed.		Indicates an action that must be done.
	Indicates that disassembly is not allowed.		Indicates that the power plug must be disconnected from the power outlet.

Common to the main unit, charging equipment, au Micro IC Card (LTE), peripheral devices












DANGER Be sure to read the following hazards before use.

-  Be sure to use only the specified peripheral devices. Use of other devices might cause overheating, ignition, rupture, fault, or leakage of liquid.
-  Do not use, store or leave the product in hot places (e.g. by the fire, near a heater, under a kotatsu, in direct sunlight, in a car in the hot sun). Doing so might cause ignition, rupture, fault, fire or injury.
-  Before entering an area where flammable gas is generated such as a gas station, be sure to turn off the product and stop charging the battery. Failure to observe these precautions might cause the gas to catch fire.
-  Do not put the product in a cooking apparatus such as microwave oven or a pressure vessel. Doing so might cause ignition, rupture, fault, fire or injury.
-  Do not throw the product into a fire or heat it. Doing so might cause fire, rupture or fire.
-  Do not short-circuit the connection terminals. Do not allow conductive foreign objects (metal fragments, pencil leads, etc.) to come into contact with or get inside the connection terminals. Doing so might cause fire or a fault.
-  When using a metal accessory etc., take sure not to allow the metal part come in contact with the connection terminals or power outlet. Doing so might cause electric shock, ignition, injury or a fault.
-  The customer is not allowed to disassemble, modify or repair the product. Doing so might cause a fault, ignition, electric shock, or injury. The Company is not liable even in the event of any nonconformities arising on the product or PC as a result of modification, etc. Modification of the product is in violation of the Wireless Telegraphy Act.

WARNING Be sure to read the following warnings before use.





-  Do not put any metal products (including stickers with metal materials) on surface of wireless charger or back side of the product (Qi mark side). Failure to do so might cause overheating, ignition, or malfunction.
-  Do not put a metal accessory between wireless charger and the product. Failure to do so might cause overheating, ignition, or malfunction.
-  Do not drop or subject to strong impact, such as dropping and throwing. Doing so might cause rupture, overheating, ignition, or a fault.
-  Do not use outside when you can hear thunder. Doing so might risk lightning strikes and electric shock.
-  Do not let your hands, fingers and other parts of the body touch the connection terminals. Doing so might cause electric shock, injury or a fault.
-  If the product is damaged because it is dropped or something, and its display is cracked or internal parts are exposed, do not touch the cracked display or exposed parts with your hands. Doing so might cause electric shock or injury from damaged parts. Contact an au shop or Secure cell phone support center.
-  If the main unit is wet, charging cause electric shock, short-circuiting or corrosion of electronic circuits, resulting in fire from heat or a fault.
-  Do not splash with water or other liquids. Also, never use in places subject to direct splashing with water or pet urine, etc. or in humid places such as bath areas, or use with wet hands. Doing so might cause electric shock or fault from short-circuiting or corrosion of electronic circuits. In the event that the product is splashed with liquid, immediately disconnect the specified charger's power plug and external device. Faults caused by wetting with water or humidity are not covered by the warranty and charges will be incurred for repair.
-  Do not operate the product while driving an automobile or motorized bicycle, riding a bicycle or walking. Doing so may compromise traffic safety and cause an accident.
-  If charging is not completed after the specified charging time, stop charging. Failure to do so might cause leakage of liquid, overheating, rupture or ignition.
-  Do not leave in places within the reach of small children. Small children might swallow small parts, etc. by mistake and choke on them, or might drop them by mistake and cause accidents or injury.

CAUTION Be sure to read the following cautions before use.



-  Do not store the product in places subject to direct sunlight (e.g. in automobiles), places that get hot, places that get extremely cold, and in humid or dusty places. Doing so might cause overheating, ignition, deformation or a fault.
-  Do not leave on unstable places such as rocky stands or tilting surfaces. Dropping the product may cause injury or damage. Also, pay sufficient attention to impact, etc.
-  Do not cover or wrap the product with bedding, etc. while using or charging the product. Doing so might cause fire, fault or injury.
-  Do not touch the main unit or specified charger for a long time while power is being supplied from an external source. Doing so might cause low-temperature burns.
-  The product may become hot by prolonged use especially in high-temperature environment. Be careful when using the product touching your skin for a long time, as it might cause low-temperature burns.
-  Do not use power outlets or wiring apparatus beyond its rating. Also, exceeding rating, for example, by connecting multiple devices to a single power strip might cause overheating and fire.
-  Do not place near corrosive chemicals or in places where corrosive gas is generated. Doing so might cause a fault or loss of internal data.
-  Do not leave or store with the microSD memory card slot cover and Micro IC Card slot cover opened. Doing so might allow dust or other foreign objects to get inside and cause a fault.
-  Do not use if there is smoke, abnormal odor or noise, excessive overheating, or other abnormalities. If an abnormality occurs, disconnect the specified charger from the power outlet if you are charging the battery, make sure that the product is not overheating before turning the power off, and contact an au shop or Secure cell phone support center. If you have dropped or damaged the product, do not continue to use it in that state, and contact an au shop or Secure cell phone support center.
-  When using the specified AC adapter or external device, insert/remove the connector straight to/from the terminal. Make sure the orientation of the connector is correct. Failure to do so might cause damage or a fault.
-  Do not charge the battery with wireless charger when a cover or case are attached to the product. Doing so might cause failure of charging, overheating, ignition, or malfunction.

Main unit

WARNING Be sure to read the following warnings before use.






-  Do not use the product while driving a car or riding a motorbike or bicycle. It might cause a traffic accident. Use of the product while driving a car or motorbike is prohibited by law. Use of the product while riding a bicycle may be punishable by some regulations.
-  Do not use this product while you are aboard an airplane. Use of electric devices transmitting radio waves in airplane is prohibited by law. Some airline companies, however, allow their passengers to use the product. For details, contact the airline company you use.
-  Turn the product off near .high precision electronic device. Failure to do so might affect the electronic devices. (Examples of electronic devices that might be affected by the product include cardiac pacemakers, hearing aids, other electronic medical devices, fire alarms, and automatic doors. If you are using an electronic medical device, contact the device manufacturer or retailer for information about the possible affect of radio waves.)
-  When using the product near an implanted pacemaker, implanted cardioverter-defibrillator or other electronic medical device, radio waves might affect these units and devices. So, please observe the following.
 - Those with an implanted pacemaker or implanted cardioverter-defibrillator should carry or use the product at least 15cm away from the pacemaker or cardioverter-defibrillator.
 - Turn the product off when it may be difficult to keep at least 15cm away such as in a situation you cannot move freely, since there may be people with a cardiac pacemaker or implanted cardioverter-defibrillator nearby.
 - Pay attention to the following points when using the product inside medical institutions.
 - Do not bring the product into operating theaters, intensive-care units (ICU) and coronary care units (CCU).
 - Turn the product off in hospital wards.
 - Even if you are in a lobby, etc., be sure to turn the product off when there are electronic medical devices nearby.
 - When a medical institution has laid down designated areas where use of the product is prohibited or is not allowed to be brought in, abide by the instructions of that medical institution.
 - When using electronic medical devices other than an implanted pacemaker and implanted cardioverter-defibrillator outside a medical institution (e.g. home medical treatment), check individually with the manufacturer of the electronic medical device regarding the influence of radio waves.

CAUTION Be sure to read the following cautions before use.

-  Use of the main unit in an automobile sometimes affects on-vehicle electronic devices, though this rarely happens. If this happens, stop use since this may impair safe travel.
-  If you feel any abnormality with your skin, immediately consult a dermatologist. Itching, rashes, eczema, etc. sometimes occurs depending on your physical constitution and condition.

The materials of parts used on the product are as follows.

Part	Material <Surface treatment>
Display panel	Glass
Exterior case	PC resin <coating>
Power button	PC resin <coating>
Micro IC Card slot cover	Outside: PC resin <coating> Inside: TPU resin
microSD memory card slot cover	Outside: PC resin <coating> Inside: TPU resin



-  Do not allow liquids, metal pieces, burnable items, and other foreign matter to get inside the micro SD memory card slot and Micro IC Card slot. Doing so might cause fire, electric shock or fault.
-  Do not swing the product around by holding the strap, etc. Doing so might cause an accident or damage.
-  Use the micro SD memory card slot cover and Micro IC Card slot cover closed. If the covers are open, dirt or water may get inside causing a fault.
-  Do not place the product directly on sand at a beach, etc. If sand or other small particles gets inside the main unit through micro USB connector etc., it might cause overheating or a fault.
-  When using the product for data communication, be careful not to keep the product in direct contact with your skin for a prolonged period, or not to cover the product with paper, cloth, bedding, etc. The main unit might get hot, causing fire, burns or a fault.

Internal Battery

 **(The internal battery of Wi-Fi/WALKER/WiMAX2+ is a lithium-ion battery)**










When you purchase your product, the internal battery is not fully charged. Charge the battery before using the product.

DANGER Be sure to read the following hazards before use.





-  If the leaked liquid gets on your skin or clothes, immediately rinse it off with water to avoid injury. If the liquid gets into your eyes, do not rub but wash your eyes with water, and immediately consult a doctor to avoid the risk of losing your eyesight. If the liquid gets on a device, wipe it off without touching it.
-  Internal battery is a consumable item. If the performance of internal battery does not recover (e.g. the usable time after each charge has become extremely short), the battery is at the end of service life, so stop use. Failure to do so might cause overheating, ignition, rupture or leakage. Battery is built into the product. For repair, the product must be collected to au shop etc. and charges will be incurred. And you may not use the product during certain period of time. Please be forewarned. Note that the length of service life varies depending on the usage condition, etc.

Charging equipment

WARNING Be sure to read the following warnings before use.

-  Do not use at other voltages than the specified power supply voltage. Doing so might cause ignition, fire, overheating, or electric shock.
AC adapter is compatible with 100 VAC to 240 VAC. The product is available only in Japan.
-  Firmly insert the specified charger's power plug into the power outlet down to the base of its pins. Incomplete insertion of the power plug might result in electric shock or fire caused by overheating and ignition. Do not use when a specified charger is damaged, or a power outlet is loose.
-  Do not damage, modify, twist, pull or place a heavy object on the cable of the specified charger. Do not use a damaged cable. Doing so might cause an electric shock, short circuit or fire.
-  Do not let your hands, fingers and other parts of the body touch the connection terminals. Doing so might cause electric shock, injury or a fault.
-  If you hear thunder, do not touch the power plug. Doing so might cause an electric shock as a result of a lightning strike.
-  Before cleaning the charging equipment, unplug its power plug of the specified charger from the outlet. If the plug remains plugged in when you clean the equipment, it might cause an electric shock or short-circuit.
-  Wipe off dust on the power plug. Failure to do so might cause fire, burns or electric shock.
-  When the AC adapter is not to be used for a long time, disconnect the specified charger's power plug from the power outlet. Failure to do so might cause electric shock, fire or a fault.
-  Do not use in places subject to splashing with water, pet urine or other liquids. Doing so might result in faults resulting from overheating, fire, electric shock, or short-circuiting of electronic circuits. In the event that the product is splashed with liquid, immediately disconnect the specified charger's power plug.

CAUTION Be sure to read the following cautions before use.





-  Do not use in humid places such as bath areas, or connect/disconnect the specified charger with wet hands. Doing so might cause electric shock or a fault.
-  Charge the battery in a stable place. If placed on an inclined surface or wobbly stand, the product might fall causing injury or damage. In addition, do not cover or wrap the product with a cloth or bedding. Doing so might cause fire or a fault.
-  When unplugging the specified charging equipment's power plug from the outlet, hold and pull the power plug. If you pull the cable, the cable might be damaged.
-  If you feel any abnormality with your skin, immediately consult a dermatologist. Itching, rashes, eczema, etc. sometimes occurs depending on your physical constitution and condition.

The materials of parts used on AC adopter are as follows.



Part	Material <Surface treatment>
Exterior case	PC resin
Power plug	Copper alloy <Nickel plating>
USB Cable	PVC resin
USB plug (shield part)	Iron <Nickel plating>, PBT resin
USB plug (resin part)	PVC resin
micro USB connector (shield part)	Stainless steel <Nickel plating>, LCP resin
micro USB connector (resin part)	PVC resin

HUAWEI power supply conversion cable 01

WARNING Be sure to read the following warnings before use.


-  Do not use at other voltages than the specified power supply voltage. Doing so might cause ignition, fire, overheating, or electric shock.
-  Firmly insert the connection terminal of the power supply conversion cable into au cell phone or peripherals to the base of its pins. Incomplete insertion might result in electric shock or fire caused by overheating and ignition. Do not use if the connection terminal is damaged or loosened.
-  Do not damage, modify, twist, pull or place a heavy object on the cable of the specified charger. Doing so might cause fire, electric shock or fault.
-  Strictly observe warnings and cautions indicated by the manufacturer of peripherals you are using.

CAUTION Be sure to read the following cautions before use.














-  Do not touch an au cell phone or a peripheral device for a long time while power is being supplied from an external source. Doing so might cause low-temperature burns.
-  When unplugging the power supply conversion cable, hold and pull the power plug. If you pull the cable, the cable might be damaged.

au Micro IC Card (LTE)

WARNING Be sure to read the following warnings before use.

-  Do not put the au Micro IC Card (LTE) in a cooking apparatus such as a microwave oven or a pressure vessel. Doing so might cause melting, overheating, fuming, loss of data or a fault.

CAUTION Be sure to read the following cautions before use.

-  Be careful when attaching/removing the au Micro IC Card (LTE). Doing so might injure your hands or fingers.
-  Use only the devices specified by the Company to insert the au Micro IC Card (LTE) in. Using a device not specified by the Company might cause loss of data or a fault. For the specified devices, contact an au shop or Customer Service Center.
-  Do not disassemble or modify the au Micro IC Card (LTE). Doing so might cause loss of data or a fault.
-  Do not use or leave the au Micro IC Card (LTE) in hot places such as by the fire or a heater. Doing so might cause melting, overheating, fuming, loss of data or a fault.
-  Do not throw the au Micro IC Card (LTE) into a fire or heat it. Doing so might cause melting, overheating, fuming, loss of data or a fault.
-  Do not touch the IC (metal) part of the au Micro IC Card (LTE) or short-circuit it. Doing so might cause loss of data or a fault.
-  Do not drop the au Micro IC Card (LTE) or subject it to strong impact. Doing so might cause a fault.
-  Do not fold, bend or place a heavy object on the au Micro IC Card (LTE). Doing so might cause a fault.
-  Do not wet the au Micro IC Card (LTE). Doing so might cause a fault.
-  Do not scratch the IC (metal) part of the au Micro IC Card (LTE). Doing so might cause a fault.
-  Do not store the au Micro IC Card (LTE) in dusty places. Doing so might cause a fault.
-  Do not store the au Micro IC Card (LTE) in places exposed to direct sunlight or hot and humid places. Doing so might cause a fault.
-  Store the au Micro IC Card (LTE) out of reach of small children. Failure to do so might cause injury, etc. if they accidentally swallow and choke on it.

Handling precautions


These precautions are provided to ensure that performance can be fully demonstrated. Thoroughly read these precautions to ensure correct use.

Precautions common to the main unit, internal battery, charging equipment, au Micro IC Card (LTE), peripheral devices

- Do not apply excessive force to the product during use. Be sure not to put the product into a tightly packed bag or place a heavy object on the product in a bag. Sitting on the product in your pocket might damage the display or internal circuit board resulting in a malfunction. Keeping an external device connected to the external connection might damage the connector resulting in a malfunction. Such damage and malfunction are not covered by the warranty, even if there is no external damage.
- Do not use the product in extremely hot, cold or humid places. (Use within an ambient temperature range of 5°C to 35°C and humidity range of 35% to 85%.)
- Do not use in places subject to lots of dust or vibration.
- Clean the connection terminals with dry cotton swabs, etc. every now and then. Soiled terminals might cause poor connection. Do not exert a strong force to clean the connection terminals to prevent deformation.
- Clean the product with a dry soft cloth (such as the type used for eyeglasses). Forceful rubbing with a dry cloth may scratch the display. Drops of water or dirt left on the display may cause stains. Wiping the product using alcohol, thinner, benzene, detergent, etc. might erase the printing on the outer casing or cause discoloration.
- Use as far away as possible from land-line phones, TVs and radios. Use nearby might affect them.
- The product may become warm while charging or communicating, depending on the situation, but this is not abnormal. Note that there are times when it comes to use the product in a bag or bag heat up, the temperature of the product is increased.

- When the product is used by a child, parents or guardians should thoroughly read the “Instruction Manual” and teach the child how to use it.

■ Main unit

- Do not forcefully press, tap or intentionally subject the display to strong impact. Doing so might cause scratching or damage.
- Do not forcefully press your fingernails, sharp objects or hard objects against keys or display surface. Doing so might cause scratching or damage.
The touch panel is designed to be lightly touched by fingers. Do not apply strong pressure with your fingers or sharp-pointed objects (such as fingernails, ballpoint pens and pins) on the touch panel.
Touching the panel may not work in the following cases. Note that it may cause malfunction.
 - Operation with gloved hands
 - Operation with fingernails
 - Operation with foreign object on the screen
 - Operation with protective sheet or seal on the screen
 - Operation with a water drops or dew condensation attached on the touch panel
 - Operation with wet or sweaty fingers
- Never use the modified product. Use of a modified device violates the Radio Law.
This product has acquired the certification of conformity with technical regulations for the specified radio station based on the Radio Law, and you can check “Technical Conformity Mark ” from the “Certification” screen (in Home screen, tap “Settings”->“About”->“Certification” to display) as a certificate. If the screws of the product are removed and modifications are made to the internal components, the certification of conformity with technical regulations will become invalid. Do not use the product with the certification invalid, as it is a violation of the Radio Law.
- To prevent unlawful modification, the product has been designed so that it cannot be easily disassembled. Modifying the product is prohibited by the Radio Law.
- Contents saved in this product might be altered or lost by an accident, fault, repair or mishandling. Be sure to keep a copy of important contents. Note that Company assumes no responsibility for any damages or lost profits resulting from altered or lost contents.
- This product uses liquid crystal for its display. The display response speed may become slow when the ambient temperature is low, which is due to the property of liquid crystal and not a malfunction. The display response speed will return to normal at room temperature.
- Although the display used on the product is made using high-precision technology, some pixels (dots) might be lit or out at all times. This is not a malfunction.
- Take care not to inconvenience people around you when you use the product in a public place.
- Take care not to place magnetized items such as magnetic cards, speakers and TV sets near the product, as it might cause malfunction.
Strong magnetic objects may cause misoperation.
- When you put the product in your pocket or bag, take care so that the display does not come in contact with metal objects or other hard objects. Doing so might cause scratching or damage. Also, be careful not to scratch or damage the display by using a strap whose metal or other hard part comes in contact with the display.
- When suddenly brought into a warm place from a cold place, or when in a humid location, or when used where temperature suddenly changes (e.g. near the air discharge port of an air conditioner), water droplets (i.e. condensation) sometimes are formed inside the product. Note that when used under conditions such as this, humidity might cause corrosion or a fault.
- When wiping the display, wipe with a soft, dry cloth. Use of a moistened cloth, glass cleaner or other similar liquid might cause a fault.
- When connecting/disconnecting an external device to/from the microUSB connector, make sure that the microUSB connector is horizontal with the external device.
- Note that applying unnecessary force with the microUSB connector connected to the external device might cause damage.
- Do not discard the product together with regular trash. Please cooperate in the collection of the product when it is no longer needed to protect the environment and effectively use resources. Old products are collected at au shops and other places.
- Do not insert any object except, microSD memory card or au Micro IC Card (LTE) into microSD memory card slot and Micro IC Card slot of this product.
- Do not exert excessive force when attaching/removing a microSD memory card. Doing so might injure your hands or fingers.
- While writing/reading data to/from a microSD memory card, do not subject the product to vibration or impact, or turn off the power. Doing so might cause loss of data or a fault.
- Note that pulling strongly or applying unnecessary force with microSD memory slot cover and Micro IC Card slot cover might cause damage.

■ Touch Panel

- Use your finger to operate the touch panel. Do not use ballpoint pens, pencils or other sharp-pointed objects. Using such objects does not only hinder correct operation of the touch panel, but also might cause scratching or damage to the display.
- Do not put stickers or sheets (e.g. commercially available protective films, peep prevention sheets) on the display. Doing so might hinder correct operation of the touch panel.
- Do not operate the touch panel with fingernails. Doing so might result in split nails or jammed fingers.
- If the display surface is dirty or wet with sweat or water, it may not function correctly. In such case, wipe the display surface with a dry, soft cloth.
- Press the touch panel strongly may cause damage or malfunction.
- When carrying the product in your pocket or bag, take care not to put the touch panel close to metals or other conductive materials, as it might cause false operation of the touch panel.

■ Internal Battery

- Use in very hot or cold environments, for example, when left in an automobile with the windows closed in summer, will cause the internal battery capacity to drop and shorten the available battery usage time. This will also shorten the internal internal battery’s service life. Try to use the internal battery as far as possible at room temperature.
- Charge the battery before using the product for the first time after purchase, or if you have not used the product for a long time.
- Internal battery is a consumable item. If the performance of the internal battery does not recover after charge, the internal battery is at the end of service life, so stop use of it. Battery is built into the product. For repair, the product must be collected to au shop etc. and charges will be incurred. And you may not use the product during certain period of time. Please be forewarned. Note that the length of service life varies depending on the usage condition, etc.
- Internal battery sometimes swell up as they approach the end of their service life. This is due to the properties of lithium-ion batteries, and is not a problem in terms of safety.

■ Charging equipment

- When not using the product, remove the specified charger’s power plug from the power outlet.
- Do not wrap the power cord of specified charger around the power plug. Doing so might cause electric shock, ignition or fire.
- Do not forcibly bend the specified charging equipment’s plug or the connection between the connector and power cord. Doing so might cause electric shock, overheating or fire.
- Charging may not be available due to protection function because temperature of environment is high or low. Place the product where an ambient temperature range of 5°C to 35°C. Charging starts.

■ Wireless charging

- When the product’s temperature rises above certain level, charging may stop or take longer time, but this is not abnormal. Wait until temperature drops.
- Do not use the wireless charge function while charging the product or other devices by connecting the AC adapter or the microUSB cable.
- When charging the product, do not place the wireless charger device closer than 30 cm. The product may not be detected properly and may not be charged.
- Do not move wireless charging device or the product.
- If charged wirelessly, battery level may not be displayed correctly on the product.
- When the battery level is almost full, charging may not start. After use the product, charge again.
- When the product is charged wirelessly, charging may not be complete.
- Even after charging is complete, battery level may be low if the product is not used for a long time.

■ USB power supply

- Use the specified power supply conversion cable for USB power supply. Failure to observe this precaution cause fault, heat or fire to the product or a power supplied mobile device via USB.
- Do not supply power to devices other than supported. Failure to observe this precaution cause fault, heat or fire to the product or a power supplied mobile device via USB.
- When the product’s temperature rises above certain level, charging may stop or take longer time, but this is not abnormal. Wait until temperature drops.

■ au Micro IC Card (LTE)

- The au Micro IC Card (LTE) is lent to you by au. In case of loss or damage, the card will be replaced at your expense. When malfunction is suspected, or in case of theft or loss, contact an au shop or PiPi.
- Do not forcibly remove or insert the au Micro IC Card (LTE). Be careful not to exert excessive force when inserting the card into the product.
- You are responsible for any damage caused by inserting your au Micro IC Card (LTE) into some other IC card reader, etc.
- Keep the IC (metal) part of your au Micro IC Card (LTE) clean. For cleaning the au IC-Card, wipe it with a dry, soft cloth (such as for cleaning eyeglasses).
- Do not put stickers, etc. on the au Micro IC Card (LTE).
- Do not insert an au Nano IC Card (LTE) to which a conversion adapter is attached. Doing so may cause a fault.

■ Copyrights

- You are not allowed to copy, distribute, publish, modify or edit the data you downloaded using this product without consent of the copyright holder, except for personal use, under the copyright law.
In addition, do not use or modify portraits or names of other individuals without their consent, as it might infringe on rights of portrait.

■ Backup content on the product

- Please back up important content downloaded to the product. Content recorded to memory on the product sometimes disappears or is altered by unexpected factors, such as static electricity or a fault, repair, mishandling, etc.
“How to make backups: you can back up setting contents of the product in your PC. Please refer to “Backup & Restore” (“Settings”->“System Settings”->“Backup & Restore”) of Wi-Fi WALKER WIMAX2+ utility. Note, however, that there are some data that cannot be copied by using these means.

■ PIN code

■ PIN code

- To prevent unauthorized use of the au Micro IC Card (LTE) by a third party, you can set the product to require PIN code entry every time the power is turned on. You also need to enter PIN code when setting whether PIN code entry is required.
- If PIN code is incorrectly entered three times consecutively, the PIN code will be locked. You can unlock the PIN code using PUK code.
“PIN code is “1234” and PIN code entry is set to not be required at the time of purchase. You can change PIN code to any four- to eight-digit number, and set PIN code entry to be required as necessary.
*PIN code is not reset by initializing the product.

■ PUK code

- In case PIN code is locked, you can unlock it by entering PUK code.
*PUK code is an eight-digit number given at the time of purchase, which is printed on the back side of the plastic card on which your au Micro IC Card (LTE) is attached.
*After entering PUK code, you need to set a new PIN code in “PIN code management”.
*If PUK code is incorrectly entered ten times consecutively, contact an au shop, PiPi or Customer Service Center.

■ Notes on the supplied software

Pay attention to the following points when using the software supplied with the product

- The software is licensed to you for use only. Copyright of the software is not transferred to you. You may not transfer or sell the software to any third parties.
- You may copy the software for backup purpose only. You may not copy the software for the purpose of transferring or selling to others.
- The Company is not liable for any loss arising by using the software or claim for damages against you from the third party.

■ Wireless LAN (Wi-Fi®) function

- Use the wireless LAN (Wi-Fi®) function in Japan. The wireless LAN (Wi-Fi®) function of this product conforms to domestic wireless standards in Japan, and has been certified. Use overseas may be subject to punishment by law.
- The 2.4 GHz band used by wireless LAN (Wi-Fi®) is operated by various other devices. For this reason, the communication speed and connectable range may be decreased, or disconnection may occur, due to interference by other devices.
- Do not use this product in places where electromagnetic waves are generated or near electric products, AV and OA equipment, or other magnetized devices.
- Subjecting this product to magnetic or electrical noise might increase noise and prevent it from performing communications. (This product is particularly susceptible to noise when it used near a microwave oven.)
- Using this product near a TV, radio or similar appliance might cause reception interference and disrupt TV images.
- Searching might not be successful if there are multiple wireless LAN (Wi-Fi®) access points near to the product or the same channel is being used.
- The wireless LAN function (Wi-Fi®) cannot be used in airplane. Be sure to turn off the power even in a wireless LAN (Wi-Fi®) compliant airplane. Some airline companies, however, allow their passengers to use cell phones. For details, contact the airline company you use.
- The communication speed and connectable range vary depending on the distance between communication devices, obstacles and the devices used.

■ Cautions on using 2.4GHz band

Wireless LAN (Wi-Fi®) function of this product uses 2.4GHz band. In this frequency band, other similar wireless stations, in-plant wireless stations for mobile unit identification that require a license for use, such as factory production lines, specific small-power wireless stations that do not require licenses, amateur wireless stations (collectively called “other wireless stations” from here on) are operated in addition to home electrical appliances such as microwave ovens, devices for industrial, scientific and medical devices.

1. Before using this product, make sure that “other wireless stations” are not in operation nearby.
2. In the event that instances of radio wave interference have occurred between this product and “other wireless stations”, immediately either relocate this product or
stop operation of the device (stop emission of radio waves).
3. If you are unclear on any points or are troubled by anything, contact an au shop or Customer Service Center.

- Connections between this product and all wireless LAN (Wi-Fi®) devices have not been confirmed. Therefore, connections with all wireless LAN (Wi-Fi®) devices are not guaranteed.
- This product supports security features for wireless communications that are compliant with the wireless LAN (Wi-Fi®) standard specifications, but the security may not be sufficient depending on the usage environment and configuration. Be careful when making data communication using wireless LAN function (Wi-Fi®).
- Wireless LAN (Wi-Fi®) has the advantage that it can be freely connected anywhere within the radio wave range, as it uses radio waves for exchanging information. At the same time, there is a risk that a malicious third party may obtain unauthorized access if security settings have not been configured. You are recommended to configure security settings before use at your decision and responsibility.
- The Company assumes no responsibility for leakage of data or information that may occur during wireless LAN (Wi-Fi®) communication.

Wireless LAN (Wi-Fi®) function of this product uses frequencies in the2.4GHz band.

- Wireless LAN (Wi-Fi®) function: **2.4DS/OF4**
This product uses the 2.4 GHz band. DS-SS and OFDM are used as the modulation schemes. The interference distance is about 40 m or less. This means that all bandwidths are used, and that bands of mobile unit identification devices can be avoided.

For use in airplane, check with the airline company in advance.

■ Cautions on using 5GHz band

Wireless LAN (Wi-Fi®) function of this product uses 5GHz band. Using 5.2 GHz band and 5.3 GHz band outdoors is prohibited by the Radio Law.

The channels used on the product are as follows.

- W52 (5.2 GHz band/36, 40, 44, 48 ch)
- W53 (5.3 GHz band/52, 56, 60, 64 ch)
- W56 (5.6GHz band/100, 104, 108, 112, 116, 120, 124, 128, 132, 136, 140ch)

■ Notes on packet communication charge

- Since constant Internet connection is possible with this product, packet communication may be performed automatically by some applications on the device connected to the product via wireless LAN (Wi-Fi®) or with a microUSB cable.
- To browse homepages, download applications, communicate using applications and make various settings using a device which connected to the product via wireless LAN (Wi-Fi®) or with a microUSB cable, connection to the Internet is required, to which packet communication charge applies.
*Packet communication charge does not apply to wireless LAN (Wi-Fi®) connection.

■ Checking packet communication charge

You can check the packet communication charge on the following URL.

https://cs.kddi.com/ (auお客さまサポート (au Customer Support))

*Subscription is required for the first time.

*If you change to the high speed plus area mode, option fee is applied. *For details, refer to au homepage.

■ After-sales service

■ When asking for repair

For repair, contact Secure cell phone support center.

During the warranty period	Repairs will be done based on the terms of services of the free-of-charge repair warranty described on the warranty card.
Outside the warranty period	We shall repair the product for a charge as requested by the customer if repair renders it usable.

- Before handing in the product for repair, make a backup of the contents of memory since they may disappear during repair. Note that the Company shall not be liable for any damages and loss of income should the contents of memory be altered or lost.
- Recycled parts that meet the Company’s quality standards are sometimes used for repair.
- Collected au products by Replacement product delivery service which you used before are recycled to products for replacement after repairs. Also replaced parts by au after-sales service are collected and recycled by KDDI. They are not returned to customers.

■ Performance parts for repair

The Company retains performance parts for repair of Wi-Fi WALKER WIMAX2+ main unit and its peripherals for four years after discontinuation of production.

“Performance parts for repair” refers to parts required for maintaining the functions of the product.

■ Warranty card

At the store of purchase, thoroughly check and read the name of the retailer, date of purchase and other necessary details filled in on the warranty card, and be sure to keep it in a safe place.

■ Secure cell phone support plus LTE

An after-sales service membership program on a monthly basis called “Secure cell phone support plus LTE” (monthly fee: 399 yen including tax) is available for using your au product for a long time without worries. This service expands coverage for many troubles including malfunction, theft and loss. For details of this service, refer to au homepage or contact Secure cell phone support center.

- You can apply for membership only at the time of purchasing your au product.
- Once you cancel the membership, you cannot reapply for it until you purchase an au product next time.
- Note that when changing the model or purchasing an extra cell phone, this service only covers the most recently purchased au product.
- When an au product is handed over to you or someone else, the Secure cell phone support plus LTE membership is also handed over to the successor of the cell phone.
- When you get a new au cell phone by changing the model or purchasing an extra cell phone, the “Secure cell phone support plus LTE” membership for the old au product is automatically canceled.
- Service contents are subject to change without notice.

■ au Micro IC Card (LTE)

The au Micro IC Card (LTE) is lent to you by au. In case of loss or damage, the card will be replaced at your expense. When malfunction is suspected, or in case of theft or loss, contact an au shop or PiPi.

■ After-sales service

If you are unsure about anything regarding after-sales service, contact the following service contact.

Customer Service Center (for loss, theft or damage and operation information)

From a land-line phone,  **0077-7-113** (toll-free)

From an au cell phone, **113** without area code (toll free)

Secure cell phone support center (for loss, theft, damage)

From a land-line phone/an au cell phone,  **0120-925-919** (toll free)

Business hours 9:00 - 21:00 (7 days a week)

■ au after-sales service information

Service			Secure cell phone support plus LTE member	Others
Replacement cell phone delivery service	Spontaneous failure	1st year	Free of charge	No recompense
		2nd year or later	Customer charge 1st: 5,250 yen 2nd: 8,400 yen	
	Partially damage, water soak, irreparable damage, theft or loss			
Holding over and repair	Spontaneous failure	1st year	Free of charge	Free of charge
		2nd year or later	Free of charge (three-year warranty)	Actual cost
	Partially damage		Customer charge Upper limit: 5,250 yen	
	Water soak, irreparable damage		Customer charge 10,500 yen	
	Theft, loss		No recompense	No recompense (model change)

*Charge amounts are all tax-included.

Replacement cell phone delivery service

- When you have trouble with your au product, replacement product (same model, same color) is delivered by calling to. Return your damaged product within 14 days after replacement product is delivered.
- Available up to twice in a year from the day you use this service as a start day. If you do not use this service in the past year at the subscription to this service, it will be 1st and if you use, it will be 2nd.
*For details, refer to au homepage.

Holding over and repair

- Damages and malfunctions intentionally caused by the customer as well as those due to modification (e.g. disassembly, change of parts, painting, etc.) by the customer are not covered by this service.
- You cannot receive a refund for replacement of the outer casing due to stains, scratches, paint removal, etc. on the outer casing.

■ Trademarks

Wi-Fi®, Wi-Fi Alliance®, Wi-Fi Certified®, WPA™, WPA2™, Wi-Fi Protected Setup™ logos are registered trademarks or trademarks of Wi-Fi Alliance.






microSD and microSDHC are trademarks of the SD Association.

“Qi” and “ mark” are trademarks of Wireless Power Consortium (WPC).



HUAWEI is a registered trademark or trademark HUAWEI TECHNOLOGIES CO., LTD in China.

Other company names and product names referred to in this manual are trademarks and registered trademarks of respective companies. The TM,® marks may be omitted in this manual.

For inquiries			
Customer Service Center			
For general information and charges (toll free)		For loss, theft or damage and operation information (toll-free)	
From fixed-line phones:	From au cell phones:	From fixed-line phones:	From au cell phones:
 0077-7-111	157 without area code	 0077-7-113	113 without area code
In case above numbers are not available, call (toll-free)			
Pressing "zero" will connect you to an operator, after calling "157" on your au cell phone.		 0120-977-033 (except Okinawa)	 0120-977-699 (Okinawa)
Secure cell phone support center			
For loss, theft, damage (toll free)			
From fixed-line phones/au cell phones,			
 0120-925-919			
Business hours 9:00-21:00 (7 days a week)			

September 2013, 1st Edition

Sold by: KDDI CORPORATION-OKINAWA CELLULAR TELEPHONE COMPANY
Importer: HUAWEI Technologies Japan K.K.
Manufacturer: HUAWEI TECHNOLOGIES CO., LTD.