



au smartphone
for international travel

World Data Flat

With au's overseas Flat-rate Data service,
you can use your usual smartphone
in specific countries and regions abroad

Limited area With the "Early discount campaign"

Save
money!

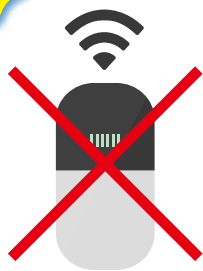
From **490** (24 hours)
yen/day

Requirement: You must sign up for Data Charge (free).

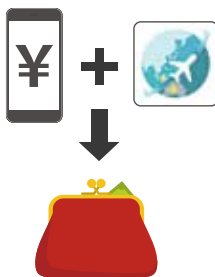
※Data usage under World Data Flat consumes the monthly data allowance of the various fee plans in Japan.
※There are additional fees, such as the au usage fee. ※Terms and conditions apply to various usage cases.

No Wi-Fi
router
required!

Easy and convenient!
All you need is your usual smartphone!



You can access the service instantly from your usual smartphone! The only charger you need is the one for your smartphone.



Complete the entire application by booking from your smartphone! There is no need to obtain or return equipment. The fees will simply be added to your au smartphone invoice!



Want to go solo on the road sometimes? All you need to do is press "利用開始 (Get started)" in the World Data Flat app!

For more details, read the next page



Usage fees

Lower price if booked in advance!

Limited area

From **490** (24 hours)



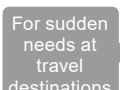
With the
“Early discount campaign”

490 yen/day!

■ Requirement: You must sign up for Data Charge (free).

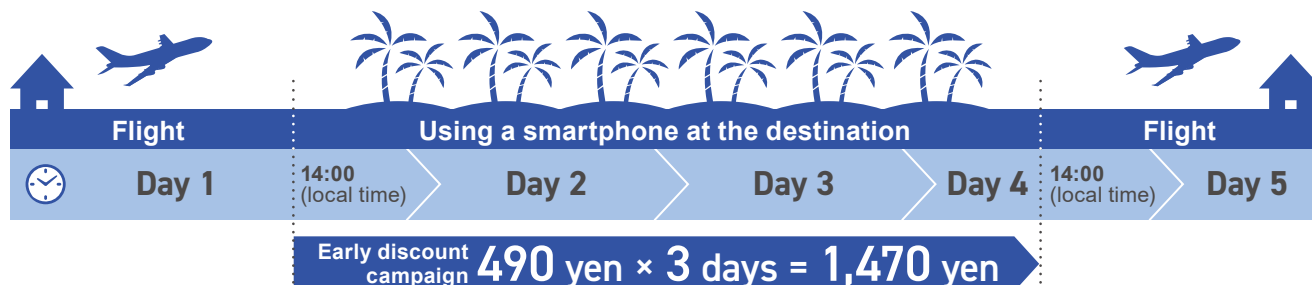
※The “Early discount campaign” and “Early discount” must be booked in advance in Japan prior to international departure. ※The data usage under World Data Flat will consume the monthly data allowance*1 of the various fee plans in Japan (such as Unlimited Data MAX Plan 5G ALL STAR Pack, Unlimited Data MAX Plan 5G/4G TV Pack, Unlimited Data MAX Plan 5G/4G Netflix Pack (P), Unlimited Data MAX Plan 5G/4G DAZN Pack, Unlimited Data MAX Plan 5G with Amazon Prime, Unlimited Data MAX Plan 5G/4G, Adjust Plan 5G/4G LTE, and Adjust Plan 5G (s)/4G LTE (s)), as well as the data volume purchased for Data Charge*2. ※Your data speed will be limited according to your data usage*3. ※To see the list of eligible fee plans, visit the au website.



■ Usage fees

	Countries and regions covered	Courses		
			Fees	Number of days permitted
 Booked in advance	United States (mainland/Alaska), Hawaii, Canada, South Korea, Taiwan, Hong Kong, Macau, Thailand, Puerto Rico, Virgin Islands of the United States	Early discount campaign	490 yen/day (24 hours)	 New! A long-term course (up to 30 days)
	More than 150 overseas countries and regions, including those eligible for early discount campaign	Early discount	690 yen/day (24 hours)	
 Not booked in advance	More than 150 overseas countries and regions, including those eligible for early discount campaign	Regular	980 yen/day (24 hours)	1-8 days

※The covered countries and regions are subject to change without notice. For the latest list of countries and regions, please visit the au website.
 ※The last day of the Early discount campaign will be announced on the au website as soon as it is determined.

■ Example: 5-day, 3-night stay in Hawaii using World Data Flat booked in advance



 Sign up and receive equipment
 If you rent a Wi-Fi router, you must rent it for the 5-day period starting from the day you depart from Japan until the day of your return.
 There may be additional fees, such as an option fee to cover the loss of the equipment!
 Return the equipment

Use the service in multiple countries on your trip!

■ Example: 5-night, 7-day round-tour of Europe (France and Germany) using World Data Flat booked in advance



○There are additional charges for voice calls, video calls, SMS (C-mail), and international SMS. ★1: Regardless of the monthly data volume allocated under each fee plan, the following fee plans each have the listed limit on the total amount of data used for tethering, Data Share, and World Data Flat: 80 GB for Unlimited Data MAX Plan 5G ALL STAR Pack, 70 GB for Unlimited Data MAX Plan 5G/4G TV Pack, 60 GB for Unlimited Data MAX Plan 5G/4G Netflix Pack (P), Unlimited Data MAX Plan 5G/4G DAZN Pack and Unlimited Data MAX Plan 5G with Amazon Prime, and 30 GB for Unlimited Data MAX Plan 5G/4G. ★2: If you use more data than the monthly data allowance or exceed the data volume limit of your fee plan, the maximum incoming/outgoing communication speed will be limited to 128 kbps. Even if the total amount of data used falls within the data volume allocated for your plan, the communication speed may still be affected by the policies of the overseas communication provider. ★3: If you use more than 3 GB of data every 24 hours from the start of the service, the maximum incoming/outgoing communication speed will be limited to 1 Mbps until the next 24-hour window begins. ※au usage fees as well as other fees (such as option fees, the universal service fee and phone relay service fee) apply.

How to use World Data Flat

Set it up on your smartphone in just 3 steps!

1 Download the World Data Flat app and configure the initial settings



iPhone

From App Store

Android™

From Google Play™

Search for “World Data Flat”!



※Additional data communication fees apply. ※This app cannot be used by au mobile phone (4G LTE) users.

2 Before departure, book in advance on the app

※You can change or cancel until 1 hour before the service usage start time.



Confirm the phone number



Select the country/region, service start day, and number of days to use the service



Confirm the details and tap “予約する (Book the service)”

※Screenshots are for illustrational purposes only.

3 Before you arrive overseas, set up your smartphone to complete the procedure



Turn on [モバイルデータ通信 (Mobile data communication)] and [データローミング (Data roaming)]

<For iPhone>

- 設定 (Settings)
 - > モバイル通信 (Cellular)
 - > Turn on “モバイルデータ通信 (Cellular data)”
- 設定 (Settings)
 - > モバイル通信 (Cellular)
 - > 通信のオプション (Cellular data options)
 - > Turn on “データローミング (Data roaming)”

<For Android™>

- 設定 (Settings)
 - > ネットワークとインターネット (Network and Internet)
 - > モバイルネットワーク (Mobile networks)
 - > Turn on “モバイルデータ (Mobile Data)”
- 設定 (Settings)
 - > ネットワークとインターネット (Network and Internet)
 - > モバイルネットワーク (Mobile networks)
 - > 海外ローミング設定 (Overseas roaming settings)
 - > Turn on “ローミング (Roaming)”

*Some menu names and steps may vary by model and OS version. For more details, consult your device's manual.

※After you start to use the service, the remaining time will be displayed. To check whether World Data Flat is active, open the app at any time. To start using World Data Flat again after the usage period ends, or if you did not book in advance, open the app overseas and press “利用開始 (Get started)”. (When using the app, turn off Wi-Fi.)

※You can also access “利用開始 (Get started)” from a web browser. Click the link in the body of the SMS that you receive after arriving overseas to view the “利用開始 (Get started)” screen.

※If the “利用開始 (Get started)” screen does not appear even after clicking the link, reload the page or click the link below.
<http://www.sekai.kddi.com/kddijp-up/>

Good to know!

Data communication becomes possible at the time you booked and ends automatically upon expiration, so you do not need to worry about unexpected high fees!



World Data Flat

Ends automatically



[Caution] This service covers email, Internet use, and tethering from au mobile phones (including tablets). <If you are a Data Charge user> World Data Flat applies to all countries and regions covered by World Data Flat. <If you are not a Data Charge user> World Data Flat will not apply, and you will be charged according to Kaigai Double-Teigaku for your data communication fees. <If you do not wish to use World Data Flat> You must apply for the “Option Rejecting World Data Flat”; in this case, you will be charged according to Kaigai Double-Teigaku. ○Regardless of whether or not you are a Flat-rate Data service user, your line may be temporarily suspended if your overseas data communication fees become considerably high. ○Depending on the telecommunication situation at your destination, our partnered providers overseas as well as applicable regions and cities may vary or become unavailable. ○Depending on the terrain and location, the service may not be accessible even in covered cities and areas. ○If using Data Share, flat-rate fees apply separately to your smartphone and tablet.

✈ To call from overseas or to send SMS



Making a call

+ - Country code - Phone number with the first "0" omitted

Voice call charges: Voice call charges vary according to the country and region you are in.
You will also be charged for receiving calls overseas.

Example: Calling 03-1234-XXXX (Japan) from overseas
+81(country code)-3(area code)-1234XXXX(recipient's number)

Example: Calling a U.S. number "123-456-XXXX" from the U.S.
+1(country code)-123(area code)-456XXXX(recipient's number)

※To display "+", hold down "0" or "*".

※If the person you are calling is using a Japanese mobile phone, enter the country code 81 (Japan) regardless of their destination.



Sending SMS (Message)

Send SMS just like you would in Japan.

SMS charge: 100 yen per outgoing SMS* Free for incoming SMS

Example: To send an SMS to 0X0-YYYY-YYYY, dial 0X0YYYYYYYY

*: Up to 70 full-width characters. Up to 670 characters may be sent depending on your model and the area you are in, however you will be charged fees for two messages for up to 134 characters, and fees for one message for each 67 characters that exceeds the 134 characters.



Read more about voice call and SMS charges

Hold down "0" or "*" to display "+."

Number to call for inquiries from overseas (Customer Support Center)

From an au mobile phone (toll-free/24 hours a day) From a regular phone (toll applies)

+ - **8 1** - **3** - **6 6 7 0** - **6 9 4 4** or **the international access number at your destination** - **8 1** - **3** - **6 6 7 0** - **6 9 4 4**

■ To see the list of international access numbers, visit the au website.

URL: <https://www.au.com/english/mobile/service/global/inquiry/>



■ Inquiries in Japan

● Messages

We accept inquiries 24/7.

Read more



● Calls

Direct call numbers for various inquiry types are listed on the au website.

Read more



Download this booklet as a PDF file ▶

※ To change or check the details of your contract, you will need your current au mobile phone number and pin code.

※ No fees equivalent to the consumption tax will be added to the World Data Flat usage fee.

※ Screenshots in this leaflet may differ from the screen on your phone.

※ Service details, campaigns, website addresses, and inquiry numbers are subject to change without notice.

※ Information here is current as of February 15, 2022.

○ Android™ and Google Play™ are Google Inc.'s trademarks or registered trademarks.

○ The iPhone trademark is used based on Aiphone Co., Ltd.'s license. App Store is Apple Inc.'s service mark. TM and © 2022 Apple Inc. All rights reserved.

○ Wi-Fi® is the Wi-Fi Alliance's registered trademark.

○ Amazon, Amazon Prime and all relevant trademarks are trademarks of Amazon.com, Inc. or its affiliates.

For details, ask a member of store staff or visit the au website

KDDI Corporation/Okinawa Cellular Telephone Company

2202② au世界サービス A4リーフレット

ka2202-0008