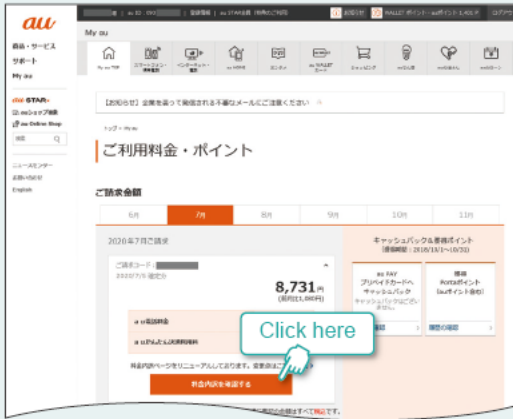


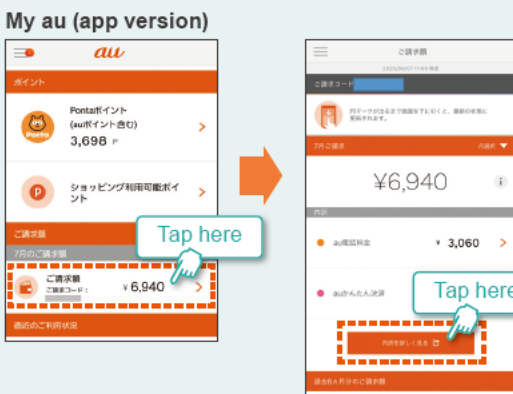
You can check your invoice online. (in Japanese only)

① Access My au

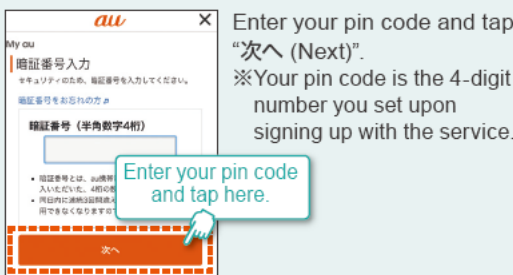
1: Using a PC to access My au from the au homepage



2: Using a smartphone to access My au from the au homepage



② Log in



③ How to view your invoice



If you signed up for more than two lines, you can choose the phone number here.

You can view the details of the charges for the previous month and the following month.

Total charges

You can view the details of the charges for the services you have signed up for.

au電話料金 (au call charges)

Press ▼ to view the details by mobile number.

auひかり料金 (au HIKARI charges)

Press ▼ to view the details of fixed line service au HIKARI charges.

auかんたん決済利用料 (au Simple Payment Service charges)

Press ▼ to view the details of au Simple Payment Service charges.

※The image is for illustrative purposes only. You can check the details of the services you have signed up for.

You can download the details of the charges in a PDF file.

You can view usage charges for the last six months in a graph.

Invoice code (required to make an inquiry)

The month you will be invoiced

The usage month the invoice was for

If you are paying by direct debit, the timing of such debit

Debit amount

Financial institution of the debit

Bank book code of the financial institution

Bank book number of the financial institution

※If you would like to have a printed invoice mailed to you, please apply. Issuing a paper invoice will incur a fee of 200 yen (excluding tax) per invoice. ※Screenshots are for illustrative purposes only.